

Suburb Report

Know your neighbourhood.



Property Prices

Median House Price*

Median

\$1.46m

Quarterly Price Change

-0.10% ↓

Median Unit Price*

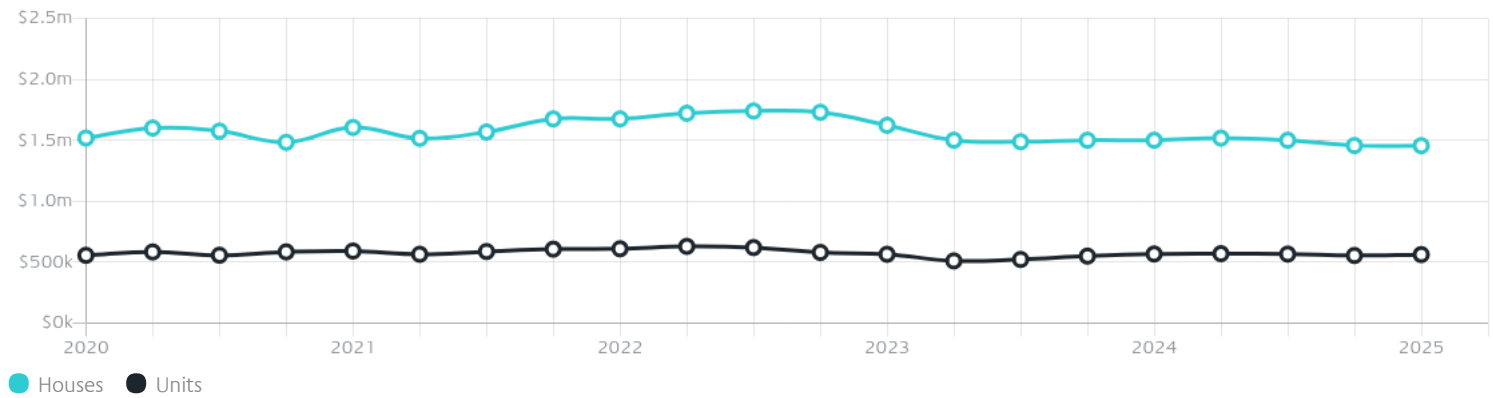
Median

\$563k

Quarterly Price Change

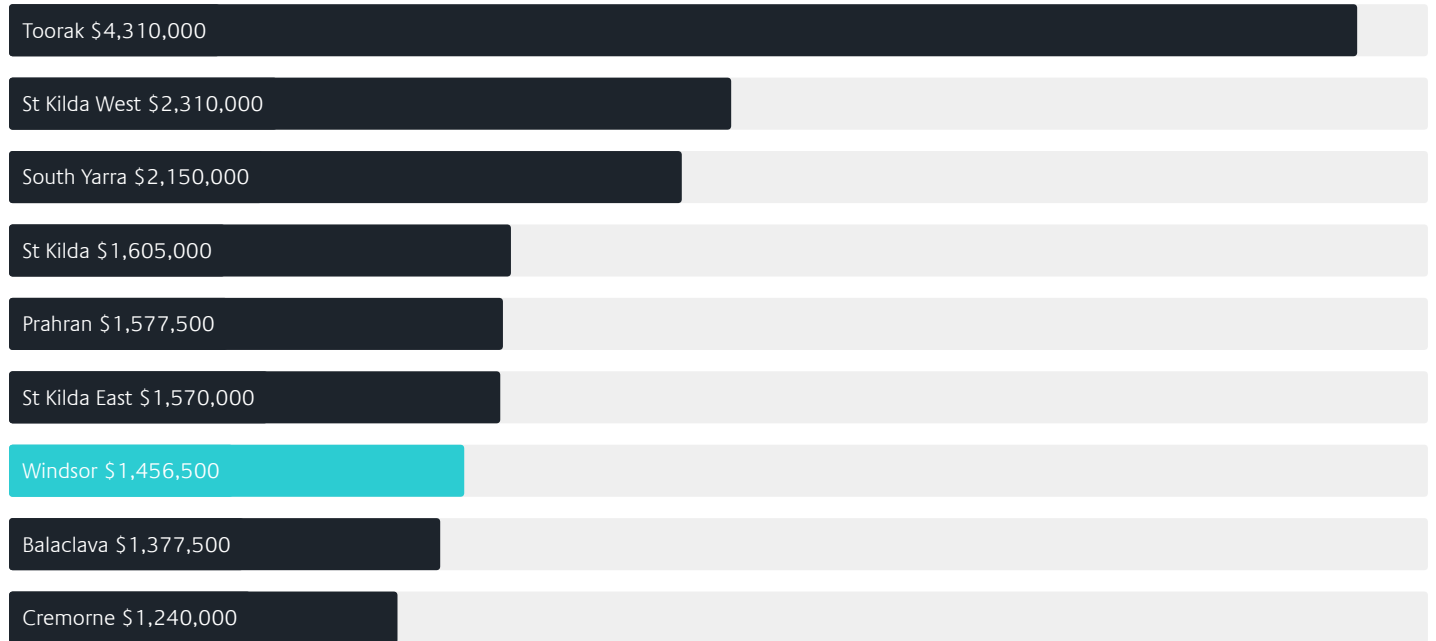
1.35% ↑

Quarterly Price Change*

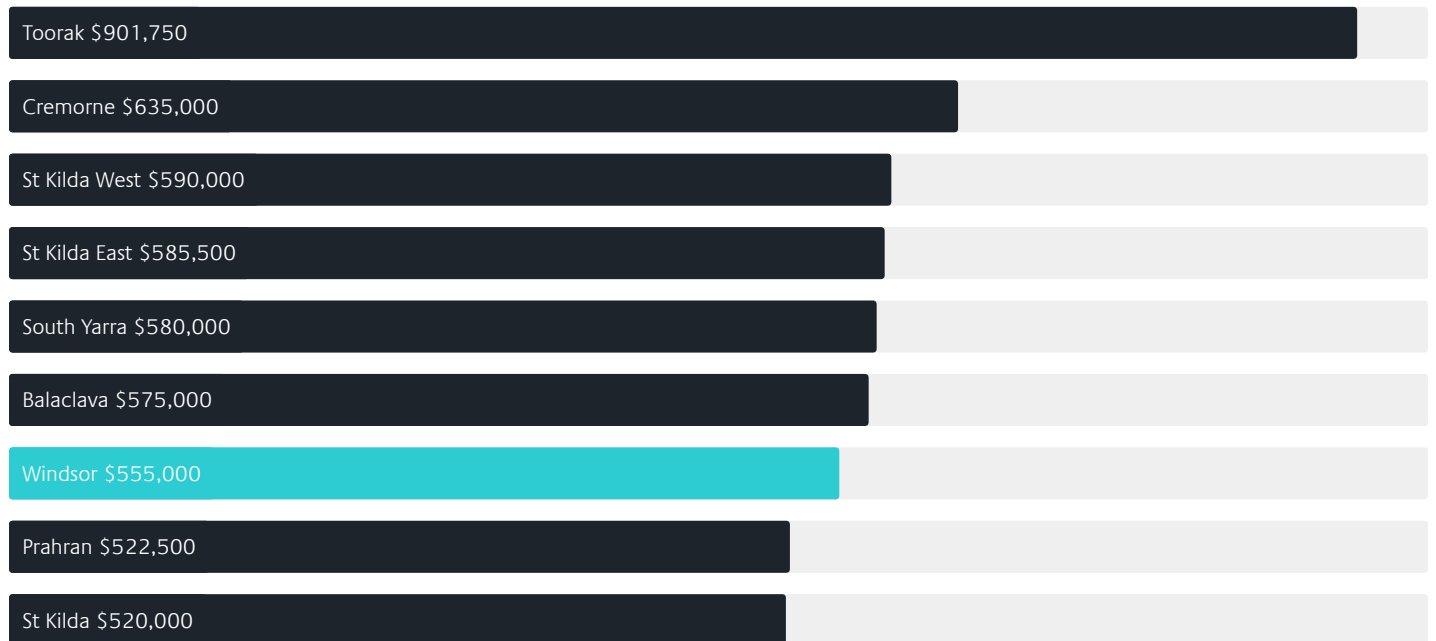


Surrounding Suburbs

Median House Sale Price*



Median Unit Sale Price*



Sales Snapshot

Sale Method^{*}



● Auction 37%
● Private 63%

Auction Clearance Rate^{*}

84.21%

Median Days on Market[^]

35 days

Average Hold Period^{*}

7.9 years

Insights

Dwelling Type[^]



● Houses 13% ● Units 87%

Ownership[^]



● Owned Outright 19% ● Mortgaged 25% ● Rented 56%

Population[^]

7,273

Median Asking Rent per week^{*}

\$800

Population Growth[^]

-0.11%

Rental Yield^{*}

2.95%

Median Age[^]













34 years

Median Household Size[^]













1.8 people

Sold Properties~













Discover a snapshot of the most recent results for this suburb, to view the full 12 months of sales history, please go to jellisicraig.com.au/suburbinsights

Address	Bedrooms	Type	Price	Sold
 13 Atkinson Cl Windsor	3	House	\$1,590,000	19 Jun 2025
 11/55 Union St Windsor	2	Apartment	\$535,250	16 Jun 2025
 202/6K High St Windsor	2	Apartment	\$640,000	13 Jun 2025
 437/111 Punt Rd Windsor	2	Apartment	\$475,000	09 Jun 2025
 202/2a Henry St Windsor	1	Apartment	\$395,000	03 Jun 2025
 214/270 High St Windsor	1	Apartment	\$380,000	02 Jun 2025
 20/205 Dandenong Rd Windsor	3	Apartment	\$638,000	28 May 2025
 407/3 Victoria St Windsor	2	Apartment	\$700,000	27 May 2025
 310/270 High St Windsor	1	Apartment	\$385,000	21 May 2025
 408/120 High St Windsor	1	Apartment	\$438,000	15 May 2025
 101/69 Newry St Windsor	2	Unit	\$620,000	13 May 2025
 17/17 Ellesmere Rd Windsor	1	Apartment	\$347,500	12 May 2025

Sold Properties~

Address	Bedrooms	Type	Price	Sold
 16/29 Upton Rd Windsor	2	Apartment	\$615,500	08 May 2025
 10/28-30 Raleigh St Windsor	2	Apartment	\$518,000	07 May 2025
 10/28 Raleigh St Windsor	1	Strata Unit/Flat	\$518,000	03 May 2025
 5/31 Upton Rd Windsor	2	Apartment	\$625,000	03 May 2025
 43 Hornby St Windsor	2	House	\$1,175,000	03 May 2025
 Upton Rd Windsor	2	House	\$515,000	29 Apr 2025
 8/31 Upton Rd Windsor	2	Apartment	\$515,000	29 Apr 2025
 8/11 Wrexham Rd Windsor	2	Apartment	\$520,000	24 Apr 2025
 10/31 Upton Rd Windsor	2	Apartment	\$540,000	24 Apr 2025
 4/7 White St Windsor	2	Strata Unit/Flat	\$757,500	24 Apr 2025
 11/k7 High St Windsor	1	Apartment	\$412,500	23 Apr 2025
 9/8 The Avenue Windsor	1	Apartment	\$550,000	22 Apr 2025

Sold Properties~

Address	Bedrooms	Type	Price	Sold
 47a Henry St Windsor	3	House	\$1,315,000	17 Apr 2025
 79 Henry St Windsor	4	House	\$1,250,000	14 Apr 2025
 19 Erica St Windsor	2	House	\$1,400,000	13 Apr 2025
 20/43 Williams Rd Windsor	2	Strata Unit/Flat	\$504,000	12 Apr 2025
 2 Mary St Windsor	4	House	\$2,650,000	12 Apr 2025
 406/2a Henry St Windsor	1	Apartment	\$377,000	02 Apr 2025
 5/1 Wrexham Rd Windsor	1	Strata Unit/Flat	\$295,000	01 Apr 2025
 15/45 Williams Rd Windsor	2	Apartment	\$625,000	26 Mar 2025
 306/2a Henry St Windsor	1	Strata Unit/Flat	\$351,000	22 Mar 2025
 4 Somerset Pl Windsor	2	House	\$1,160,000	22 Mar 2025
 6/5 The Avenue Windsor	2	Apartment	\$660,000	22 Mar 2025
 7 Somerset Pl Windsor	2	House	\$1,055,000	20 Mar 2025



Armadale Office
1215 High Street, Armadale
03 9864 5000

jelliscraig.com.au

Data is current as of PDF generation date 01/07/2025

* Updated Quarterly for the past 12 months

^ Updated daily for the past quarter

~ Updated daily: 33 recent results.

This publication contains data, analytics, statistics and other information supplied by PROPERTYDATAONLINE PTY LTD (PropertyData). The data provided in this publication is of a general nature and should not be construed as specific advice or relied upon in lieu of appropriate professional advice.

PropertyData relies upon data supplied by third parties and while the data is checked and reviewed, PropertyData does not warrant the accuracy or completeness of the information to the full extent permitted by the law and excludes all loss or damage howsoever arising (including through negligence) in connection with the data supplied by PropertyData. The State of Victoria owns the copyright in the Property Sales Data and reproduction of that data in any way without the consent of the State of Victoria will constitute a breach of the Copyright Act 1968 (cth). The State of Victoria does not warrant the accuracy or completeness of the Property Sales Data and any person using or relying upon such information does so on the basis that the State of Victoria accepts no responsibility or liability whatsoever for any errors, faults, defects or omissions in the information supplied.