

Suburb Report

Know your neighbourhood.



Property Prices

Median House Price*

Median

\$1.46m

Quarterly Price Change

-0.10% ↓

Median Unit Price*

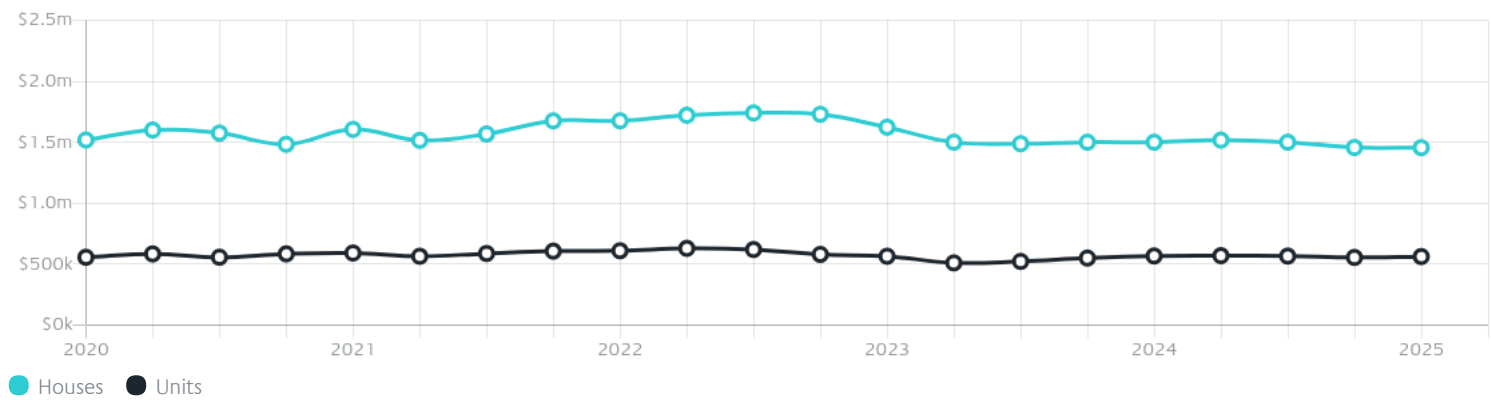
Median

\$563k

Quarterly Price Change

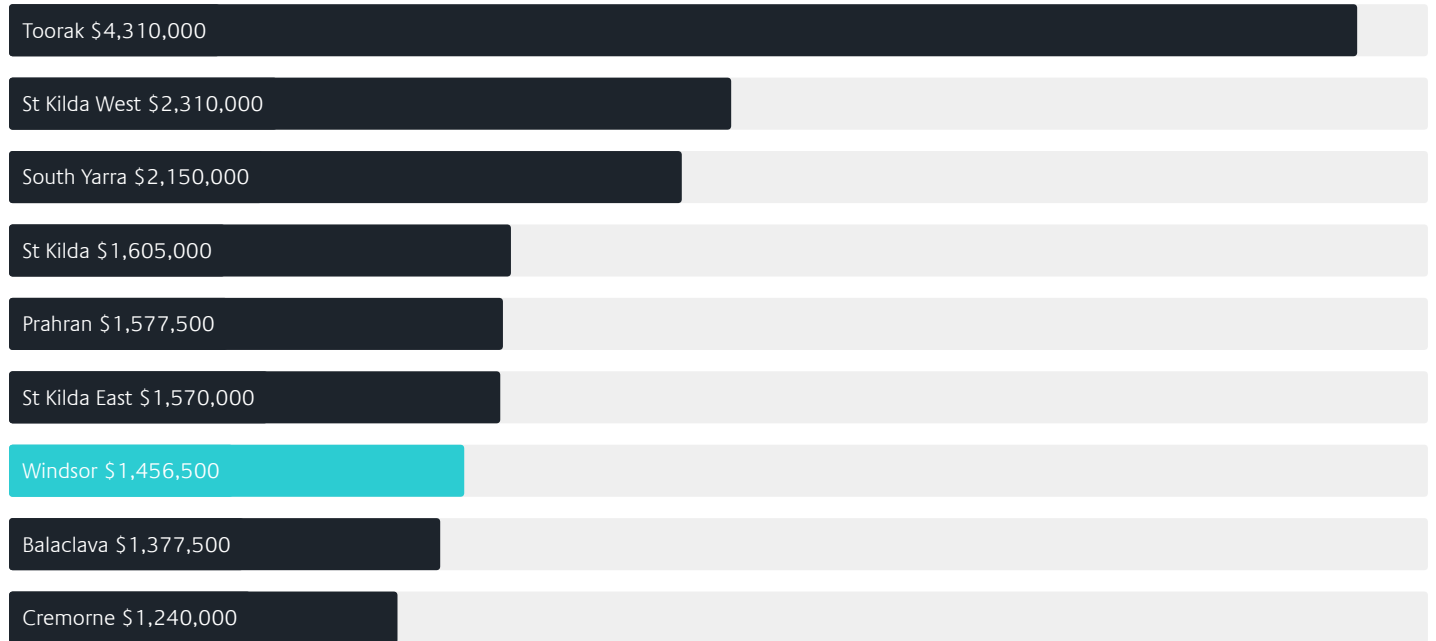
1.35% ↑

Quarterly Price Change*

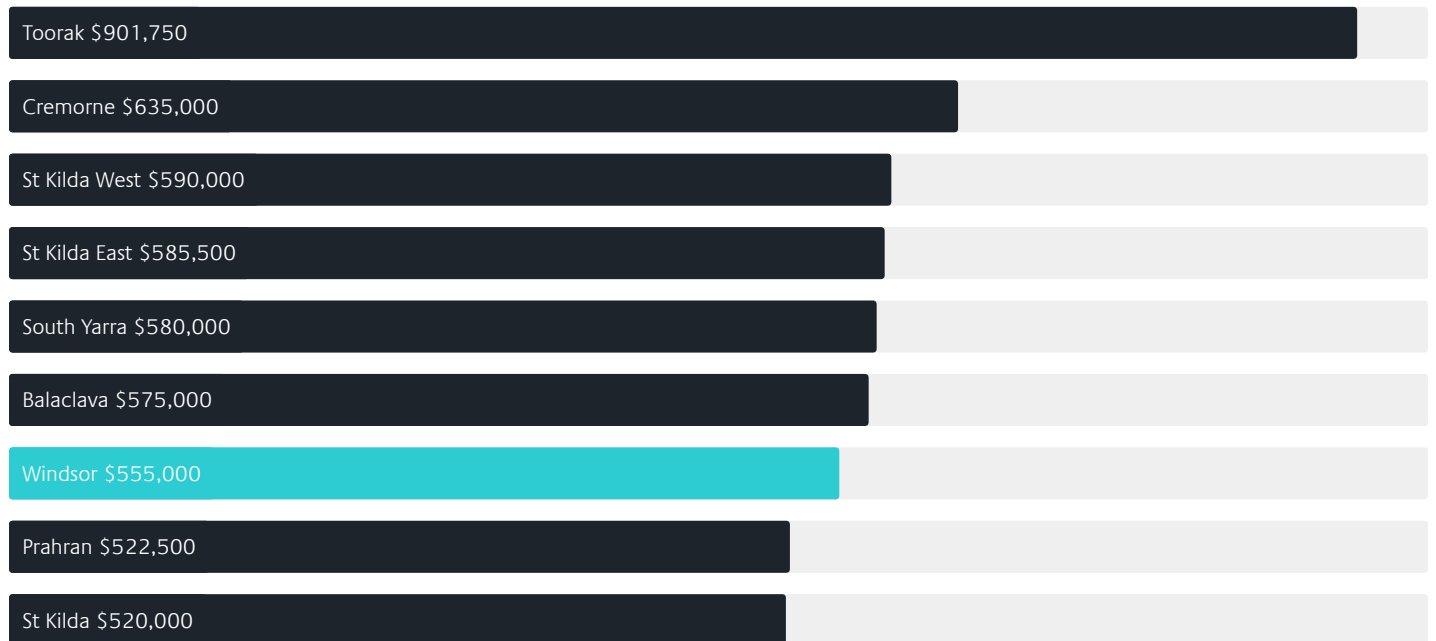


Surrounding Suburbs

Median House Sale Price*



Median Unit Sale Price*



Sales Snapshot

Sale Method*



● Auction 55%
● Private 45%

Auction Clearance Rate*

76.92%

Median Days on Market^


24 days

Average Hold Period*

7.9 years

Insights

Dwelling Type^



● Houses 13% ● Units 87%

Ownership^



● Owned Outright 19% ● Mortgaged 25% ● Rented 56%

Population^

7,273

Median Asking Rent per week*

\$800

Population Growth^

-0.11%

Rental Yield*

2.95%

Median Age^













34 years

Median Household Size^













1.8 people

Sold Properties~













Discover a snapshot of the most recent results for this suburb, to view the full 12 months of sales history, please go to jellisraig.com.au/suburbinsights

Address	Bedrooms	Type	Price	Sold
 10/31 Upton Rd Windsor	2	Apartment	\$540,000	24 Apr 2025
 15/45 Williams Rd Windsor	2	Apartment	\$625,000	26 Mar 2025
 6/5 The Avenue Windsor	2	Apartment	\$660,000	22 Mar 2025
 7/14 Newry St Windsor	2	Apartment	\$536,000	18 Mar 2025
 3/5 Lewisham Rd WINDSOR	1	Apartment	\$743,000	16 Mar 2025
 8/7 The Avenue Windsor	2	Apartment	\$615,000	15 Mar 2025
 3/11 Wrexham Rd Windsor	2	Apartment	\$630,000	14 Mar 2025
 71 The Avenue Windsor	3	House	\$1,246,000	13 Mar 2025
 502/2a Henry St Windsor	1	Strata Unit/Flat	\$385,000	13 Mar 2025
 306/242 High St Windsor	1	Apartment	\$395,000	11 Mar 2025
 110/2a Henry St Windsor	1	Apartment	\$310,000	07 Mar 2025
 602/105 Punt Rd Windsor	3	Unit	\$1,600,000	06 Mar 2025

Sold Properties~

Address	Bedrooms	Type	Price	Sold
 18/40 Upton Rd Windsor	2	Apartment	\$504,000	05 Mar 2025
 7/8 The Avenue Windsor	1	Flat/Unit/Apartment	\$515,000	03 Mar 2025
 5/4 Victoria St Windsor	2	Apartment	\$550,000	19 Feb 2025
 51 Mcilwrick St Windsor	5	House	\$3,085,000	17 Feb 2025
 201/94 Punt Rd Windsor	1	Strata Unit/Flat	\$400,000	14 Feb 2025
 1c George St Windsor	3	Townhouse	\$1,100,000	13 Feb 2025
 27 Eastbourne St WINDSOR	3	House	\$2,430,000	13 Feb 2025
 19/174 Peel St Windsor	1	Unit	\$468,000	12 Feb 2025
 102/2a Henry St Windsor	1	Apartment	\$370,000	08 Feb 2025
 11/5 Lewisham Rd Windsor	1	House	\$507,500	07 Feb 2025
 104/69 Newry St Windsor	2	Apartment	\$625,000	06 Feb 2025
 205/1a Peel St Windsor	2	Apartment	\$625,000	03 Feb 2025

Sold Properties~

Address	Bedrooms	Type	Price	Sold
 83 Raleigh St Windsor	3	House	\$1,505,000	02 Feb 2025
 107/13 Raleigh St Windsor	1	Subdivided Flat - Single OYO Flat	\$120,000	23 Jan 2025
 7/17 Ellesmere Rd Windsor	1	Strata Unit/Flat	\$350,000	07 Jan 2025
 209/120 High St Windsor	2	Apartment	\$580,000	30 Dec 2024
 214/111 Punt Rd Windsor	2	Apartment	\$430,000	23 Dec 2024
 12/209 Dandenong Rd Windsor	1	Apartment	\$370,000	23 Dec 2024
 203/69 Newry St Windsor	2	Apartment	\$710,000	20 Dec 2024
 306/8 James St Windsor	1	Apartment	\$425,000	20 Dec 2024
 101/25 Gertrude St Windsor	1	Apartment	\$430,000	20 Dec 2024
 107 Henry St Windsor	3	Unit	\$1,170,000	20 Dec 2024
 24/11 Raleigh St Windsor	2	Strata Unit/Flat	\$260,000	18 Dec 2024
 24/k11 Raleigh St WINDSOR	1	Apartment	\$260,000	18 Dec 2024



Armadale Office
1215 High Street, Armadale
03 9864 5000

jelliscraig.com.au

Data is current as of PDF generation date 01/05/2025

* Updated Quarterly for the past 12 months

^ Updated daily for the past quarter

~ Updated daily: 33 recent results.

This publication contains data, analytics, statistics and other information supplied by PROPERTYDATAONLINE PTY LTD (PropertyData). The data provided in this publication is of a general nature and should not be construed as specific advice or relied upon in lieu of appropriate professional advice.

PropertyData relies upon data supplied by third parties and while the data is checked and reviewed, PropertyData does not warrant the accuracy or completeness of the information to the full extent permitted by the law and excludes all loss or damage howsoever arising (including through negligence) in connection with the data supplied by PropertyData. The State of Victoria owns the copyright in the Property Sales Data and reproduction of that data in any way without the consent of the State of Victoria will constitute a breach of the Copyright Act 1968 (cth). The State of Victoria does not warrant the accuracy or completeness of the Property Sales Data and any person using or relying upon such information does so on the basis that the State of Victoria accepts no responsibility or liability whatsoever for any errors, faults, defects or omissions in the information supplied.