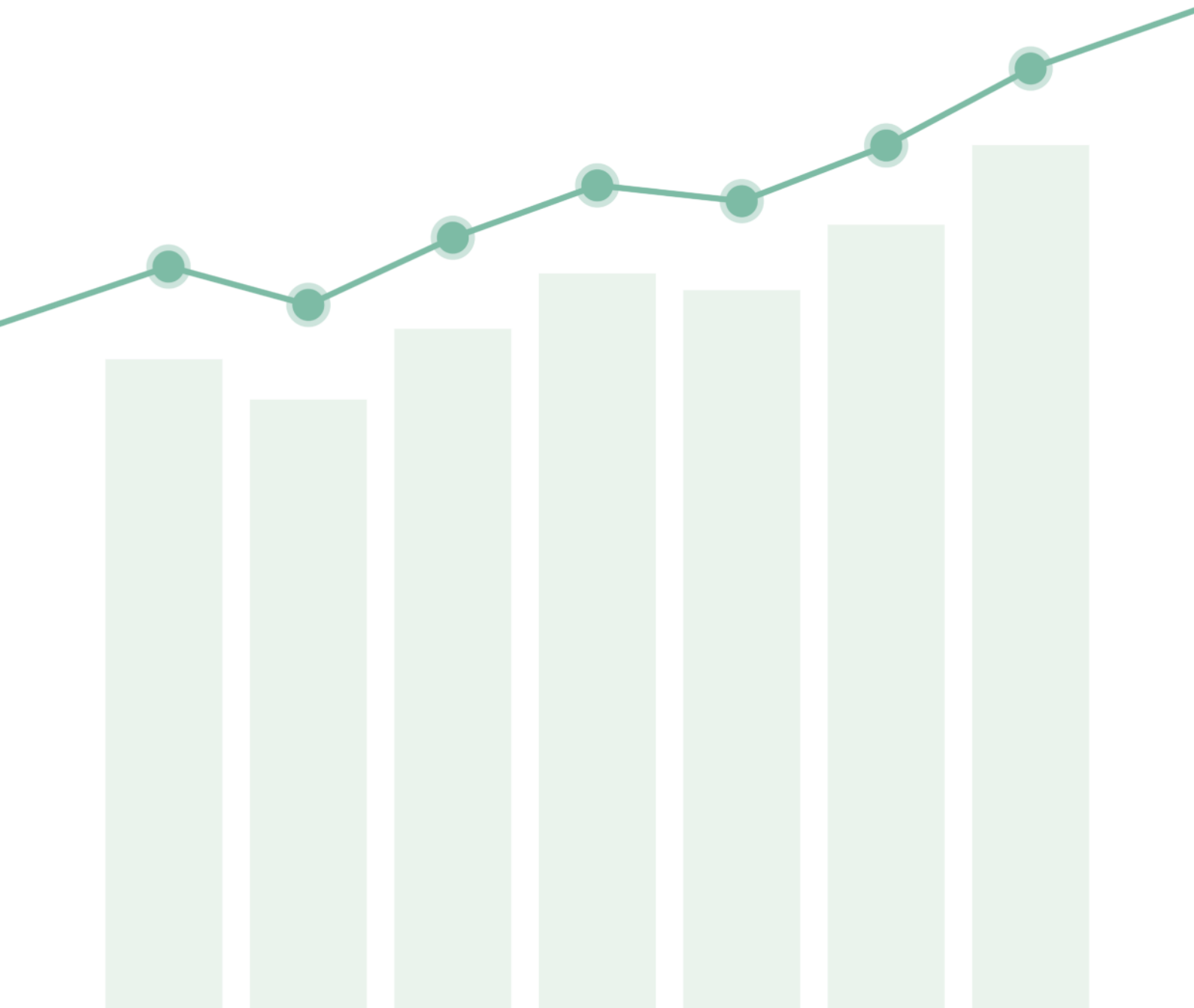


JellisCraig

WINTER VALLEY

Suburb Report

Know your neighbourhood.



WINTER VALLEY SUBURB REPORT

Median House Price*

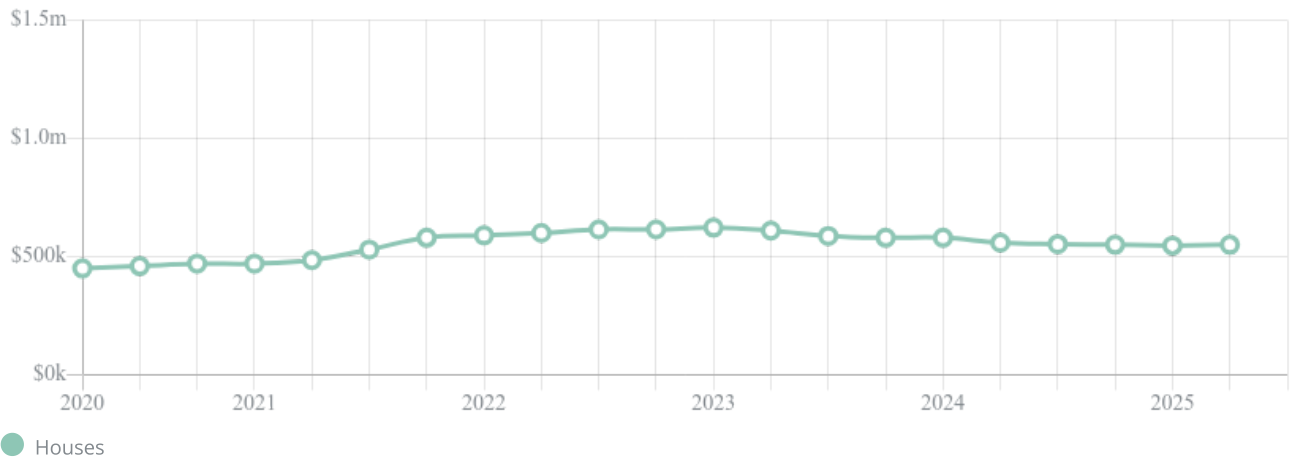
Median

\$550k

Quarterly Price Change

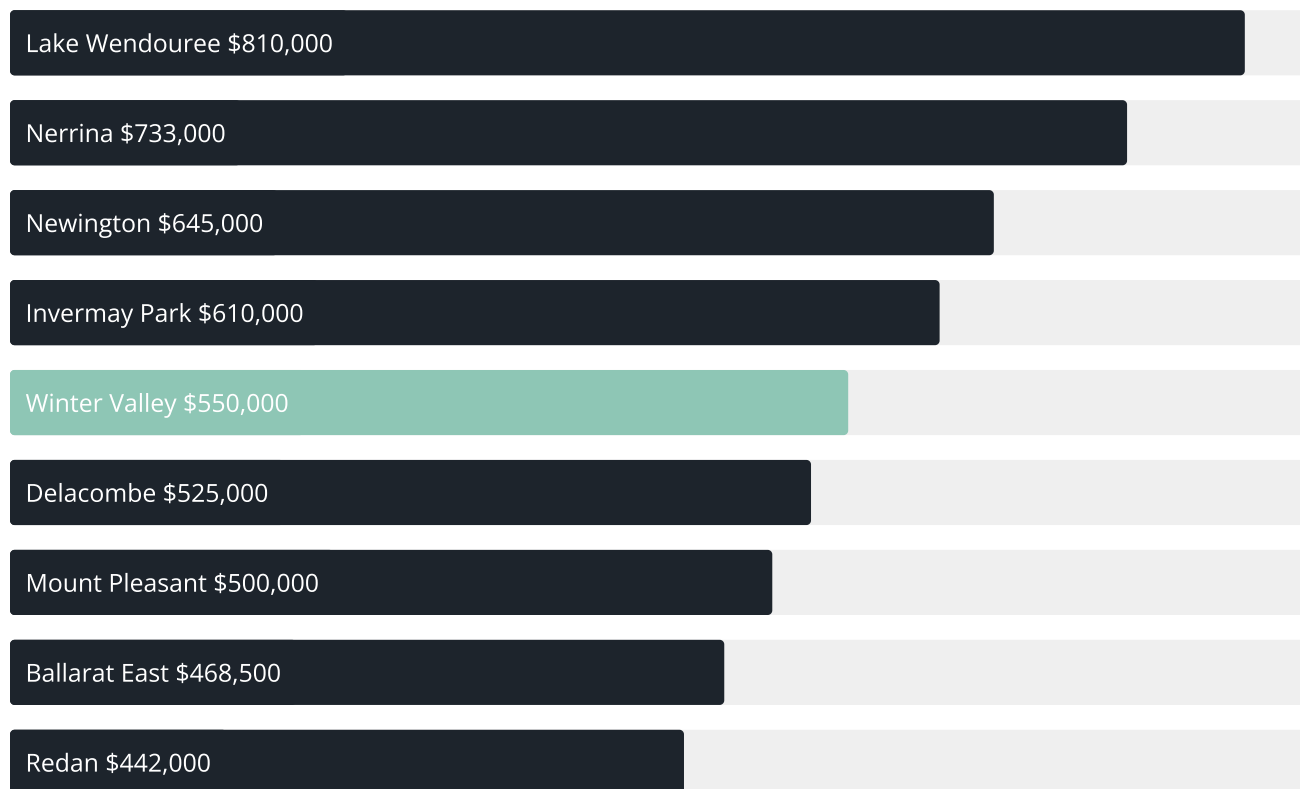
0.64% ↑

Quarterly Price Change*




WINTER VALLEY SUBURB REPORT

Median House Sale Price^{*}



Median Unit Sale Price^{*}



WINTER VALLEY SUBURB REPORT

Sale Method^{*}

● Private 100%

Median Days on Market[^]

30 days

Average Hold Period^{*}

2.3 years

Dwelling Type[^]

● Houses 100% ● Units 0%

Ownership[^]

● Owned Outright 17% ● Mortgaged 60% ● Rented 22%

Population[^]

3,440

Median Asking Rent per week^{*}

\$450

Median Age[^]

29 years

Rental Yield^{*}











4.23%

Median Household Size[^]











2.9 people

WINTER VALLEY SUBURB REPORT











Discover a snapshot of the most recent results for this suburb, to view the full 12 months of sales history, please go to jellisicraig.com.au/suburbinsights

| Address | Bedrooms | Type | Price | Sold |
|---|----------|-------|-----------|-------------|
|  21 Ashton Av Winter Valley | 0 | Land | \$220,000 | 25 Sep 2025 |
|  20 Mylah Rd Winter Valley | 0 | Land | \$220,000 | 16 Sep 2025 |
|  19 Hawk St Winter Valley | 4 | House | \$550,000 | 12 Sep 2025 |
|  32 Dove Av Winter Valley | 4 | House | \$585,000 | 11 Sep 2025 |
|  16 Corvara Dr Winter Valley | 4 | House | \$720,000 | 10 Sep 2025 |
|  58 Telluride Dr Winter Valley | 4 | House | \$590,000 | 08 Sep 2025 |
|  15 Tilbury St Winter Valley | 4 | House | \$692,500 | 30 Aug 2025 |
|  95 Wedge Tail Dr Winter Valley | 4 | House | \$610,000 | 29 Aug 2025 |
|  21 Banff Rd Winter Valley | 4 | House | \$835,000 | 26 Aug 2025 |
|  205 Ballarat Carngham Rd Winter Valley | 4 | House | \$720,000 | 26 Aug 2025 |

WINTER VALLEY SUBURB REPORT

| Address | Bedrooms | Type | Price | Sold |
|---|----------|-------|-----------|-------------|
|  5 Barn Owl Av Winter Valley | 3 | House | \$590,000 | 26 Aug 2025 |
|  10 Sprinter Way Winter Valley | 4 | House | \$550,000 | 20 Aug 2025 |
|  18 Brownlee Blvd Winter Valley | 4 | House | \$715,000 | 20 Aug 2025 |
|  24 Mylah Rd Winter Valley | 0 | Land | \$220,000 | 15 Aug 2025 |
|  4 Hawk St Winter Valley | 4 | House | \$570,000 | 13 Aug 2025 |
|  18 Honey Eater Dr Winter Valley | 4 | House | \$545,000 | 08 Aug 2025 |
|  24 Honour Av Winter Valley | 4 | House | \$572,500 | 06 Aug 2025 |
|  23 Butcherbird Pde Winter Valley | 4 | House | \$565,000 | 05 Aug 2025 |
|  45 Presentation Blvd Winter Valley | 4 | House | \$510,000 | 05 Aug 2025 |
|  9 Bowerbird Grng Winter Valley | 4 | House | \$540,000 | 01 Aug 2025 |

WINTER VALLEY SUBURB REPORT

| Address | Bedrooms | Type | Price | Sold |
|---|----------|-------|-----------|-------------|
|  12 Corvara Dr Winter Valley | 4 | House | \$750,000 | 01 Aug 2025 |
|  11 Grassy St Winter Valley | 4 | House | \$567,000 | 31 Jul 2025 |
|  2 Sapporo St Winter Valley | 3 | House | \$630,000 | 30 Jul 2025 |
|  14 Swan Blvd Winter Valley | 3 | House | \$650,000 | 25 Jul 2025 |
|  41 Swan Blvd Winter Valley | 0 | Land | \$220,000 | 18 Jul 2025 |
|  19 Gull St Winter Valley | 4 | House | \$565,000 | 17 Jul 2025 |
|  61 Spoonbill Av Winter Valley | 4 | House | \$550,000 | 16 Jul 2025 |
|  43 Swan Blvd Winter Valley | 4 | House | \$565,000 | 16 Jul 2025 |
|  390 Greenhalghs Rd Winter Valley | 5 | House | \$645,000 | 10 Jul 2025 |
|  6 Shaftesbury Av Winter Valley | 4 | House | \$655,000 | 10 Jul 2025 |



Ballarat Office
1211 Sturt Street, Ballarat
03 5329 2500

jellisraig.com.au

Data is current as of PDF generation date 01/10/2025

* Updated Quarterly for the past 12 months

^ Updated daily for the past quarter

~ Updated daily: 33 recent results.

This publication contains data, analytics, statistics and other information supplied by PROPERTYDATAONLINE PTY LTD (PropertyData). The data provided in this publication is of a general nature and should not be construed as specific advice or relied upon in lieu of appropriate professional advice.

PropertyData relies upon data supplied by third parties and while the data is checked and reviewed, PropertyData does not warrant the accuracy or completeness of the information to the full extent permitted by the law and excludes all loss or damage howsoever arising (including through negligence) in connection with the data supplied by PropertyData. The State of Victoria owns the copyright in the Property Sales Data and reproduction of that data in any way without the consent of the State of Victoria will constitute a breach of the Copyright Act 1968 (cth). The State of Victoria does not warrant the accuracy or completeness of the Property Sales Data and any person using or relying upon such information does so on the basis that the State of Victoria accepts no responsibility or liability whatsoever for any errors, faults, defects or omissions in the information supplied.