

# *Suburb Report*

Know your neighbourhood.



# Property Prices

## Median House Price\*

Median

**\$694k**

Quarterly Price Change

**-0.85% ↓**

## Median Unit Price\*

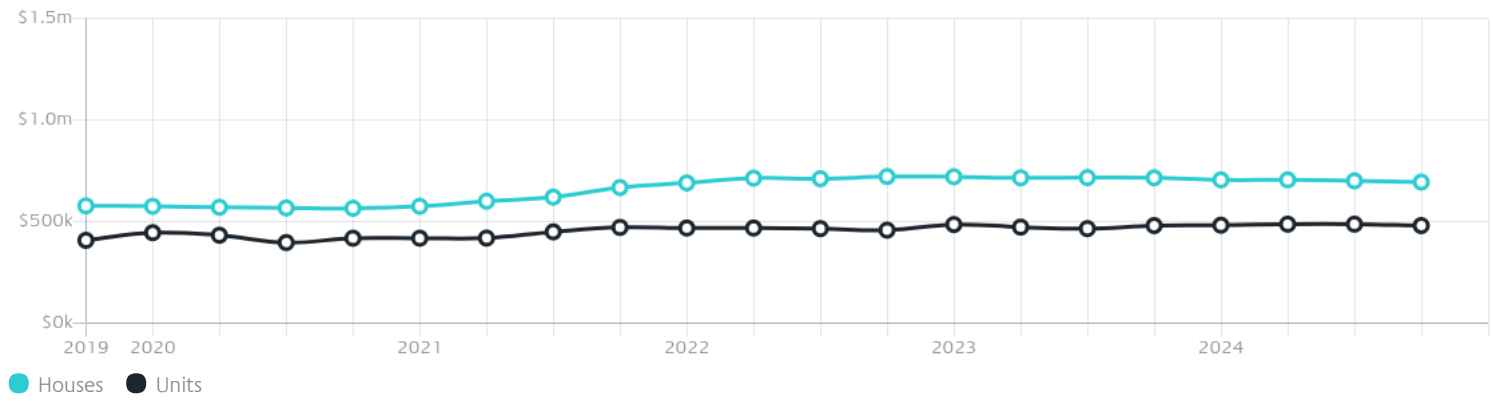
Median

**\$480k**

Quarterly Price Change

**-1.43% ↓**

## Quarterly Price Change\*



# Surrounding Suburbs

## Median House Sale Price\*



## Median Unit Sale Price\*



# Sales Snapshot

## Sale Method\*



● Auction 34%  
● Private 66%

## Auction Clearance Rate\*

77.14%

## Median Days on Market^

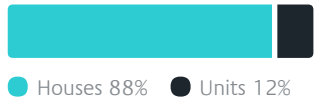
39 days

## Average Hold Period\*

3.2 years

# Insights

## Dwelling Type^



● Houses 88% ● Units 12%

## Ownership^



● Owned Outright 12% ● Mortgaged 67% ● Rented 21%

## Population^

24,407

## Median Asking Rent per week\*

\$590

## Population Growth^

169.39%

## Rental Yield\*

4.38%

## Median Age^













30 years

## Median Household Size^













3.3 people

# Sold Properties~













Discover a snapshot of the most recent results for this suburb, to view the full 12 months of sales history, please go to [jellisraig.com.au/suburbinsights](http://jellisraig.com.au/suburbinsights)

Address	Bedrooms	Type	Price	Sold
 11 Rennison Dr Wollert	4	House	\$746,000	29 Mar 2025
 17 Highfield Av Wollert	5	House	\$1,181,000	29 Mar 2025
 24 Taggiasca Dr Wollert	4	House	\$715,000	29 Mar 2025
 15 Pinot Cr Wollert	4	House	\$790,000	29 Mar 2025
 58 Simmental Rd Wollert	4	House	\$710,000	29 Mar 2025
 15 Grainger Dr Wollert	3	House	\$625,000	29 Mar 2025
 14 Tarlo Wlk Wollert	3	House	\$550,000	29 Mar 2025
 19 Kafue Rd Wollert	4	House	\$760,000	29 Mar 2025
 6 Gazelle Way Wollert	3	House	\$620,000	29 Mar 2025
 8 Pomerania St Wollert	4	House	\$630,000	28 Mar 2025
 13 Prosecco St Wollert	3	House	\$595,000	27 Mar 2025
 9/62 Anzac Dr Wollert	2	Unit	\$454,000	27 Mar 2025

# Sold Properties~

Address	Bedrooms	Type	Price	Sold
 7 Jumbuck Cirt Wollert	2	Townhouse	\$395,000	25 Mar 2025
 1277 Edgars Rd Wollert	5	House	\$1,287,000	24 Mar 2025
 14 Althorp St Wollert	4	House	\$675,000	24 Mar 2025
 4 Perease Rd Wollert	3	House	\$728,000	24 Mar 2025
 7 Butternut St Wollert	4	House	\$705,000	22 Mar 2025
 41 Wombargo Cr Wollert	4	House	\$720,000	22 Mar 2025
 2 Wingan Pl Wollert	4	House	\$722,000	22 Mar 2025
 8 Potter St Wollert	3	House	\$675,500	22 Mar 2025
 24 Weerona Pwy Wollert	3	House	\$630,000	22 Mar 2025
 38 Graphite Cr Wollert	4	House	\$685,000	22 Mar 2025
 16 Tooten Rd Wollert	4	House	\$690,000	22 Mar 2025
 31 Riverine St Wollert	4	House	\$750,000	22 Mar 2025

# Sold Properties~

Address	Bedrooms	Type	Price	Sold
 15 Azure Rd Wollert	4	House	\$653,000	22 Mar 2025
 7 Matilda Av Wollert	2	House	\$397,000	21 Mar 2025
 6/4 Ryrie Gr Wollert	3	Townhouse	\$492,000	19 Mar 2025
 16 Grenache Rd Wollert	4	House	\$815,000	18 Mar 2025
 2 Azure Rd Wollert	4	House	\$640,000	18 Mar 2025
 7 The Burchett Wollert	4	House	\$837,000	15 Mar 2025
 111 Saltlake Blvd Wollert	4	House	\$620,000	15 Mar 2025
 18 Limehouse Av Wollert	3	House	\$655,000	15 Mar 2025
 12 Woodson Dr Wollert	4	House	\$695,000	15 Mar 2025
 8 Markham St Wollert	4	House	\$725,000	15 Mar 2025
 16 Stockport Av Wollert	4	House	\$855,000	15 Mar 2025
 7 Kalamon Dr Wollert	4	House	\$825,000	15 Mar 2025



Greensborough Office  
Shop 3, Ground Floor, 68 Main Street, Greensborough  
03 9432 1444

[jelliscraig.com.au](http://jelliscraig.com.au)

Data is current as of PDF generation date 01/04/2025

\* Updated Quarterly for the past 12 months

^ Updated daily for the past quarter

~ Updated daily: 33 recent results.

This publication contains data, analytics, statistics and other information supplied by PROPERTYDATAONLINE PTY LTD (PropertyData). The data provided in this publication is of a general nature and should not be construed as specific advice or relied upon in lieu of appropriate professional advice.

PropertyData relies upon data supplied by third parties and while the data is checked and reviewed, PropertyData does not warrant the accuracy or completeness of the information to the full extent permitted by the law and excludes all loss or damage howsoever arising (including through negligence) in connection with the data supplied by PropertyData. The State of Victoria owns the copyright in the Property Sales Data and reproduction of that data in any way without the consent of the State of Victoria will constitute a breach of the Copyright Act 1968 (cth). The State of Victoria does not warrant the accuracy or completeness of the Property Sales Data and any person using or relying upon such information does so on the basis that the State of Victoria accepts no responsibility or liability whatsoever for any errors, faults, defects or omissions in the information supplied.