

# *Suburb* **INSIGHTS**

3750  
WOLLERT



Data that shapes your suburb.

**Jellis  
Craig**

# Property Prices

## Median House Price\*

Median

**\$700k**

Quarterly Price Change

**-0.70% ↓**

## Median Unit Price\*

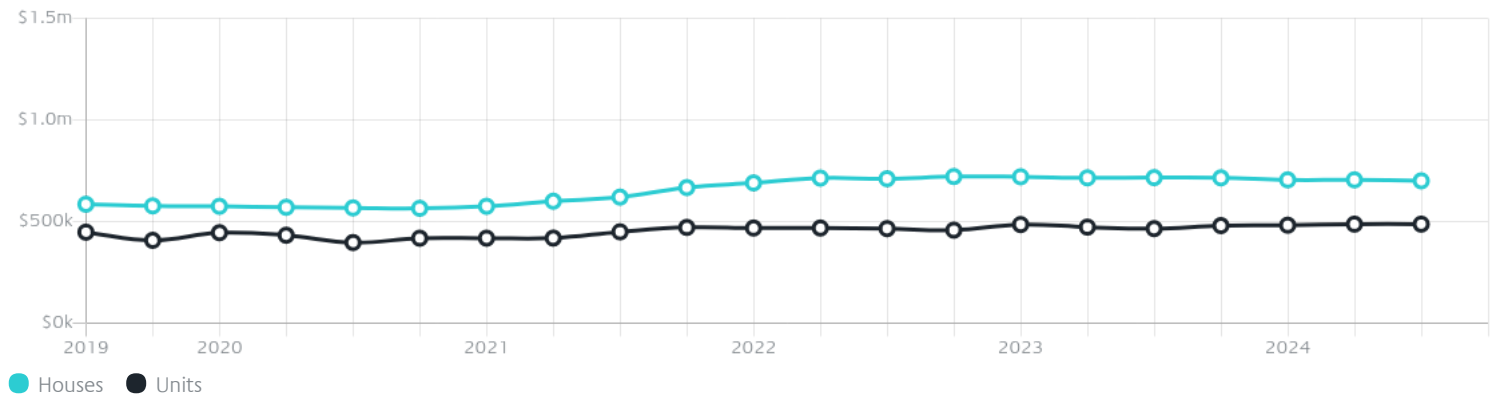
Median

**\$487k**

Quarterly Price Change

**0.00% ↓**

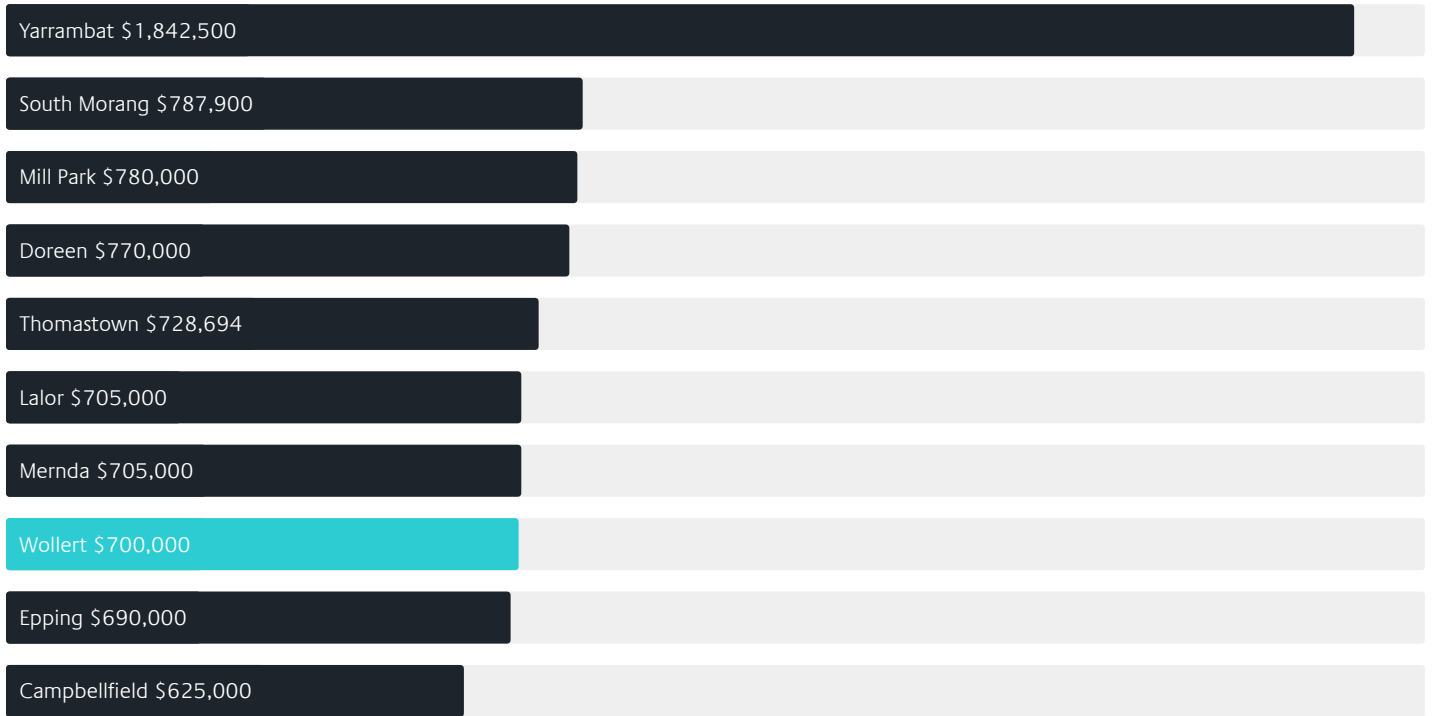
## Quarterly Price Change\*



# Surrounding Suburbs

---

## Median House Sale Price\*



## Median Unit Sale Price\*



# Sales Snapshot

Sale Method<sup>\*</sup>



● Auction 53%  
● Private 47%

Auction Clearance Rate<sup>\*</sup>

57.8%

Median Days on Market<sup>^</sup>

33 days

Average Hold Period<sup>\*</sup>

3.2 years

## Insights

Dwelling Type<sup>^</sup>



● Houses 88% ● Units 12%

Ownership<sup>^</sup>



● Owned Outright 12% ● Mortgaged 67% ● Rented 21%

Population<sup>^</sup>

24,407

Median Asking Rent per week<sup>\*</sup>

\$588

Population Growth<sup>^</sup>

169.39%

Rental Yield<sup>\*</sup>

4.38%

Median Age<sup>^</sup>













30 years

Median Household Size<sup>^</sup>













3.3 people

# Sold Properties~













Discover a snapshot of the most recent results for this suburb, to view the full 12 months of sales history, please go to [jellisicraig.com.au/suburbinsights](https://jellisicraig.com.au/suburbinsights)

Address	Bedrooms	Type	Price	Sold
 5 Marisa St Wollert	4	House	\$780,000	30 Nov 2024
 92 Gypsum Dr Wollert	4	House	\$684,000	26 Nov 2024
 16 Anzac Dr Wollert	4	House	\$663,000	25 Nov 2024
 3 Deau Av Wollert	4	House	\$750,000	23 Nov 2024
 26 Kopi Way Wollert	2	Townhouse	\$457,000	23 Nov 2024
 37 Varun Loop Wollert	5	House	\$1,030,000	23 Nov 2024
 31 Allumba Way Wollert	2	House	\$420,000	23 Nov 2024
 5 Clavell Cr Wollert	3	House	\$585,000	21 Nov 2024
 26 Simmental Rd Wollert	4	House	\$620,000	19 Nov 2024
 19 Florentino St Wollert	2	Townhouse	\$410,000	18 Nov 2024
 15 Wollemi Av Wollert	4	House	\$750,000	16 Nov 2024
 11 Blanc St Wollert	4	House	\$790,000	16 Nov 2024

# Sold Properties~

Address	Bedrooms	Type	Price	Sold
 39 Dewpond Cr Wollert	4	House	\$832,000	16 Nov 2024
 3 Matoran St Wollert	5	House	\$1,267,500	15 Nov 2024
 3 Wyperfeld Way Wollert	4	House	\$891,000	15 Nov 2024
 9 Brolo St Wollert	4	House	\$675,000	09 Nov 2024
 39 Myrtleford St Wollert	4	House	\$673,000	09 Nov 2024
 111 Yann Dr Wollert	5	House	\$955,000	09 Nov 2024
 6 Molinvale Way Wollert	4	House	\$780,000	08 Nov 2024
 4 Zoe Dr Wollert	3	House	\$507,000	06 Nov 2024
 2 Wroughton St Wollert	3	House	\$578,000	06 Nov 2024
 2 Westferry Av Wollert	4	House	\$655,000	06 Nov 2024
 4/12 Northside Dr Wollert	3	House	\$520,000	04 Nov 2024
 11 Ruma Way Wollert	4	House	\$808,500	04 Nov 2024

# Sold Properties~

Address	Bedrooms	Type	Price	Sold
 37 Whitebark St Wollert	3	House	\$535,000	03 Nov 2024
 22 York Pde Wollert	4	House	\$660,000	02 Nov 2024
 9 Fenix Way Wollert	2	House	\$541,000	02 Nov 2024
 68 Yann Dr Wollert	4	House	\$617,000	02 Nov 2024
 12 Tuin Wlk Wollert	1	House	\$600,000	01 Nov 2024
 40 Lehmanns Rd Wollert	4	House	\$650,000	31 Oct 2024
 11 Werribee Cr Wollert	4	House	\$695,000	31 Oct 2024
 24 Simmental Rd Wollert	4	House	\$620,000	29 Oct 2024
 23 Farmer Way Wollert	5	House	\$625,000	28 Oct 2024
 37 Myrtleford St Wollert	4	House	\$677,000	26 Oct 2024
 16 Dewpond Cr Wollert	3	House	\$579,000	25 Oct 2024
 15 Butternut St Wollert	4	House	\$685,000	25 Oct 2024



Greensborough Office  
Shop 3, Ground Floor, 68 Main Street, Greensborough  
03 9432 1444

[jelliscraig.com.au](http://jelliscraig.com.au)

Data is current as of PDF generation date 01/12/2024

\* Updated Quarterly for the past 12 months

^ Updated daily for the past quarter

~ Updated daily: 33 recent results.

This publication contains data, analytics, statistics and other information supplied by PROPERTYDATAONLINE PTY LTD (PropertyData). The data provided in this publication is of a general nature and should not be construed as specific advice or relied upon in lieu of appropriate professional advice.

PropertyData relies upon data supplied by third parties and while the data is checked and reviewed, PropertyData does not warrant the accuracy or completeness of the information to the full extent permitted by the law and excludes all loss or damage howsoever arising (including through negligence) in connection with the data supplied by PropertyData. The State of Victoria owns the copyright in the Property Sales Data and reproduction of that data in any way without the consent of the State of Victoria will constitute a breach of the Copyright Act 1968 (cth). The State of Victoria does not warrant the accuracy or completeness of the Property Sales Data and any person using or relying upon such information does so on the basis that the State of Victoria accepts no responsibility or liability whatsoever for any errors, faults, defects or omissions in the information supplied.