

# *Suburb Report*

Know your neighbourhood.



# Property Prices

## Median House Price\*

Median

**\$694k**

Quarterly Price Change

**-0.85% ↓**

## Median Unit Price\*

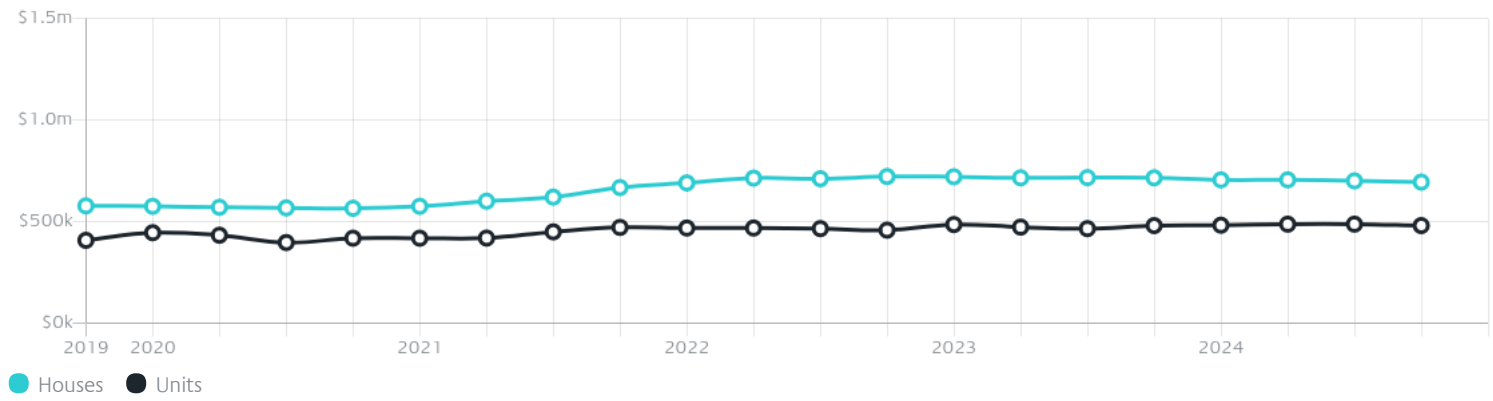
Median

**\$480k**

Quarterly Price Change

**-1.43% ↓**

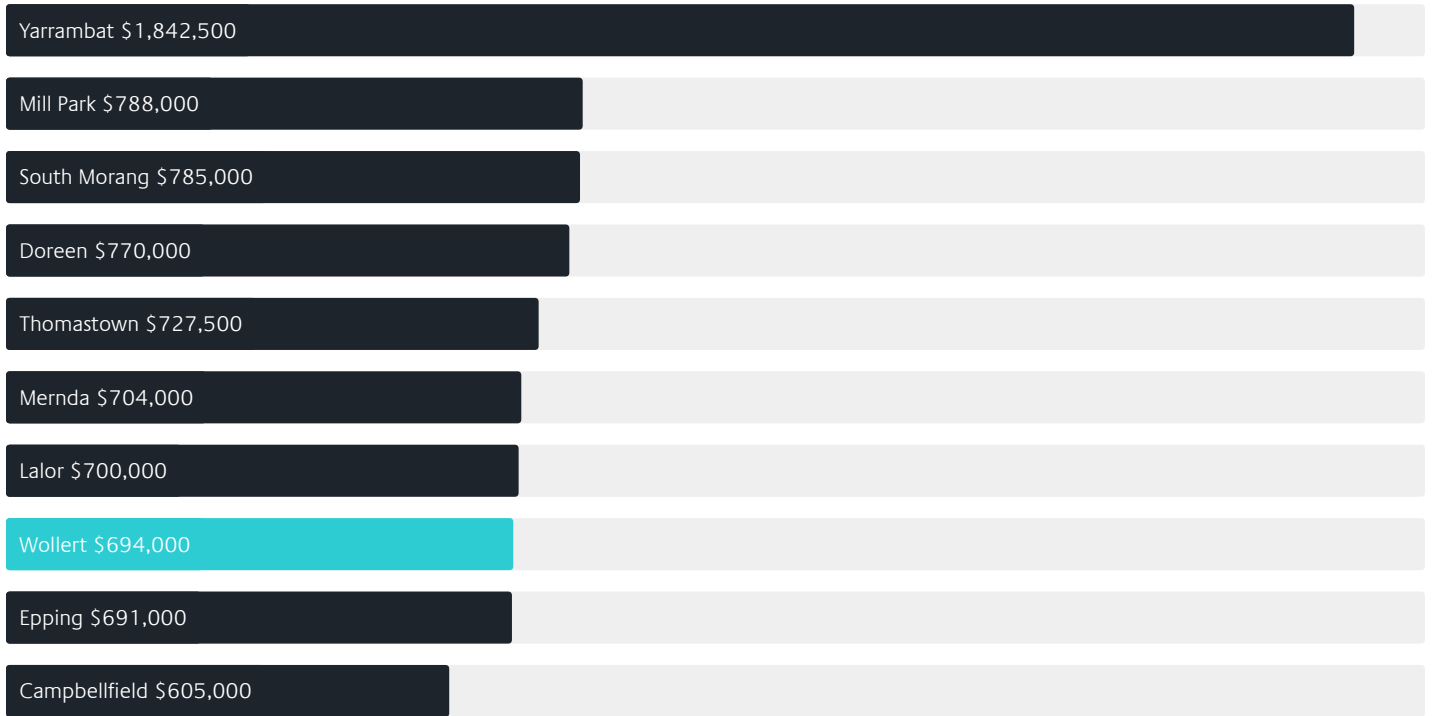
## Quarterly Price Change\*



# Surrounding Suburbs

---

## Median House Sale Price\*



## Median Unit Sale Price\*



# Sales Snapshot

## Sale Method<sup>\*</sup>



● Auction 52%  
● Private 48%

## Auction Clearance Rate<sup>\*</sup>

66.67%

## Median Days on Market<sup>^</sup>

42 days

## Average Hold Period<sup>\*</sup>

3.2 years

# Insights

## Dwelling Type<sup>^</sup>



● Houses 88% ● Units 12%

## Ownership<sup>^</sup>



● Owned Outright 12% ● Mortgaged 67% ● Rented 21%

## Population<sup>^</sup>

24,407

## Median Asking Rent per week<sup>\*</sup>

\$590

## Population Growth<sup>^</sup>

169.39%

## Rental Yield<sup>\*</sup>

4.38%

## Median Age<sup>^</sup>













30 years

## Median Household Size<sup>^</sup>













3.3 people

# Sold Properties~













Discover a snapshot of the most recent results for this suburb, to view the full 12 months of sales history, please go to [jellisicraig.com.au/suburbinsights](http://jellisicraig.com.au/suburbinsights)

Address	Bedrooms	Type	Price	Sold
 12 Alma Rd Wollert	4	House	\$690,000	31 Jan 2025
 14 Boglis Av Wollert	4	House	\$585,000	31 Jan 2025
 24 Vereker St Wollert	4	House	\$740,000	30 Jan 2025
 8 Vicarage Dr Wollert	4	House	\$658,000	30 Jan 2025
 33 Eynesbury Vw Wollert	3	House	\$560,000	29 Jan 2025
 101 The Parade Wollert	3	House	\$665,000	28 Jan 2025
 2 Combienbar St Wollert	3	Townhouse	\$490,000	28 Jan 2025
 2 Amfissa St Wollert	4	House	\$695,000	23 Jan 2025
 9 Prosecco St Wollert	3	House	\$595,000	21 Jan 2025
 5 Davis Cirt Wollert	3	House	\$540,000	21 Jan 2025
 30 Monaco Cirt Wollert	4	House	\$817,000	21 Jan 2025
 20 Erba St Wollert	4	House	\$745,000	17 Jan 2025

# Sold Properties~

Address	Bedrooms	Type	Price	Sold
 8 Brodribb St Wollert	4	House	\$905,000	17 Jan 2025
 33 Leyburn Pde Wollert	4	House	\$730,000	15 Jan 2025
 11 Adelong Av Wollert	4	House	\$860,000	14 Jan 2025
 14 Gypsum Dr Wollert	4	House	\$810,000	10 Jan 2025
 25 Banford St Wollert	4	House	\$595,000	10 Jan 2025
 59 Paramount Rise Wollert	5	House	\$750,000	10 Jan 2025
 10 Currango St Wollert	4	House	\$680,000	10 Jan 2025
 32 Hawa Av Wollert	4	House	\$730,000	08 Jan 2025
 15 Taggiasca Dr Wollert	4	House	\$670,000	08 Jan 2025
 17 Cobungra Gr Wollert	3	House	\$615,000	03 Jan 2025
 10 Davis Cirt Wollert	4	House	\$685,000	30 Dec 2024
 12 Ava Tce Wollert	3	House	\$650,000	27 Dec 2024

# Sold Properties~

Address	Bedrooms	Type	Price	Sold
 36 Bank St Wollert	3	House	\$565,000	24 Dec 2024
 26 Brass Loop Wollert	3	House	\$600,000	23 Dec 2024
 13 Joyfields Pl Wollert	5	House	\$735,000	21 Dec 2024
 26 Spectrum Rd Wollert	4	House	\$810,000	21 Dec 2024
 5 Barool St Wollert	3	Townhouse	\$537,000	21 Dec 2024
 21 Kesenay Rd Wollert	3	House	\$605,000	19 Dec 2024
 9 Wollemi Av Wollert	5	House	\$1,220,000	19 Dec 2024
 108/50 Steen Av Wollert	1	Apartment	\$375,000	19 Dec 2024
 11 Nolita St Wollert	3	Unit	\$500,000	18 Dec 2024
 983 Edgars Rd Wollert	3	Townhouse	\$467,500	17 Dec 2024
 31 Yarrowee Cr Wollert	3	House	\$690,000	16 Dec 2024
 10 Quiney Wlk Wollert	3	House	\$560,000	16 Dec 2024

# Jellis Craig

Greensborough Office  
Shop 3, Ground Floor, 68 Main Street, Greensborough  
03 9432 1444

[jelliscraig.com.au](http://jelliscraig.com.au)

Data is current as of PDF generation date 01/02/2025

\* Updated Quarterly for the past 12 months

^ Updated daily for the past quarter

~ Updated daily: 33 recent results.

This publication contains data, analytics, statistics and other information supplied by PROPERTYDATAONLINE PTY LTD (PropertyData). The data provided in this publication is of a general nature and should not be construed as specific advice or relied upon in lieu of appropriate professional advice.

PropertyData relies upon data supplied by third parties and while the data is checked and reviewed, PropertyData does not warrant the accuracy or completeness of the information to the full extent permitted by the law and excludes all loss or damage howsoever arising (including through negligence) in connection with the data supplied by PropertyData. The State of Victoria owns the copyright in the Property Sales Data and reproduction of that data in any way without the consent of the State of Victoria will constitute a breach of the Copyright Act 1968 (cth). The State of Victoria does not warrant the accuracy or completeness of the Property Sales Data and any person using or relying upon such information does so on the basis that the State of Victoria accepts no responsibility or liability whatsoever for any errors, faults, defects or omissions in the information supplied.