

Suburb Report

Know your neighbourhood.



Property Prices

Median House Price*

Median

\$694k

Quarterly Price Change

-0.85% ↓

Median Unit Price*

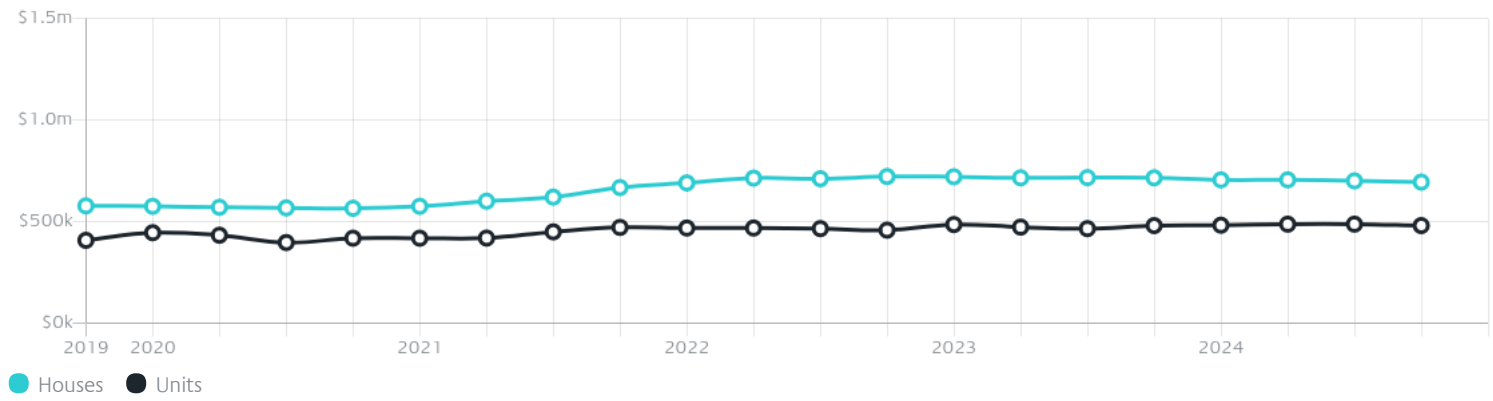
Median

\$480k

Quarterly Price Change

-1.43% ↓

Quarterly Price Change*



Surrounding Suburbs

Median House Sale Price*



Median Unit Sale Price*



Sales Snapshot

Sale Method^{*}



● Auction 54%
● Private 46%

Auction Clearance Rate^{*}

60.22%

Median Days on Market[^]

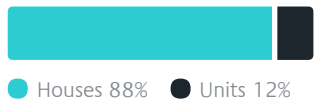
42 days

Average Hold Period^{*}

3.2 years

Insights

Dwelling Type[^]



● Houses 88% ● Units 12%

Ownership[^]



● Owned Outright 12% ● Mortgaged 67% ● Rented 21%

Population[^]

24,407

Median Asking Rent per week^{*}

\$590

Population Growth[^]

169.39%

Rental Yield^{*}

4.38%

Median Age[^]













30 years

Median Household Size[^]













3.3 people

Sold Properties~













Discover a snapshot of the most recent results for this suburb, to view the full 12 months of sales history, please go to jellisraig.com.au/suburbinsights

Address	Bedrooms	Type	Price	Sold
 8 Brodribb St Wollert	4	House	\$905,000	17 Jan 2025
 33 Leyburn Pde Wollert	4	House	\$730,000	15 Jan 2025
 11 Adelong Av Wollert	4	House	\$860,000	14 Jan 2025
 14 Gypsum Dr Wollert	4	House	\$810,000	10 Jan 2025
 25 Banford St Wollert	4	House	\$595,000	10 Jan 2025
 10 Currango St Wollert	4	House	\$680,000	10 Jan 2025
 59 Paramount Rise Wollert	5	House	\$750,000	10 Jan 2025
 32 Hawa Av Wollert	4	House	\$730,000	08 Jan 2025
 15 Taggiasca Dr Wollert	4	House	\$670,000	08 Jan 2025
 10 Davis Cirt Wollert	4	House	\$685,000	30 Dec 2024
 12 Ava Tce Wollert	3	House	\$650,000	27 Dec 2024
 36 Bank St Wollert	3	House	\$565,000	24 Dec 2024

Sold Properties~

Address	Bedrooms	Type	Price	Sold
 13 Joyfields Pl Wollert	5	House	\$735,000	21 Dec 2024
 26 Spectrum Rd Wollert	4	House	\$810,000	21 Dec 2024
 5 Barool St Wollert	3	Townhouse	\$537,000	21 Dec 2024
 21 Kesenay Rd Wollert	3	House	\$605,000	19 Dec 2024
 11 Nolita St Wollert	3	Unit	\$500,000	18 Dec 2024
 983 Edgars Rd Wollert	3	Townhouse	\$467,500	17 Dec 2024
 43 Myrtleford St Wollert	4	House	\$622,000	15 Dec 2024
 34 Aberfeldy Gr Wollert	3	Townhouse	\$550,000	14 Dec 2024
 9 Wollemi Av Wollert	5	House	\$1,220,000	14 Dec 2024
 20 Tooten Rd Wollert	4	House	\$640,000	14 Dec 2024
 21 Bancroft St Wollert	4	House	\$725,000	14 Dec 2024
 16 Glenwood Av Wollert	4	House	\$905,000	14 Dec 2024

Sold Properties~

Address	Bedrooms	Type	Price	Sold
 12 Cricklade St Wollert	4	House	\$715,000	14 Dec 2024
 43 Goodia St Wollert	3	House	\$652,000	14 Dec 2024
 8 Beldi St Wollert	4	House	\$620,000	13 Dec 2024
 17 Soho Cr Wollert	3	Townhouse	\$535,000	13 Dec 2024
 6 Limehouse Av Wollert	3	House	\$600,000	13 Dec 2024
 31 Osmond Cr Wollert	5	House	\$1,117,500	12 Dec 2024
 4 Bangalay Rise Wollert	2	House	\$250,000	10 Dec 2024
 23 Daydream Pl Wollert	3	Townhouse	\$465,000	09 Dec 2024
 13 Peckham Av Wollert	4	House	\$720,000	09 Dec 2024
 10 Rotie St Wollert	4	House	\$700,000	07 Dec 2024
 13 Landover Rd Wollert	4	House	\$902,500	07 Dec 2024
 19 Mumm St Wollert	4	House	\$725,000	07 Dec 2024



Greensborough Office
Shop 3, Ground Floor, 68 Main Street, Greensborough
03 9432 1444

jelliscraig.com.au

Data is current as of PDF generation date 20/01/2025

* Updated Quarterly for the past 12 months

^ Updated daily for the past quarter

~ Updated daily: 33 recent results.

This publication contains data, analytics, statistics and other information supplied by PROPERTYDATAONLINE PTY LTD (PropertyData). The data provided in this publication is of a general nature and should not be construed as specific advice or relied upon in lieu of appropriate professional advice.

PropertyData relies upon data supplied by third parties and while the data is checked and reviewed, PropertyData does not warrant the accuracy or completeness of the information to the full extent permitted by the law and excludes all loss or damage howsoever arising (including through negligence) in connection with the data supplied by PropertyData. The State of Victoria owns the copyright in the Property Sales Data and reproduction of that data in any way without the consent of the State of Victoria will constitute a breach of the Copyright Act 1968 (cth). The State of Victoria does not warrant the accuracy or completeness of the Property Sales Data and any person using or relying upon such information does so on the basis that the State of Victoria accepts no responsibility or liability whatsoever for any errors, faults, defects or omissions in the information supplied.