

Suburb **INSIGHTS**

3115
WONGA PARK



Data that shapes your suburb.

**Jellis
Craig**

Property Prices

Median House Price*

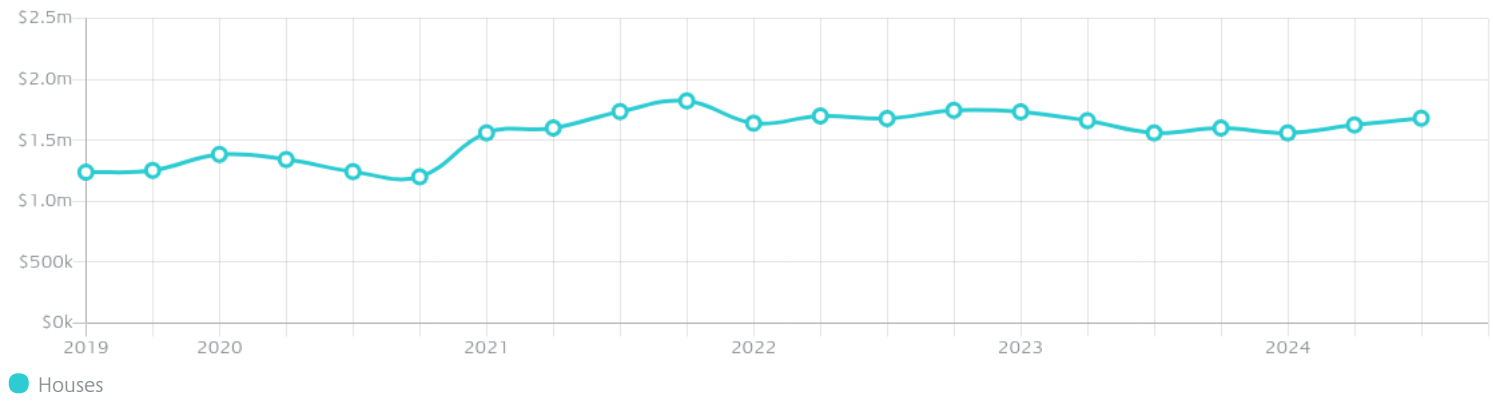
Median

\$1.68m

Quarterly Price Change

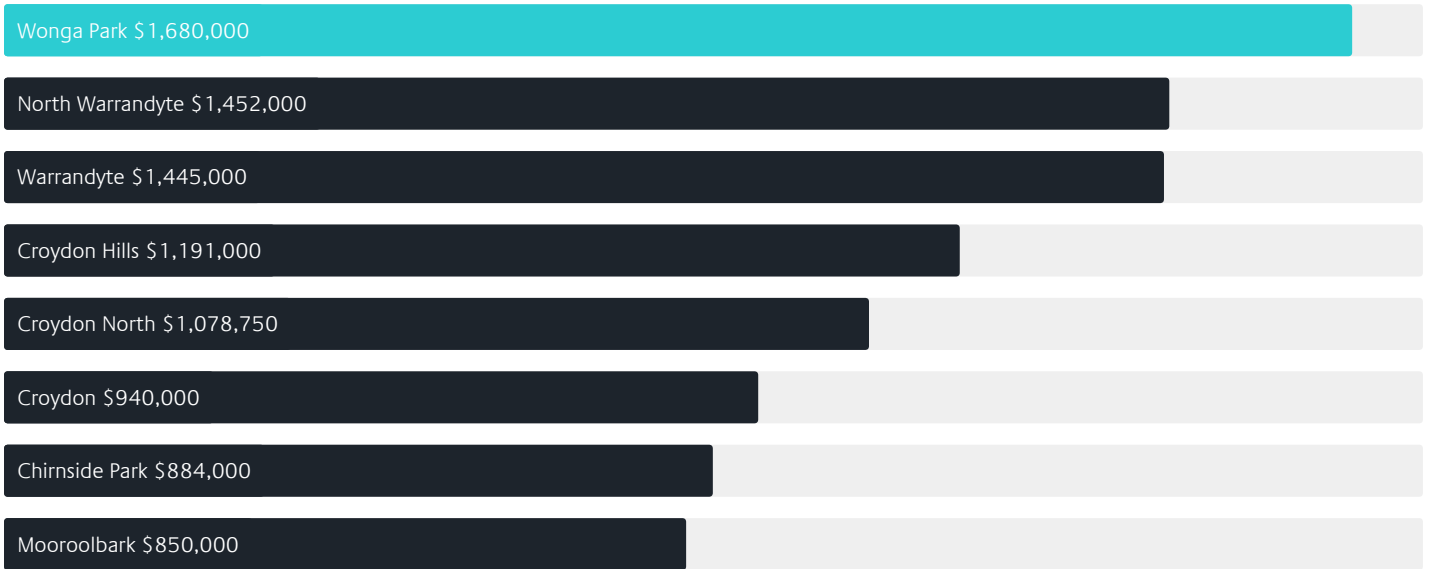
3.38% ↑

Quarterly Price Change*



Surrounding Suburbs

Median House Sale Price*



Median Unit Sale Price*



Sales Snapshot

Sale Method^{*}



● Auction 23%
● Private 77%

Auction Clearance Rate^{*}

33.33%

Median Days on Market[^]

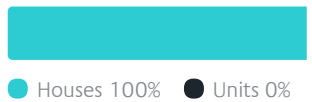
42 days

Average Hold Period^{*}

11.2 years

Insights

Dwelling Type[^]



● Houses 100% ● Units 0%

Ownership[^]



● Owned Outright 46% ● Mortgaged 51% ● Rented 3%

Population[^]

3,843

Median Asking Rent per week^{*}

\$723

Population Growth[^]

1.24%

Rental Yield^{*}

2.38%

Median Age[^]













45 years

Median Household Size[^]













3 people

Sold Properties~













Discover a snapshot of the most recent results for this suburb, to view the full 12 months of sales history, please go to jellisraig.com.au/suburbinsights

Address	Bedrooms	Type	Price	Sold
 8 Rowland Ct Wonga Park	5	House	\$1,555,000	19 Nov 2024
 8 Glen Innes Cl Wonga Park	4	House	\$980,000	13 Nov 2024
 1/6 Joroma Pl Wonga Park	3	House	\$770,000	12 Nov 2024
 10 Pezzimenti Pl Wonga Park	4	House	\$1,290,000	26 Oct 2024
 1 Phillip Dr WONGA PARK	5	House	\$1,430,000	26 Oct 2024
 37 Brushy Park Rd Wonga Park	3	House	\$989,000	19 Oct 2024
 41 Jumping Creek Rd Wonga Park	5	House	\$1,850,000	11 Oct 2024
 55 Brushy Park Rd Wonga Park	4	House	\$1,120,000	03 Oct 2024
 2 Ibis Ct Wonga Park	4	House	\$1,777,000	16 Sep 2024
 10 Charles Smith Dr Wonga Park	4	House	\$1,130,000	10 Sep 2024
 30 Glenpark Dr Wonga Park	4	House	\$1,400,000	30 Aug 2024
 12 Brushy Park Rd Wonga Park	3	House	\$875,000	30 Aug 2024

Sold Properties~

Address	Bedrooms	Type	Price	Sold
 8 Yarra Brae Ct Wonga Park	4	House	\$3,950,000	21 Aug 2024
 6 Teena Ct WONGA PARK	4	House	\$1,182,000	10 Aug 2024
 1 Yarra Brae Ct Wonga Park	3	House	\$2,182,000	27 Jul 2024
 426 Yarra Rd Wonga Park	3	House	\$1,075,000	25 Jul 2024
 11 Brushy Park Rd Wonga Park	4	House	\$1,152,000	24 Jul 2024
 22 Kenilworth Av Wonga Park	4	House	\$2,105,000	22 Jul 2024
 13 Lower Homestead Rd Wonga Park	5	House	\$2,405,000	19 Jul 2024
 34 Homestead Rd Wonga Park	5	House	\$3,150,000	19 Jul 2024
 155 Brysons Rd Wonga Park	5	House	\$3,100,000	17 Jul 2024
 4 Valley Rd Wonga Park	6	Land	\$2,720,000	28 Jun 2024
 68 Brushy Park Rd Wonga Park	7	Separate House and Curtilage	\$2,300,000	19 Jun 2024
 15 Glenpark Dr Wonga Park	4	House	\$1,224,000	18 Jun 2024

Sold Properties~

Address	Bedrooms	Type	Price	Sold
 24 Charles Smith Dr Wonga Park	4	House	\$1,120,000	07 Jun 2024
 10 Davis Rd Wonga Park	5	House	\$2,600,000	05 Jun 2024
 57 Jumping Creek Rd Wonga Park	3	House	\$1,640,000	04 Jun 2024
 6 Arunga Dr Wonga Park	4	House	\$2,600,000	09 May 2024
 7 Ward Ct Wonga Park	4	House	\$2,000,000	09 May 2024
 9 Arunga Dr Wonga Park	4	House	\$1,750,000	29 Apr 2024
 4 Rindlebrook Pl WONGA PARK	3	House	\$980,000	17 Apr 2024
 17 Brushy Park Rd Wonga Park	3	House	\$840,000	05 Apr 2024
 6 Pezzimenti Pl Wonga Park	4	House	\$1,227,000	04 Apr 2024
 404 Yarra Rd Wonga Park	5	House	\$2,623,000	26 Mar 2024
 8 Pear Ct Wonga Park	4	House	\$1,445,000	07 Mar 2024
 16 Packham Pl Wonga Park	5	House	\$1,570,000	06 Mar 2024



Doncaster Office
Level 1 / 1006 Doncaster Road, Doncaster
03 8841 4888

jelliscraig.com.au

Data is current as of PDF generation date 01/12/2024

* Updated Quarterly for the past 12 months

^ Updated daily for the past quarter

~ Updated daily: 33 recent results.

This publication contains data, analytics, statistics and other information supplied by PROPERTYDATAONLINE PTY LTD (PropertyData). The data provided in this publication is of a general nature and should not be construed as specific advice or relied upon in lieu of appropriate professional advice.

PropertyData relies upon data supplied by third parties and while the data is checked and reviewed, PropertyData does not warrant the accuracy or completeness of the information to the full extent permitted by the law and excludes all loss or damage howsoever arising (including through negligence) in connection with the data supplied by PropertyData. The State of Victoria owns the copyright in the Property Sales Data and reproduction of that data in any way without the consent of the State of Victoria will constitute a breach of the Copyright Act 1968 (cth). The State of Victoria does not warrant the accuracy or completeness of the Property Sales Data and any person using or relying upon such information does so on the basis that the State of Victoria accepts no responsibility or liability whatsoever for any errors, faults, defects or omissions in the information supplied.