

Suburb Report

Know your neighbourhood.



Property Prices

Median House Price*

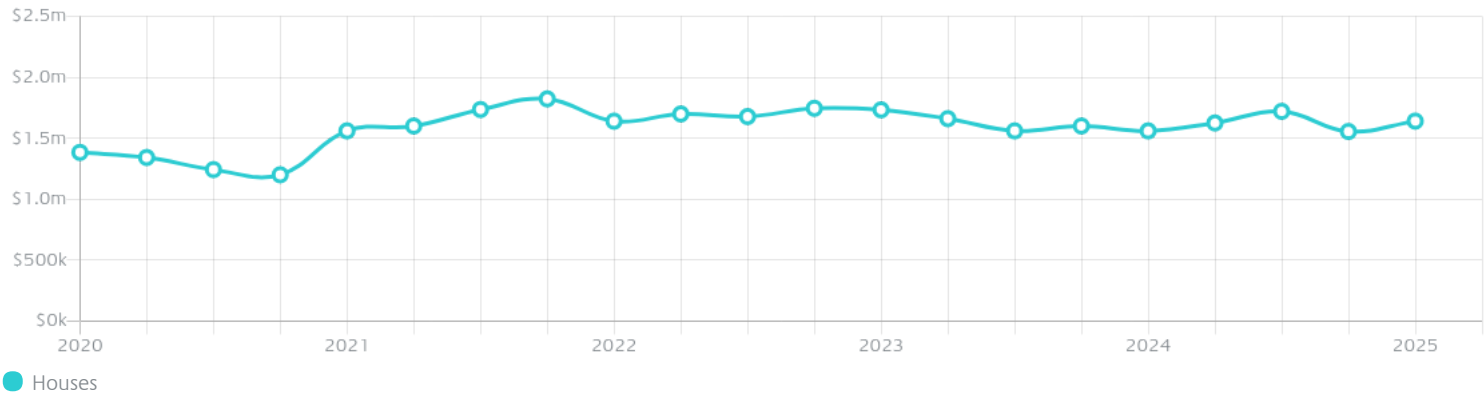
Median

\$1.64m

Quarterly Price Change

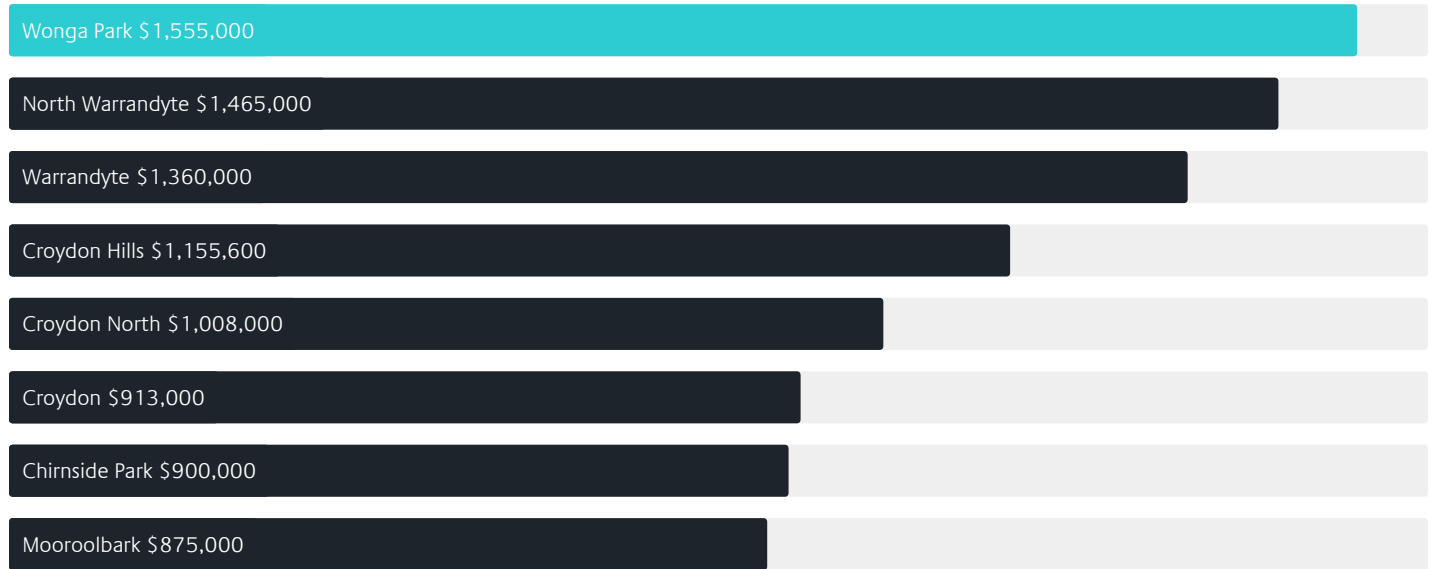
5.46% ↑

Quarterly Price Change*



Surrounding Suburbs

Median House Sale Price*



Median Unit Sale Price*



Sales Snapshot

Sale Method^{*}

● Auction 11%
● Private 89%

Auction Clearance Rate^{*}

50%

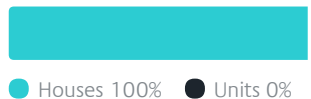
Median Days on Market[^]

68 days

Average Hold Period^{*}

11.2 years

Insights

Dwelling Type[^]

● Houses 100% ● Units 0%

Ownership[^]

● Owned Outright 46% ● Mortgaged 51% ● Rented 3%

Population[^]

3,843

Median Asking Rent per week^{*}

\$750

Population Growth[^]

1.24%

Rental Yield^{*}

2.38%

Median Age[^]













45 years

Median Household Size[^]













3 people

Sold Properties~













Discover a snapshot of the most recent results for this suburb, to view the full 12 months of sales history, please go to jellisraig.com.au/suburbinsights

Address	Bedrooms	Type	Price	Sold
 4 Packham Pl Wonga Park	4	House	\$1,225,000	17 Apr 2025
 16 Hooper Rd Wonga Park	4	House	\$2,150,000	11 Apr 2025
 35 Glenpark Dr Wonga Park	4	House	\$958,000	08 Apr 2025
 36 Kenilworth Av Wonga Park	2	House	\$1,202,000	05 Apr 2025
 47a Brushy Park Rd Wonga Park	3	House	\$855,000	25 Feb 2025
 306 Yarra Rd Wonga Park	5	House	\$1,715,000	22 Feb 2025
 135-137 Brysons Rd Wonga Park	4	House	\$2,650,000	18 Feb 2025
 10 Blackwood Dr Wonga Park	3	House	\$1,440,000	12 Feb 2025
 11 Roymar Ct Wonga Park	5	House	\$1,075,000	10 Feb 2025
 4 Clifford Dr Wonga Park	4	House	\$1,900,000	20 Jan 2025
 4 Homestead Rd Wonga Park	7	House	\$2,360,000	17 Jan 2025
 15 Paynters Rd Wonga Park	5	House	\$2,500,000	09 Dec 2024

Sold Properties~

Address	Bedrooms	Type	Price	Sold
 15 Blackwood Dr Wonga Park	4	House	\$1,650,000	25 Nov 2024
 34 Jumping Creek Rd Wonga Park	4	House	\$1,245,000	21 Nov 2024
 8 Rowland Ct Wonga Park	5	House	\$1,555,000	19 Nov 2024
 8 Glen Innes Cl Wonga Park	4	House	\$980,000	13 Nov 2024
 1 / 6 Joroma Pl Wonga Park	3	House	\$770,000	12 Nov 2024
 10 Pezzimenti Pl Wonga Park	4	House	\$1,290,000	26 Oct 2024
 1 Phillip Dr WONGA PARK	5	House	\$1,430,000	26 Oct 2024
 37 Brushy Park Rd Wonga Park	3	House	\$989,000	19 Oct 2024
 41 Jumping Creek Rd Wonga Park	5	House	\$1,850,000	11 Oct 2024
 55 Brushy Park Rd Wonga Park	4	House	\$1,120,000	03 Oct 2024
 32 Hartley Rd Wonga Park	4	House	\$1,810,000	26 Sep 2024
 77 Homestead Rd Wonga Park	5	House	\$2,350,000	19 Sep 2024

Sold Properties~

Address	Bedrooms	Type	Price	Sold
 2 Ibis Ct Wonga Park	4	House	\$1,777,000	16 Sep 2024
 10 Charles Smith Dr Wonga Park	4	House	\$1,130,000	10 Sep 2024
 30 Glenpark Dr Wonga Park	4	House	\$1,400,000	30 Aug 2024
 12 Brushy Park Rd Wonga Park	3	House	\$875,000	30 Aug 2024
 10 Dudley Rd Wonga Park	3	House	\$1,200,000	29 Aug 2024
 8 Yarra Brae Cl Wonga Park	4	House	\$3,950,000	21 Aug 2024
 7 Dudley Rd Wonga Park	3	House	\$1,471,000	20 Aug 2024
 6 Teena Ct WONGA PARK	4	House	\$1,182,000	10 Aug 2024
 1 Yarra Brae Cl Wonga Park	3	House	\$2,182,000	27 Jul 2024
 426 Yarra Rd Wonga Park	3	House	\$1,075,000	25 Jul 2024
 11 Brushy Park Rd Wonga Park	4	House	\$1,152,000	24 Jul 2024
 22 Kenilworth Av Wonga Park	4	House	\$2,105,000	22 Jul 2024



Doncaster Office
Level 1 / 1006 Doncaster Road, Doncaster
03 8841 4888

jelliscraig.com.au

Data is current as of PDF generation date 01/05/2025

* Updated Quarterly for the past 12 months

^ Updated daily for the past quarter

~ Updated daily: 33 recent results.

This publication contains data, analytics, statistics and other information supplied by PROPERTYDATAONLINE PTY LTD (PropertyData). The data provided in this publication is of a general nature and should not be construed as specific advice or relied upon in lieu of appropriate professional advice.

PropertyData relies upon data supplied by third parties and while the data is checked and reviewed, PropertyData does not warrant the accuracy or completeness of the information to the full extent permitted by the law and excludes all loss or damage howsoever arising (including through negligence) in connection with the data supplied by PropertyData. The State of Victoria owns the copyright in the Property Sales Data and reproduction of that data in any way without the consent of the State of Victoria will constitute a breach of the Copyright Act 1968 (cth). The State of Victoria does not warrant the accuracy or completeness of the Property Sales Data and any person using or relying upon such information does so on the basis that the State of Victoria accepts no responsibility or liability whatsoever for any errors, faults, defects or omissions in the information supplied.