

## *Suburb Report*

Know your neighbourhood.



# Property Prices

## Median House Price\*

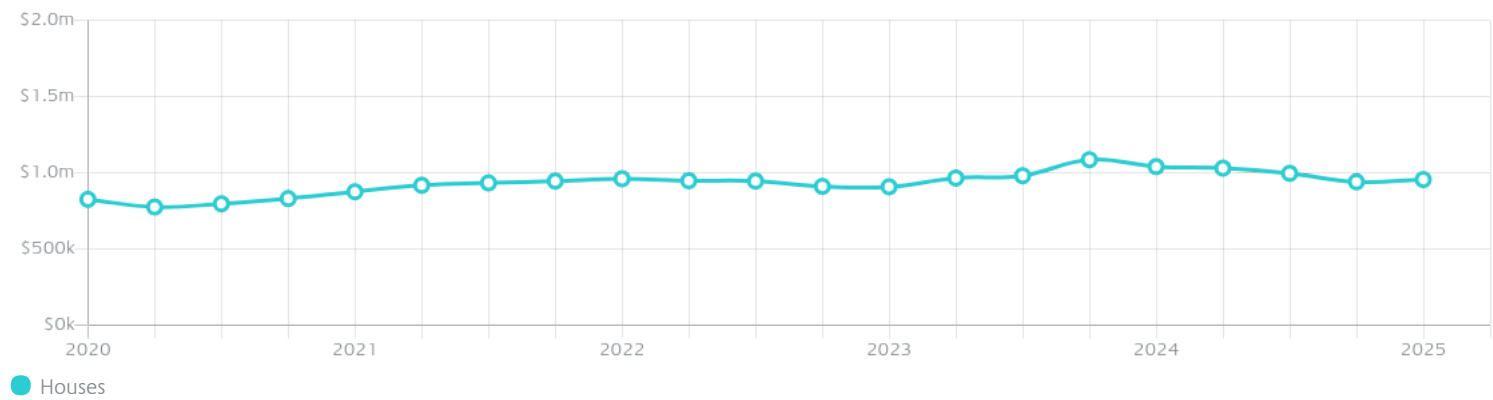
Median

**\$955k**

Quarterly Price Change

**1.59% ↑**

## Quarterly Price Change\*



# Surrounding Suburbs

---

## Median House Sale Price\*



## Median Unit Sale Price\*



# Sales Snapshot

Sale Method<sup>\*</sup>



● Auction 3%  
● Private 98%

Median Days on Market<sup>^</sup>

88 days

Average Hold Period<sup>\*</sup>

6.2 years

## Insights

Dwelling Type<sup>^</sup>



● Houses 91% ● Units 9%

Ownership<sup>^</sup>



● Owned Outright 44% ● Mortgaged 44% ● Rented 12%

Population<sup>^</sup>

6,732

Median Asking Rent per week<sup>\*</sup>

\$630

Population Growth<sup>^</sup>

15.95%

Rental Yield<sup>\*</sup>

3.31%

Median Age<sup>^</sup>













45 years

Median Household Size<sup>^</sup>













2.6 people

# Sold Properties~













Discover a snapshot of the most recent results for this suburb, to view the full 12 months of sales history, please go to [jellisraig.com.au/suburbinsights](https://jellisraig.com.au/suburbinsights)

Address	Bedrooms	Type	Price	Sold
 16 Beaumont Pl Woodend	4	House	\$1,020,000	26 Jun 2025
 34 Davy St Woodend	4	House	\$1,700,000	10 Jun 2025
 8 Halpern Rd WOODEND	4	House	\$1,250,000	30 May 2025
 161 Marsh Ct Woodend	4	House	\$1,295,000	30 May 2025
 327 Harpers Rd Woodend	3	House	\$1,135,000	27 May 2025
 4 Nutfield Cl Woodend	5	House	\$1,350,000	21 May 2025
 33 Anslow St Woodend	2	House	\$820,000	21 May 2025
 21 South Rd Woodend	4	House	\$780,000	20 May 2025
 147 High St Woodend	3	House	\$775,000	19 May 2025
 8 Manifold Rd Woodend	4	House	\$825,000	16 May 2025
 34 Stuart Dr Woodend	3	House	\$720,000	15 May 2025
 2/47 High St Woodend	3	House	\$800,000	13 May 2025

# Sold Properties~

Address	Bedrooms	Type	Price	Sold
 31 Kinsellas La Woodend	5	House	\$1,575,000	12 May 2025
 4 Russell Av Woodend	3	House	\$590,000	08 May 2025
 22 Tweddle La Woodend	5	House	\$2,460,000	06 May 2025
 10 Sproule Pl Woodend	4	House	\$1,020,000	30 Apr 2025
 2 Kathryn Cr Woodend	3	House	\$835,000	29 Apr 2025
 68 Honeysuckle La Woodend	4	House	\$1,150,000	28 Apr 2025
 28 Jeffreys St Woodend	3	House	\$865,000	24 Apr 2025
 3/1 Brooke St Woodend	2	Unit	\$620,000	17 Apr 2025
 7 Old Lancefield Rd Woodend	3	House	\$975,000	15 Apr 2025
 121 Walkers Rd Woodend	4	House	\$2,185,000	11 Apr 2025
 16 Russell Av Woodend	5	House	\$620,000	10 Apr 2025
 6 Mountain View Av Woodend	2	House	\$795,000	09 Apr 2025

# Sold Properties~

Address	Bedrooms	Type	Price	Sold
 1/51 Anslow St Woodend	3	Flat/Unit/Apartment	\$730,000	09 Apr 2025
 35 Stuart Dr Woodend	3	House	\$780,000	09 Apr 2025
 21a Brooke St Woodend	3	House	\$1,200,000	08 Apr 2025
 131 Quarry Rd Woodend	3	House	\$1,050,000	04 Apr 2025
 7 Lilley Ct Woodend	4	House	\$1,770,000	04 Apr 2025
 17 Brewster St Woodend	2	House	\$1,130,000	02 Apr 2025
 7 Roxanne Ct Woodend	4	House	\$920,000	02 Apr 2025
 14 Forest St Woodend	4	House	\$1,000,000	29 Mar 2025
 125 Quarry Rd Woodend	3	House	\$735,000	29 Mar 2025
 2 Templeton St Woodend	3	House	\$2,090,000	28 Mar 2025
 22 Stuart Dr Woodend	4	House	\$825,000	25 Mar 2025
 8 Russell Av Woodend	3	House	\$691,000	24 Mar 2025



Woodend Office  
91 High Street, Woodend  
03 5427 2800

[jelliscraig.com.au](http://jelliscraig.com.au)

Data is current as of PDF generation date 01/07/2025

\* Updated Quarterly for the past 12 months

^ Updated daily for the past quarter

~ Updated daily: 33 recent results.

This publication contains data, analytics, statistics and other information supplied by PROPERTYDATAONLINE PTY LTD (PropertyData). The data provided in this publication is of a general nature and should not be construed as specific advice or relied upon in lieu of appropriate professional advice.

PropertyData relies upon data supplied by third parties and while the data is checked and reviewed, PropertyData does not warrant the accuracy or completeness of the information to the full extent permitted by the law and excludes all loss or damage howsoever arising (including through negligence) in connection with the data supplied by PropertyData. The State of Victoria owns the copyright in the Property Sales Data and reproduction of that data in any way without the consent of the State of Victoria will constitute a breach of the Copyright Act 1968 (cth). The State of Victoria does not warrant the accuracy or completeness of the Property Sales Data and any person using or relying upon such information does so on the basis that the State of Victoria accepts no responsibility or liability whatsoever for any errors, faults, defects or omissions in the information supplied.