

## *Suburb Report*

Know your neighbourhood.



# Property Prices

## Median House Price\*

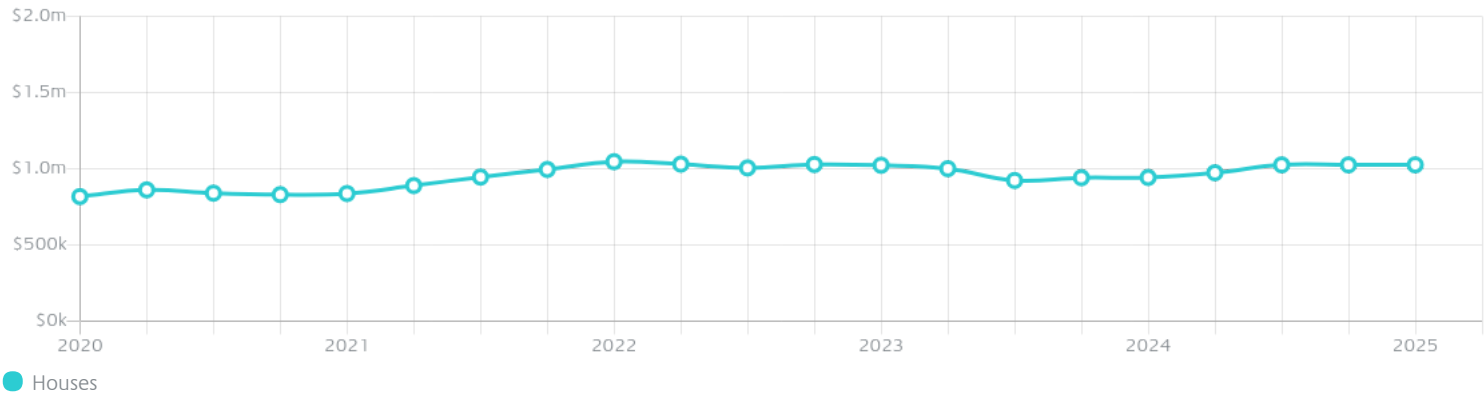
Median

\$1.03m

Quarterly Price Change

0.00% ↓

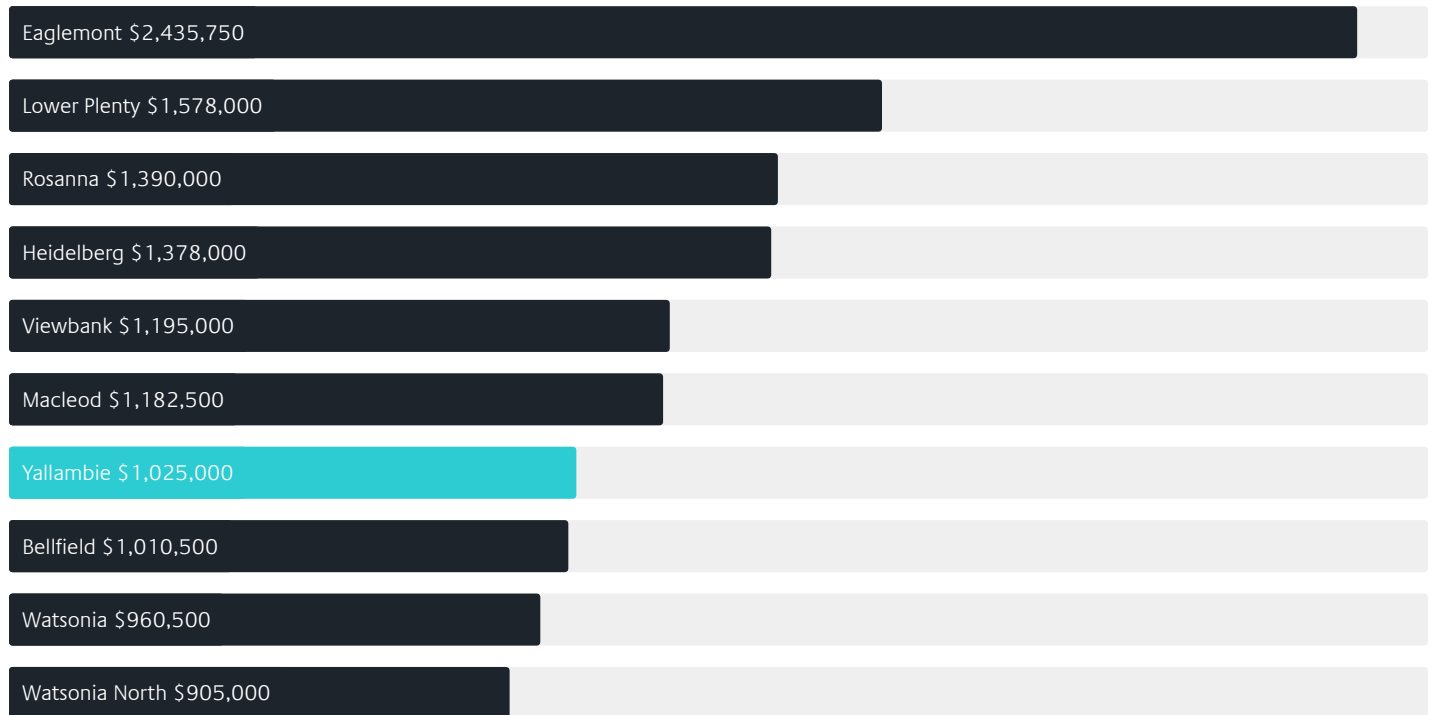
## Quarterly Price Change\*



# Surrounding Suburbs

---

## Median House Sale Price\*



## Median Unit Sale Price\*



# Sales Snapshot

## Sale Method\*



● Auction 73%  
● Private 27%

## Auction Clearance Rate\*

100%

## Median Days on Market^

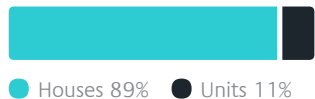
24 days

## Average Hold Period\*

8.2 years

# Insights

## Dwelling Type^



● Houses 89% ● Units 11%

## Ownership^



● Owned Outright 40% ● Mortgaged 46% ● Rented 15%

## Population^

4,161

## Median Asking Rent per week\*

\$620

## Population Growth^

1.07%

## Rental Yield\*

3.26%

## Median Age^











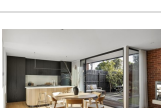

35 years

## Median Household Size^













2.8 people

# Sold Properties~

Discover a snapshot of the most recent results for this suburb, to view the full 12 months of sales history, please go to [jellisraig.com.au/suburbinsights](https://jellisraig.com.au/suburbinsights)













Address	Bedrooms	Type	Price	Sold
 37 Coleen St Yallambie	3	House	\$800,000	26 Jun 2025
 4 Janet Ct Yallambie	3	House	\$1,080,000	20 Jun 2025
 54 Tarcoola Dr Yallambie	3	House	\$850,000	18 Jun 2025
 340 Yallambie Rd Yallambie	3	House	\$865,000	14 Jun 2025
 2 Yilleen Cl Yallambie	3	House	\$1,000,000	14 Jun 2025
 12 Elonera Av Yallambie	3	House	\$1,012,000	12 Jun 2025
 14 Kardinia Dr Yallambie	4	House	\$1,326,000	31 May 2025
 8 Koora Ct Yallambie	4	House	\$1,181,357	29 May 2025
 33 Coleen St Yallambie	3	House	\$800,000	24 May 2025
 19 Wirrabara Ct Yallambie	3	House	\$712,500	24 May 2025
 2 Amaroo Way Yallambie	4	House	\$1,280,000	09 May 2025
 31 Tarcoola Dr Yallambie	3	House	\$935,000	12 Apr 2025

# Sold Properties~

Address	Bedrooms	Type	Price	Sold
 3 Musgrave Wlk YALLAMBIE	4	House	\$1,155,000	12 Apr 2025
 18 Bimbadeen Cr Yallambie	4	House	\$980,000	05 Apr 2025
 5 Mavis Ct Yallambie	3	House	\$845,000	16 Mar 2025
 22 Lapstone Cr Yallambie	4	House	\$1,150,000	21 Feb 2025
 11 Binowee Av Yallambie	5	House	\$1,085,000	03 Dec 2024
 24 Longacres Rd Yallambie	3	House	\$892,000	23 Nov 2024
 4 Wendover Pl Yallambie	5	House	\$1,145,000	12 Nov 2024
 323 Yallambie Rd Yallambie	4	House	\$1,362,000	06 Nov 2024
 6 Corandirk Pl Yallambie	3	House	\$920,000	26 Oct 2024
 1/37 Drysdale St Yallambie	3	Townhouse	\$890,000	26 Oct 2024
 5 Corandirk Pl Yallambie	4	House	\$1,492,000	21 Oct 2024
 7 Woona Ct Yallambie	4	House	\$1,210,000	21 Oct 2024



# Sold Properties~

Address	Bedrooms	Type	Price	Sold
 3 Bundy Ct Yallambie	3	House	\$887,500	05 Oct 2024
 2 Tara Ct Yallambie	4	House	\$1,210,000	05 Oct 2024
 26 The Grange YALLAMBIE	3	House	\$839,000	27 Sep 2024
 21 Marigolds Rd Yallambie	5	House	\$1,520,000	20 Sep 2024
 6 Longacres Rd Yallambie	3	House	\$999,000	16 Sep 2024
 19 Corbie Way Yallambie	4	House	\$1,180,000	07 Sep 2024
 31 Ovata Cl Yallambie	3	House	\$1,215,000	07 Sep 2024
 5 Jindalee Av Yallambie	4	House	\$1,040,000	31 Aug 2024
 6 Tara Ct Yallambie	3	House	\$1,050,000	29 Aug 2024
 20 Wirrabara Ct Yallambie	3	House	\$850,000	27 Aug 2024
 289 Yallambie Rd Yallambie	3	House	\$865,000	24 Aug 2024
 17 Lightwood Wlk Yallambie	4	House	\$1,265,000	24 Aug 2024



Rosanna Office  
114 Lower Plenty Road, Rosanna  
03 9459 8111

[jelliscraig.com.au](http://jelliscraig.com.au)

Data is current as of PDF generation date 01/07/2025

\* Updated Quarterly for the past 12 months

^ Updated daily for the past quarter

~ Updated daily: 33 recent results.

This publication contains data, analytics, statistics and other information supplied by PROPERTYDATAONLINE PTY LTD (PropertyData). The data provided in this publication is of a general nature and should not be construed as specific advice or relied upon in lieu of appropriate professional advice.

PropertyData relies upon data supplied by third parties and while the data is checked and reviewed, PropertyData does not warrant the accuracy or completeness of the information to the full extent permitted by the law and excludes all loss or damage howsoever arising (including through negligence) in connection with the data supplied by PropertyData. The State of Victoria owns the copyright in the Property Sales Data and reproduction of that data in any way without the consent of the State of Victoria will constitute a breach of the Copyright Act 1968 (cth). The State of Victoria does not warrant the accuracy or completeness of the Property Sales Data and any person using or relying upon such information does so on the basis that the State of Victoria accepts no responsibility or liability whatsoever for any errors, faults, defects or omissions in the information supplied.