

Suburb Report

Know your neighbourhood.



Property Prices

Median House Price*

Median

\$1.17m

Quarterly Price Change

1.25% ↑

Median Unit Price*

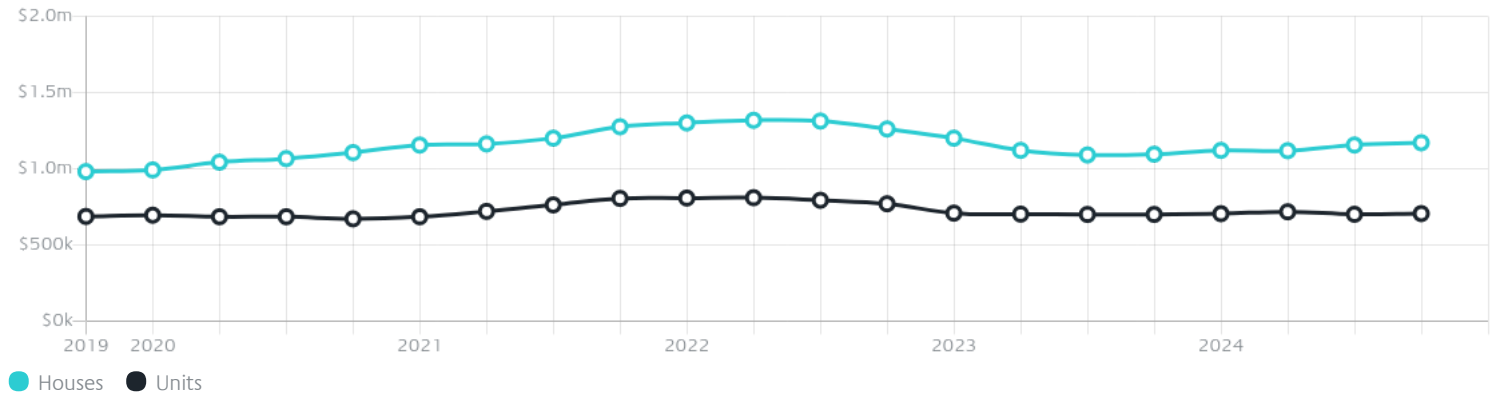
Median

\$706k

Quarterly Price Change

0.64% ↑

Quarterly Price Change*




Surrounding Suburbs

Median House Sale Price*



Median Unit Sale Price*



Sales Snapshot

Sale Method^{*}



● Auction 73%
● Private 27%

Auction Clearance Rate^{*}

64.58%

Median Days on Market[^]

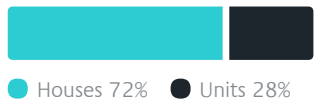
30 days

Average Hold Period^{*}

7.6 years

Insights

Dwelling Type[^]



● Houses 72% ● Units 28%

Ownership[^]



● Owned Outright 29% ● Mortgaged 42% ● Rented 30%

Population[^]

15,636

Median Asking Rent per week^{*}

\$670

Median Age[^]

37 years

Rental Yield^{*}













2.93%

Median Household Size[^]













2.5 people

Sold Properties~













Discover a snapshot of the most recent results for this suburb, to view the full 12 months of sales history, please go to jellisicraig.com.au/suburbinsights

Address	Bedrooms	Type	Price	Sold
 78A Stephen St Yarraville	3	Townhouse	\$965,000	21 Jan 2025
 103/83 Gamon St Yarraville	2	Apartment	\$699,000	14 Jan 2025
 279 Hyde St Yarraville	4	House	\$805,000	13 Jan 2025
 94 Gamon St Yarraville	4	House	\$1,765,000	06 Jan 2025
 23b Bena St Yarraville	2	Townhouse	\$815,000	05 Jan 2025
 6 Ducker St Yarraville	4	House	\$1,650,000	24 Dec 2024
 25 Sussex St Yarraville	2	House	\$920,000	23 Dec 2024
 17a Newcastle St Yarraville	3	House	\$886,500	21 Dec 2024
 44 Ovens St Yarraville	2	House	\$835,000	19 Dec 2024
 34 Norfolk St Yarraville	4	House	\$1,580,000	19 Dec 2024
 49 Angliss St Yarraville	4	House	\$1,700,000	18 Dec 2024
 29 Tongue St Yarraville	5	House	\$2,620,000	14 Dec 2024

Sold Properties~

Address	Bedrooms	Type	Price	Sold
 124 Severn St Yarraville	4	House	\$1,800,000	14 Dec 2024
 200 Roberts St Yarraville	3	House	\$860,000	13 Dec 2024
 140 Hyde St YARRAVILLE	2	House	\$1,020,000	12 Dec 2024
 28 Eirene St Yarraville	4	House	\$1,500,000	12 Dec 2024
 1 / 136 Stephen St YARRAVILLE	2	House	\$991,000	09 Dec 2024
 38 Wilkins St Yarraville	3	House	\$1,020,000	07 Dec 2024
 93 Ballarat St Yarraville	4	House	\$1,615,000	07 Dec 2024
 8b Lennox St Yarraville	3	House	\$1,380,000	07 Dec 2024
 4/42 Simpson St Yarraville	2	Townhouse	\$991,000	06 Dec 2024
 2/107 Somerville Rd Yarraville	2	Apartment	\$499,000	05 Dec 2024
 76B Stephen St Yarraville	2	Townhouse	\$850,000	05 Dec 2024
 22/37 Stephen St Yarraville	3	House	\$1,150,000	04 Dec 2024

Sold Properties~

Address	Bedrooms	Type	Price	Sold
 37 Ovens St Yarraville	2	House	\$842,000	03 Dec 2024
 7/88 Stephen St Yarraville	2	Apartment	\$770,000	03 Dec 2024
 90 Severn St Yarraville	3	House	\$1,240,000	30 Nov 2024
 16 Loch St Yarraville	5	House	\$2,250,000	30 Nov 2024
 7 Canterbury St Yarraville	4	House	\$2,305,000	30 Nov 2024
 12 Lennox St Yarraville	2	House	\$1,110,000	30 Nov 2024
 491 Geelong Rd Yarraville	4	House	\$1,315,000	30 Nov 2024
 76b Kidman St Yarraville	4	House	\$1,200,000	29 Nov 2024
 167 Williamstown Rd Yarraville	2	House	\$815,000	26 Nov 2024
 1/25 Eirene St Yarraville	2	Townhouse	\$715,000	23 Nov 2024
 4a Adeney St Yarraville	4	Townhouse	\$1,240,000	23 Nov 2024
 22 Kent St Yarraville	3	House	\$1,142,500	22 Nov 2024

Jellis Craig

Williamstown Office
84 Ferguson Street, Williamstown
03 8387 0000

jelliscraig.com.au

Data is current as of PDF generation date 01/02/2025

* Updated Quarterly for the past 12 months

^ Updated daily for the past quarter

~ Updated daily: 33 recent results.

This publication contains data, analytics, statistics and other information supplied by PROPERTYDATAONLINE PTY LTD (PropertyData). The data provided in this publication is of a general nature and should not be construed as specific advice or relied upon in lieu of appropriate professional advice.

PropertyData relies upon data supplied by third parties and while the data is checked and reviewed, PropertyData does not warrant the accuracy or completeness of the information to the full extent permitted by the law and excludes all loss or damage howsoever arising (including through negligence) in connection with the data supplied by PropertyData. The State of Victoria owns the copyright in the Property Sales Data and reproduction of that data in any way without the consent of the State of Victoria will constitute a breach of the Copyright Act 1968 (cth). The State of Victoria does not warrant the accuracy or completeness of the Property Sales Data and any person using or relying upon such information does so on the basis that the State of Victoria accepts no responsibility or liability whatsoever for any errors, faults, defects or omissions in the information supplied.