

Suburb Report

Know your neighbourhood.



Property Prices

Median House Price*

Median
\$1.17m

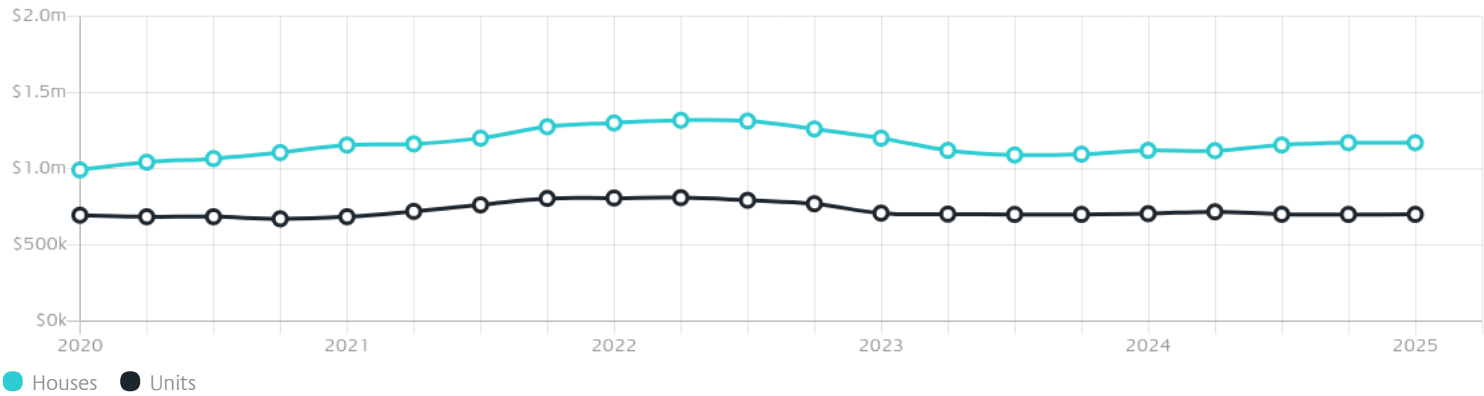
Quarterly Price Change
0.00% ↓

Median Unit Price*

Median
\$701k

Quarterly Price Change
0.07% ↑

Quarterly Price Change*




Surrounding Suburbs

Median House Sale Price*



Median Unit Sale Price*



Sales Snapshot

Sale Method^{*}



● Auction 70%
● Private 30%

Auction Clearance Rate^{*}

82.46%

Median Days on Market[^]

26 days

Average Hold Period^{*}

7.6 years

Insights

Dwelling Type[^]



● Houses 72% ● Units 28%

Ownership[^]



● Owned Outright 29% ● Mortgaged 42% ● Rented 30%

Population[^]

15,636

Median Asking Rent per week^{*}

\$670

Median Age[^]

37 years

Rental Yield^{*}













2.93%

Median Household Size[^]













2.5 people

Sold Properties~













Discover a snapshot of the most recent results for this suburb, to view the full 12 months of sales history, please go to jellisraig.com.au/suburbinsights

Address	Bedrooms	Type	Price	Sold
 16 Elizabeth St Yarraville	3	House	\$1,550,000	28 Jun 2025
 53 Simpson St Yarraville	3	House	\$875,000	28 Jun 2025
 210 Roberts St Yarraville	3	House	\$1,063,000	28 Jun 2025
 8 Fleece Rd Yarraville	3	Townhouse	\$915,000	24 Jun 2025
 79 Ovens St Yarraville	3	House	\$1,845,000	23 Jun 2025
 2/11 Fielding St Yarraville	2	House	\$1,295,000	21 Jun 2025
 2/2 Kent St Yarraville	2	Townhouse	\$735,000	14 Jun 2025
 36 Angliss St Yarraville	4	House	\$1,354,000	14 Jun 2025
 3/66 Wilson St Yarraville	3	Townhouse	\$1,313,000	14 Jun 2025
 50 Frederick St Yarraville	3	House	\$1,285,000	13 Jun 2025
 102/11 Woods St YARRAVILLE	2	Apartment	\$570,000	13 Jun 2025
 95 Ballarat St Yarraville	3	House	\$1,205,000	11 Jun 2025

Sold Properties~

Address	Bedrooms	Type	Price	Sold
 2/5 Stewart St Yarraville	2	House	\$540,000	11 Jun 2025
 270 Williamstown Rd Yarraville	3	House	\$1,830,000	08 Jun 2025
 269 Francis St Yarraville	3	House	\$1,152,000	07 Jun 2025
 15 Murray St Yarraville	3	House	\$1,545,000	04 Jun 2025
 10a Dean St Yarraville	2	Townhouse	\$910,000	31 May 2025
 273 Francis St Yarraville	3	House	\$1,140,000	31 May 2025
 11/46 Fehon St Yarraville	3	Apartment	\$950,000	31 May 2025
 2 George St Yarraville	2	House	\$951,000	31 May 2025
 11 Cuming St Yarraville	3	House	\$1,662,000	31 May 2025
 33 Norfolk St Yarraville	2	House	\$1,080,000	30 May 2025
 47 Sussex St Yarraville	2	House	\$1,140,000	30 May 2025
 205/200 Stephen St YARRAVILLE	3	Apartment	\$720,000	28 May 2025

Sold Properties~

Address	Bedrooms	Type	Price	Sold
 24 Sussex St Yarraville	5	House	\$1,850,000	24 May 2025
 5 Bena St YARRAVILLE	4	House	\$1,667,500	24 May 2025
 20 Deakin St Yarraville	3	House	\$1,446,000	21 May 2025
 25 Cecil St Yarraville	2	House	\$1,075,000	21 May 2025
 2/29d Newcastle St Yarraville	3	Townhouse	\$1,125,000	17 May 2025
 29 Frederick St Yarraville	4	House	\$1,520,000	10 May 2025
 28a Stanger St Yarraville	2	House	\$1,000,000	09 May 2025
 44 Ofarrell St Yarraville	2	House	\$1,200,000	09 May 2025
 414/125 Francis St Yarraville	2	Apartment	\$520,000	08 May 2025
 3/125 Francis St Yarraville	2	Apartment	\$692,000	07 May 2025
 35 Regent St Yarraville	2	Townhouse	\$865,000	07 May 2025
 103/141 Stephen St Yarraville	2	Apartment	\$599,000	03 May 2025



Williamstown Office
84 Ferguson Street, Williamstown
03 8387 0000

jelliscraig.com.au

Data is current as of PDF generation date 01/07/2025

* Updated Quarterly for the past 12 months

^ Updated daily for the past quarter

~ Updated daily: 33 recent results.

This publication contains data, analytics, statistics and other information supplied by PROPERTYDATAONLINE PTY LTD (PropertyData). The data provided in this publication is of a general nature and should not be construed as specific advice or relied upon in lieu of appropriate professional advice.

PropertyData relies upon data supplied by third parties and while the data is checked and reviewed, PropertyData does not warrant the accuracy or completeness of the information to the full extent permitted by the law and excludes all loss or damage howsoever arising (including through negligence) in connection with the data supplied by PropertyData. The State of Victoria owns the copyright in the Property Sales Data and reproduction of that data in any way without the consent of the State of Victoria will constitute a breach of the Copyright Act 1968 (cth). The State of Victoria does not warrant the accuracy or completeness of the Property Sales Data and any person using or relying upon such information does so on the basis that the State of Victoria accepts no responsibility or liability whatsoever for any errors, faults, defects or omissions in the information supplied.