

# JellisCraig

YARRAVILLE

## Suburb Report

Know your neighbourhood.



YARRAVILLE SUBURB REPORT

Median House Price\*

Median

\$1.19m

Quarterly Price Change

1.49% ↑

Median Unit Price\*

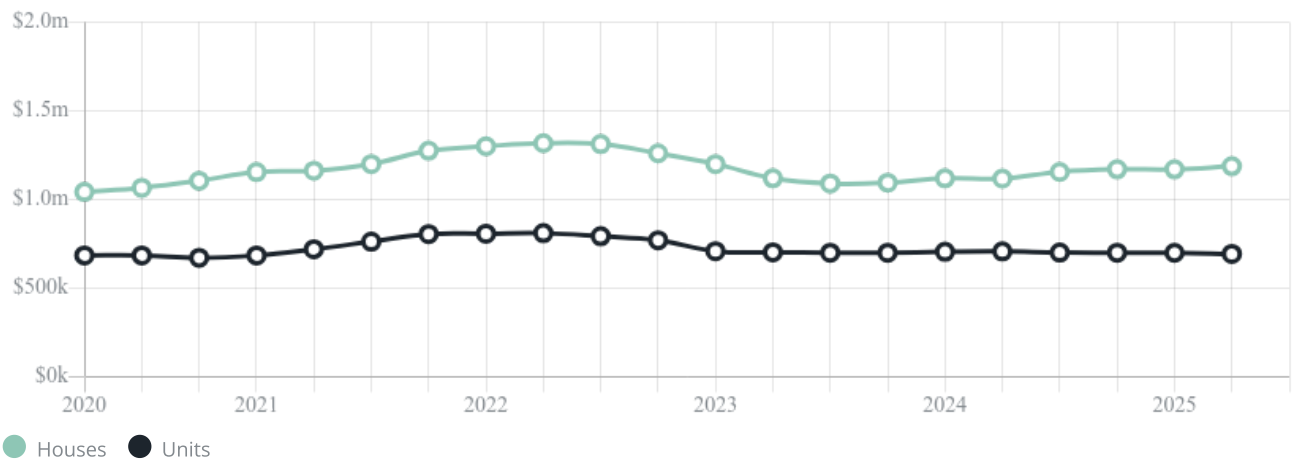
Median

\$694k

Quarterly Price Change

-0.85% ↓

Quarterly Price Change\*



## YARRAVILLE SUBURB REPORT

Median House Sale Price<sup>\*</sup>Median Unit Sale Price<sup>\*</sup>

## YARRAVILLE SUBURB REPORT

## Sale Method\*



● Auction 69%  
● Private 31%

## Auction Clearance Rate\*

---

**81.48%**

## Median Days on Market^

---

**24 days**

## Average Hold Period\*

---

**7.6 years**

## Dwelling Type^



● Houses 72% ● Units 28%

## Ownership^



● Owned Outright 29% ● Mortgaged 42% ● Rented 30%

## Population^

---

**15,636**

## Median Asking Rent per week\*

---

**\$660**

## Median Age^

---

**37 years**

## Rental Yield\*

---

**2.93%**











## Median Household Size^

---











**2.5 people**

## YARRAVILLE SUBURB REPORT











Discover a snapshot of the most recent results for this suburb, to view the full 12 months of sales history, please go to [jellisicraig.com.au/suburbinsights](http://jellisicraig.com.au/suburbinsights)

Address	Bedrooms	Type	Price	Sold
 17 Ovens St Yarraville	3	House	\$980,000	24 Sep 2025
 78b Stephen St Yarraville	2	Townhouse	\$775,000	23 Sep 2025
 9 Forrest St Yarraville	3	House	\$960,000	20 Sep 2025
 1/99 Roberts St Yarraville	2	House	\$825,000	20 Sep 2025
 8 Mill Av Yarraville	3	House	\$1,105,000	20 Sep 2025
 18 Freeman St Yarraville	3	House	\$1,177,500	18 Sep 2025
 3/215 Francis St Yarraville	2	Apartment	\$495,000	16 Sep 2025
 5 Kidman St Yarraville	3	Townhouse	\$1,025,000	13 Sep 2025
 10a Salisbury St Yarraville	3	House	\$1,500,000	13 Sep 2025
 63 Castlemaine St Yarraville	2	House	\$1,137,888	13 Sep 2025

## YARRAVILLE SUBURB REPORT

Address	Bedrooms	Type	Price	Sold
 2/169 Francis St Yarraville	2	Villa	\$531,500	13 Sep 2025
 2b Stooke St Yarraville	2	House	\$1,225,000	12 Sep 2025
 6 Beverley St YARRAVILLE	0	Land	\$1,050,000	11 Sep 2025
 320 Francis St Yarraville	4	House	\$1,280,000	06 Sep 2025
 57b Ballarat St Yarraville	4	Townhouse	\$1,500,000	06 Sep 2025
 18 Adaleigh St Yarraville	3	House	\$1,200,000	04 Sep 2025
 316 Williamstown Rd Yarraville	3	House	\$848,000	03 Sep 2025
 206 Roberts St Yarraville	3	House	\$1,155,000	02 Sep 2025
 493 Geelong Rd Yarraville	3	House	\$895,000	01 Sep 2025
 1 Goulburn St Yarraville	3	House	\$1,260,000	30 Aug 2025

## YARRAVILLE SUBURB REPORT

Address	Bedrooms	Type	Price	Sold
 1/51 Castlemaine St Yarraville	2	Unit	\$775,000	30 Aug 2025
 107 Anderson St Yarraville	3	House	\$1,260,000	30 Aug 2025
 72b Stephen St Yarraville	2	Townhouse	\$845,000	28 Aug 2025
 8/58 Ballarat St Yarraville	1	Apartment	\$480,000	27 Aug 2025
 22 Ofarrell St Yarraville	3	House	\$1,465,000	25 Aug 2025
 2 Deakin St Yarraville	3	House	\$1,235,000	23 Aug 2025
 9/185 Francis St Yarraville	2	Apartment	\$546,000	21 Aug 2025
 322/125 Francis St Yarraville	1	Strata Unit/Flat	\$440,000	21 Aug 2025
 26 Fehon St Yarraville	2	House	\$1,017,000	21 Aug 2025
 3/3 Lorne St Yarraville	1	Apartment	\$370,000	20 Aug 2025



Williamstown Office  
84 Ferguson Street, Williamstown  
03 8387 0000

[jellisraig.com.au](http://jellisraig.com.au)

Data is current as of PDF generation date 01/10/2025

\* Updated Quarterly for the past 12 months

^ Updated daily for the past quarter

~ Updated daily: 33 recent results.

This publication contains data, analytics, statistics and other information supplied by PROPERTYDATAONLINE PTY LTD (PropertyData). The data provided in this publication is of a general nature and should not be construed as specific advice or relied upon in lieu of appropriate professional advice.

PropertyData relies upon data supplied by third parties and while the data is checked and reviewed, PropertyData does not warrant the accuracy or completeness of the information to the full extent permitted by the law and excludes all loss or damage howsoever arising (including through negligence) in connection with the data supplied by PropertyData. The State of Victoria owns the copyright in the Property Sales Data and reproduction of that data in any way without the consent of the State of Victoria will constitute a breach of the Copyright Act 1968 (cth). The State of Victoria does not warrant the accuracy or completeness of the Property Sales Data and any person using or relying upon such information does so on the basis that the State of Victoria accepts no responsibility or liability whatsoever for any errors, faults, defects or omissions in the information supplied.