



Albert Park

Suburb Report



Your connection to property insights



JellisCraig

ALBERT PARK SUBURB REPORT

Median house price¹

Median

\$2.49m

Quarterly price change

-0.59% ↓

Median unit price¹

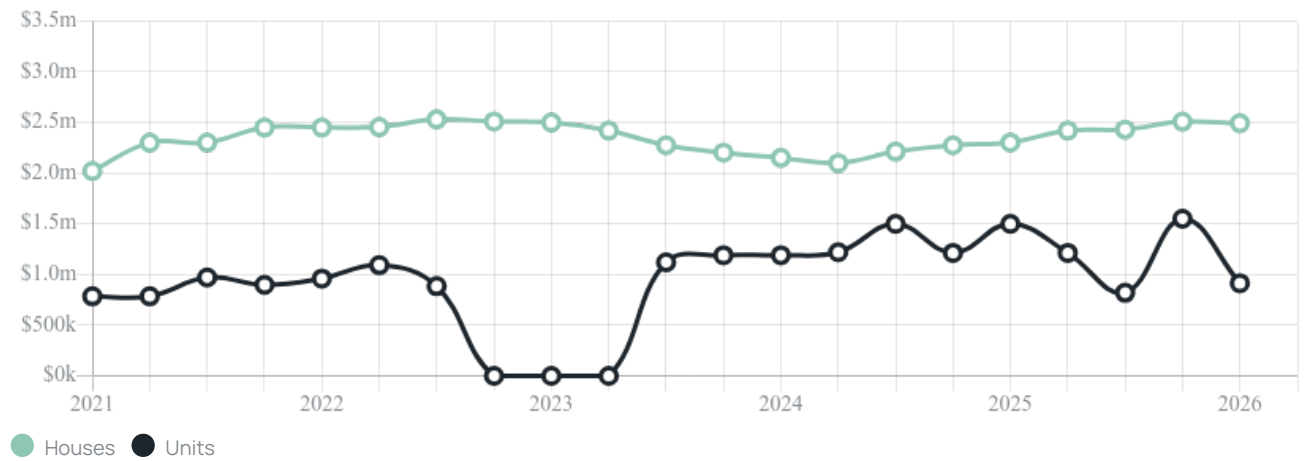
Median

\$915k

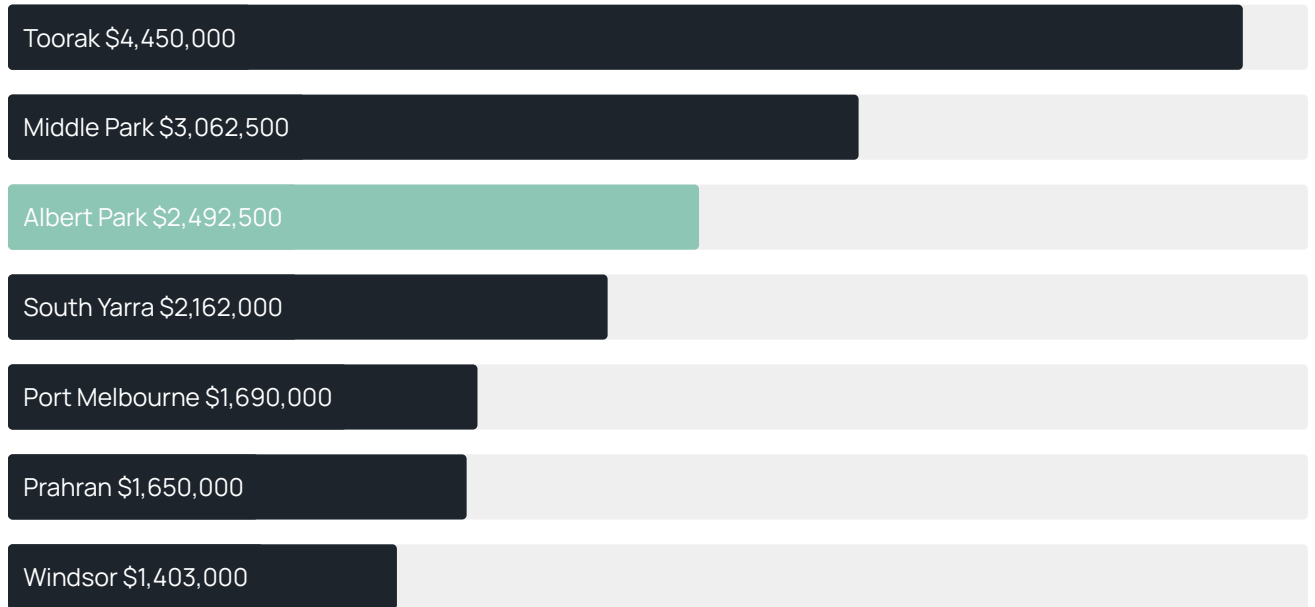
Quarterly price change

-41.00% ↓

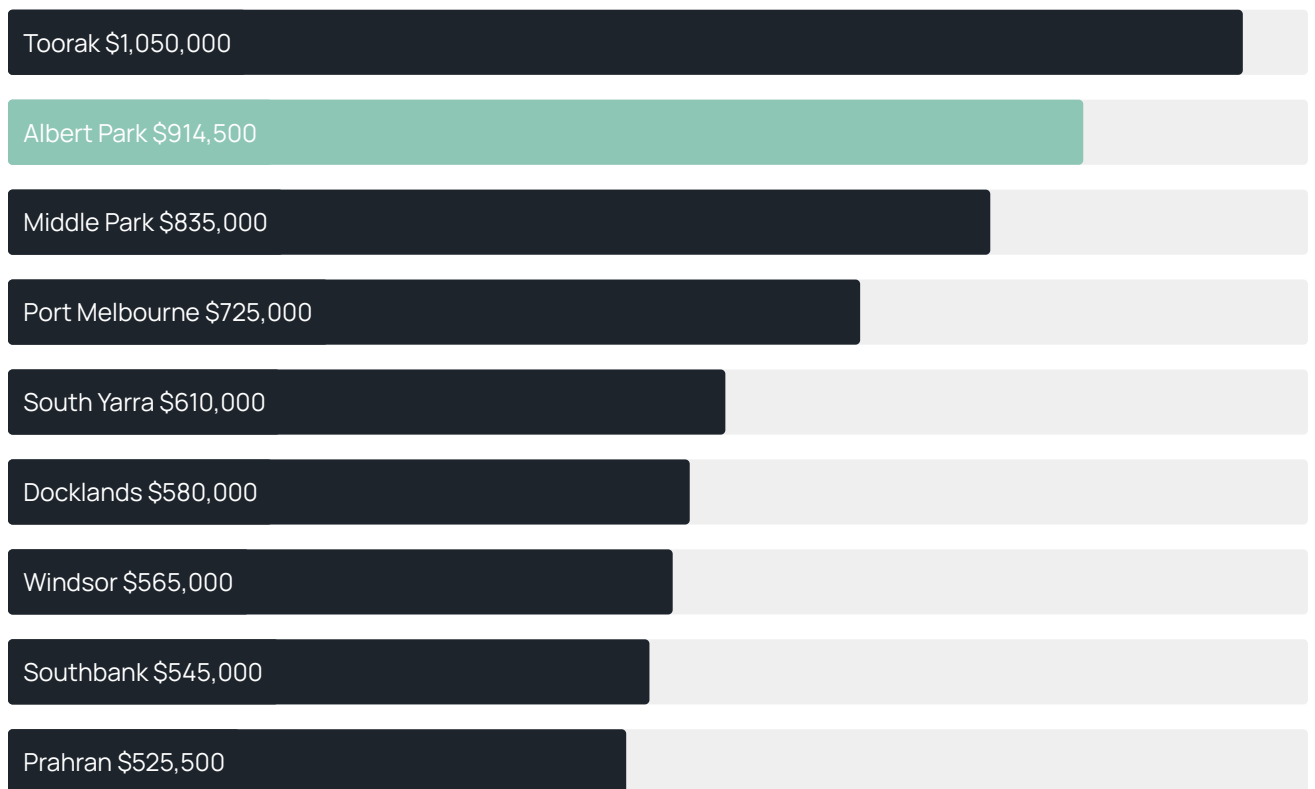
Quarterly price change¹



Median house price¹



Median unit price¹



Sale method²



● Auction 41%
● Private 59%

Auction clearance rate³

76.92%

Median days on market³

24 days

Average hold period¹

7.0 years

Dwelling type⁵



● Houses 19% ● Units 81%

Ownership⁵



● Owned outright 41% ● Mortgaged 26% ● Rented 33%

Population⁵

6,044

Median asking rent¹

\$950 per week

Population growth⁵

-2.75%

Rental yield¹

2.2%

Median age⁵

46 years











Median household size⁵

2.2 people











ALBERT PARK SUBURB REPORT

Recent Albert Park sales











Discover a snapshot of the most recent results for this suburb, to view the full 12 months of sales history, please go to jellisCraig.com.au/suburb-reports

Address	Bedrooms	Type	Price	Sold
 24 Herbert Pl ALBERT PARK	2	House	\$1,110,000	20 Jun 2026
 38 Barrett St Albert Park	3	House	\$5,080,000	14 Jun 2026
 30 Draper St Albert Park	4	House	\$2,800,000	30 May 2026
 253 Danks St Albert Park	9	Block of Apartments	\$5,375,000	30 May 2026
 1 Dundas Pl Albert Park	4	House	\$2,186,000	30 May 2026
 5 Ashworth St Albert Park	4	House	\$2,825,000	23 May 2026
 7 Danks St Albert Park	4	House	\$2,930,000	06 May 2026
 3/110 Beaconsfield Pde Albert Park	2	Apartment	\$1,095,000	30 Apr 2026
 3/223 Bridport St Albert Park	2	Strata Unit/Flat	\$550,000	22 Apr 2026
 52 Barrett St Albert Park	3	House	\$2,553,000	17 Apr 2026

ALBERT PARK SUBURB REPORT

Address	Bedrooms	Type	Price	Sold
 32 St Vincent St Albert Park	3	House	\$2,260,000	11 Apr 2026
 34 Dinsdale St Albert Park	1	House	\$2,745,000	07 Apr 2026
 15/52 Moubray St Albert Park	1	Apartment	\$403,200	02 Apr 2026
 42 Barrett St Albert Park	2	House	\$1,472,500	21 Mar 2026
 13 Dinsdale St Albert Park	2	House	\$1,600,000	21 Mar 2026
 7 Young St Albert Park	3	House	\$1,495,000	21 Mar 2026
 63 Victoria Av Albert Park	3	House - Terrace	\$2,900,000	18 Mar 2026
 100 Victoria Av Albert Park	4	House	\$4,600,000	18 Mar 2026
 17 Barrett St Albert Park	1	House	\$1,000,000	17 Mar 2026
 4/33 Bevan St Albert Park	2	Apartment	\$825,000	16 Mar 2026

ALBERT PARK SUBURB REPORT

Address	Bedrooms	Type	Price	Sold
 57 Ashworth St Albert Park	3	House	\$1,665,000	12 Mar 2026
 12 Reed St Albert Park	3	House	\$2,600,000	10 Mar 2026
 37 St Vincent St Albert Park	2	House	\$2,245,000	06 Mar 2026
 1/44 Mills St Albert Park	2	Apartment	\$960,000	03 Mar 2026
 95 Graham St Albert Park	2	House	\$1,400,000	28 Feb 2026
 43 Greig St Albert Park	3	House	\$1,985,000	28 Feb 2026
 2/140 Kerferd Rd Albert Park	2	Apartment	\$872,000	28 Feb 2026
 2 Faussett St Albert Park	2	House	\$1,615,000	28 Feb 2026
 17 Herbert Pl Albert Park	2	House	\$1,375,000	28 Feb 2026
 305/88 Beaconsfield Pde Albert Park	3	Apartment	\$2,603,000	27 Feb 2026



Jellis Craig Albert Park
332 Montague Street, Albert Park
03 8644 5500

Jellis Craig acknowledges and pays our respects to the Bunurong People, the Wadawurrung People, the Dja Dja Wurrung People and the Wurundjeri People as the Traditional Owners and original custodians of the lands on which Jellis Craig operates.

Data is current as of PDF generation date 01/07/2026

- 1 Property Data Online, updated quarterly for the past 12 months
- 2 Property Data Online, updated daily for the past 12 months
- 3 Property Data Online, updated daily for the past quarter
- 4 Jellis Craig's average inspection attendance per listing (houses) over the last 12 months, updated daily
- 5 2021 Australian Census
- 6 Property Data Online, updated daily

This publication contains data, analytics, statistics and other information supplied by PROPERTYDATAONLINE PTY LTD (PropertyData). The data provided in this publication is of a general nature and should not be construed as specific advice or relied upon in lieu of appropriate professional advice.

PropertyData relies upon data supplied by third parties and while the data is checked and reviewed, PropertyData does not warrant the accuracy or completeness of the information to the full extent permitted by the law and excludes all loss or damage howsoever arising (including through negligence) in connection with the data supplied by PropertyData. The State of Victoria owns the copyright in the Property Sales Data and reproduction of that data in any way without the consent of the State of Victoria will constitute a breach of the Copyright Act 1968 (cth). The State of Victoria does not warrant the accuracy or completeness of the Property Sales Data and any person using or relying upon such information does so on the basis that the State of Victoria accepts no responsibility or liability whatsoever for any errors, faults, defects or omissions in the information supplied.