



Altona Meadows

Suburb Report



Your connection to property insights



JellisCraig

ALTONA MEADOWS SUBURB REPORT

Median house price¹

Median

\$765k

Quarterly price change

2.00% ↑

Median unit price¹

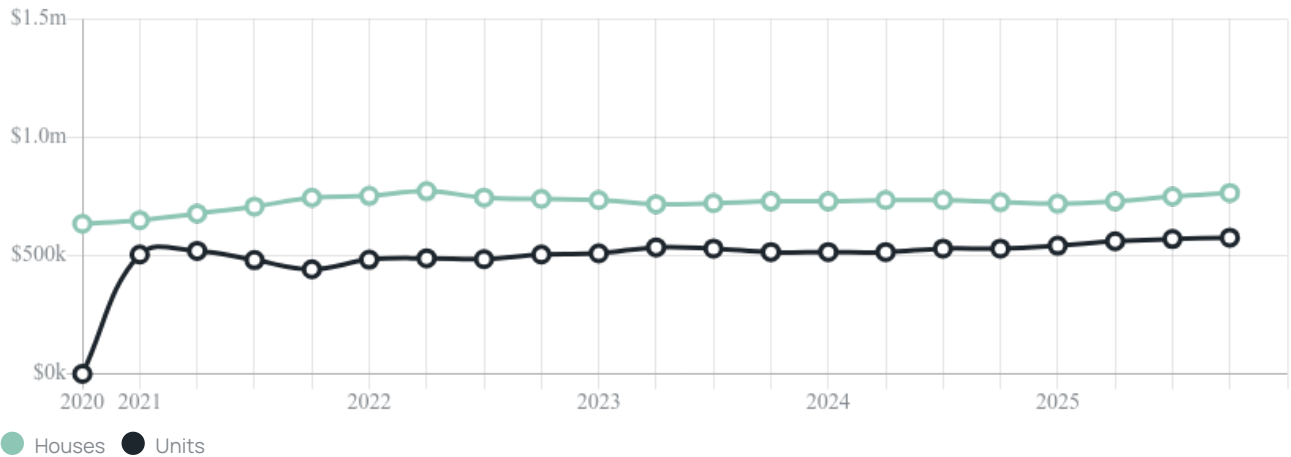
Median

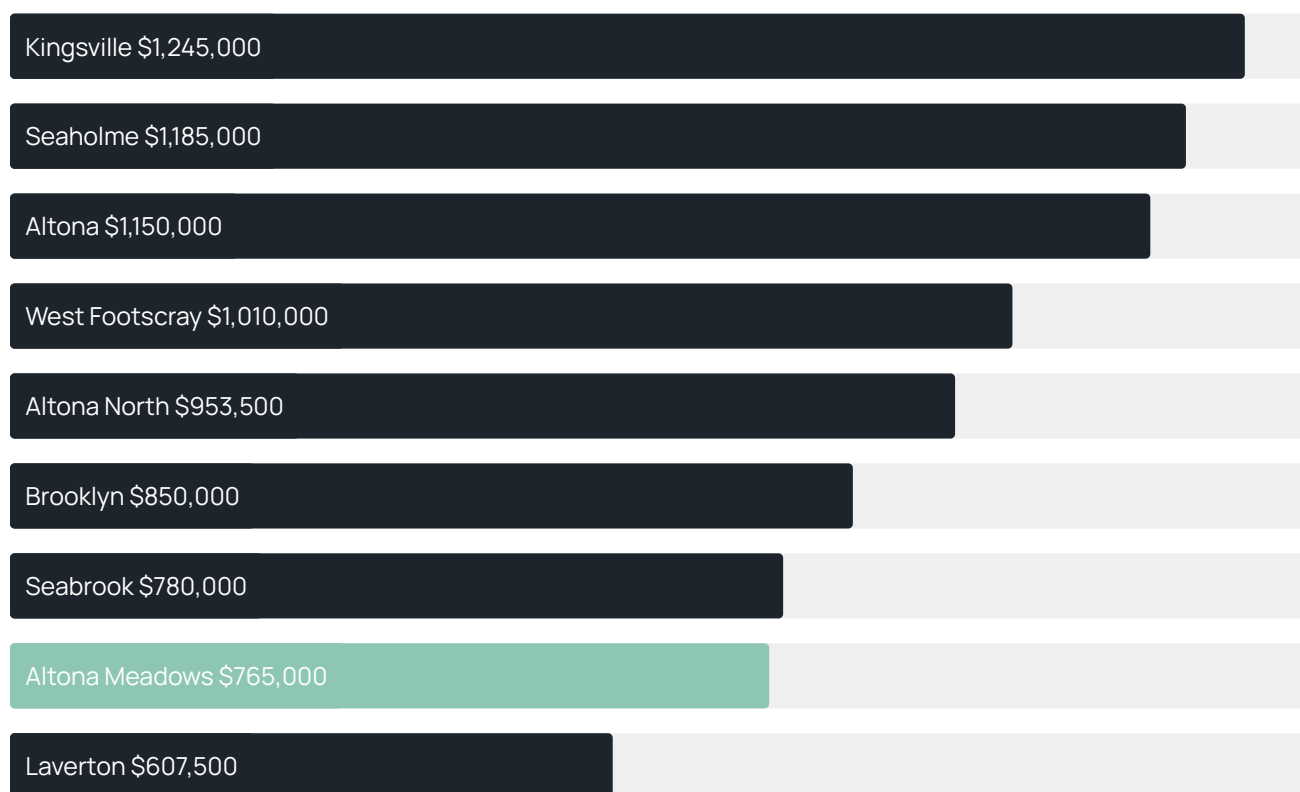
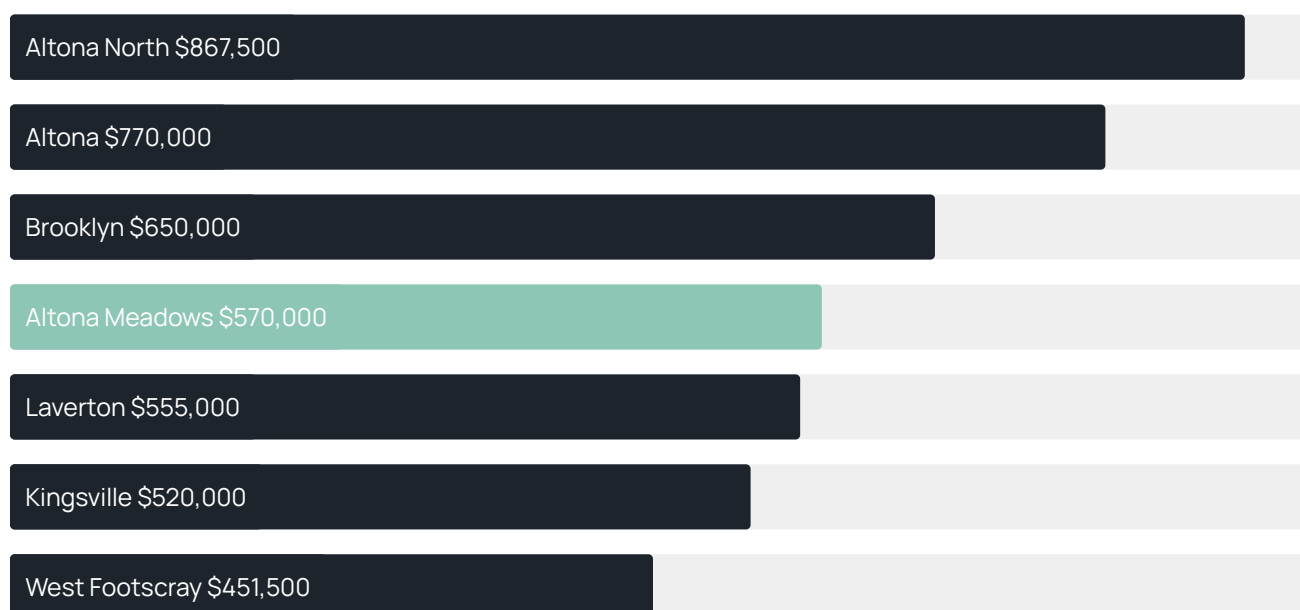
\$576k

Quarterly price change

1.09% ↑

Quarterly price change¹



Median house price¹Median unit price¹

Sale method²

● Auction 18%
● Private 82%

Auction clearance rate³

91.67%Median days on market³

29 daysJellis Craig average inspection attendance per listing⁴

29 groupsAverage hold period¹

9.2 yearsDwelling type⁵

● Houses 85% ● Units 15%

Ownership⁵

● Owned outright 40% ● Mortgaged 36% ● Rented 24%

Population⁵

18,479Median asking rent¹

\$520 per weekMedian age⁵

41 yearsRental yield¹











3.52%Median household size⁵

2.5 people











ALTONA MEADOWS SUBURB REPORT

Recent Altona Meadows sales











Discover a snapshot of the most recent results for this suburb, to view the full 12 months of sales history, please go to jellisicraig.com.au/suburb-reports

Address	Bedrooms	Type	Price	Sold
 16 Knightsbridge Av Altona Meadows	3	House	\$860,000	30 Jan 2026
 2/14 Reddrop Ct Altona Meadows	2	Unit	\$541,000	23 Jan 2026
 7 Dillon Ct Altona Meadows	3	House	\$750,000	23 Jan 2026
 14 Hosie St Altona Meadows	4	House	\$970,000	19 Jan 2026
 2b Tomkin Ct Altona Meadows	2	Unit	\$655,000	16 Jan 2026
 4 Groome Ct Altona Meadows	4	House	\$945,000	16 Jan 2026
 2 Scherman Dr Altona Meadows	3	House	\$940,000	12 Jan 2026
 4 Oakes Ct Altona Meadows	3	House	\$935,000	09 Jan 2026
 49 Sommers Dr Altona Meadows	3	House	\$775,000	09 Jan 2026
 5 Birrell Ct Altona Meadows	4	House	\$990,000	09 Jan 2026

ALTONA MEADOWS SUBURB REPORT

Address	Bedrooms	Type	Price	Sold
 3 Eddison Cl Altona Meadows	5	House	\$1,180,000	09 Jan 2026
 2/6 Huggins Ct Altona Meadows	2	Unit	\$535,000	05 Jan 2026
 64 Ailsa St.S Altona Meadows	3	House	\$635,000	24 Dec 2025
 24 Lady Nelson Cr Altona Meadows	3	House	\$910,000	22 Dec 2025
 3 Parham Ct Altona Meadows	3	House	\$858,000	19 Dec 2025
 2 Wiltshire Ct Altona Meadows	3	House	\$730,000	19 Dec 2025
 2 Skipper Dr Altona Meadows	2	House	\$731,000	18 Dec 2025
 161 Victoria St Altona Meadows	3	House	\$770,000	18 Dec 2025
 31 Cameron Av Altona Meadows	3	House	\$620,000	17 Dec 2025
 18 Everingham Rd Altona Meadows	3	House	\$755,000	15 Dec 2025

ALTONA MEADOWS SUBURB REPORT

Address	Bedrooms	Type	Price	Sold
 11 Mayfield Gr Altona Meadows	4	Townhouse	\$770,000	13 Dec 2025
 14 Ayr St Altona Meadows	4	House	\$1,055,000	12 Dec 2025
 1/22 Balaclava Av ALTONA MEADOWS	3	Unit	\$620,000	12 Dec 2025
 2a Lush Ct Altona Meadows	2	Unit	\$645,000	11 Dec 2025
 2/3 Talbot St Altona Meadows	3	Townhouse	\$645,000	11 Dec 2025
 57 Nicholson St Altona Meadows	3	House	\$760,000	09 Dec 2025
 88 Nelson Av Altona Meadows	3	House	\$700,000	07 Dec 2025
 9 Markham Way ALTONA MEADOWS	5	House	\$1,123,000	04 Dec 2025
 5a May Av Altona Meadows	2	House	\$615,000	04 Dec 2025
 3 Shields Ct Altona Meadows	3	House	\$840,000	03 Dec 2025



Jellis Craig Williamstown
84 Ferguson Street, Williamstown
03 8387 0000

Jellis Craig acknowledges and pays our respects to the Bunurong People, the Wadawurrung People, the Dja Dja Wurrung People and the Wurundjeri People as the Traditional Owners and original custodians of the lands on which Jellis Craig operates.

Data is current as of PDF generation date 01/02/2026

- 1 Property Data Online, updated quarterly for the past 12 months
- 2 Property Data Online, updated daily for the past 12 months
- 3 Property Data Online, updated daily for the past quarter
- 4 Jellis Craig's average inspection attendance per listing (houses) over the last 12 months, updated daily
- 5 2021 Australian Census
- 6 Property Data Online, updated daily

This publication contains data, analytics, statistics and other information supplied by PROPERTYDATAONLINE PTY LTD (PropertyData). The data provided in this publication is of a general nature and should not be construed as specific advice or relied upon in lieu of appropriate professional advice.

PropertyData relies upon data supplied by third parties and while the data is checked and reviewed, PropertyData does not warrant the accuracy or completeness of the information to the full extent permitted by the law and excludes all loss or damage howsoever arising (including through negligence) in connection with the data supplied by PropertyData. The State of Victoria owns the copyright in the Property Sales Data and reproduction of that data in any way without the consent of the State of Victoria will constitute a breach of the Copyright Act 1968 (cth). The State of Victoria does not warrant the accuracy or completeness of the Property Sales Data and any person using or relying upon such information does so on the basis that the State of Victoria accepts no responsibility or liability whatsoever for any errors, faults, defects or omissions in the information supplied.