



Altona North

Suburb Report



Your connection to property insights



JellisCraig

ALTONA NORTH SUBURB REPORT

Median house price¹

Median

\$960k

Quarterly price change

0.68% ↑

Median unit price¹

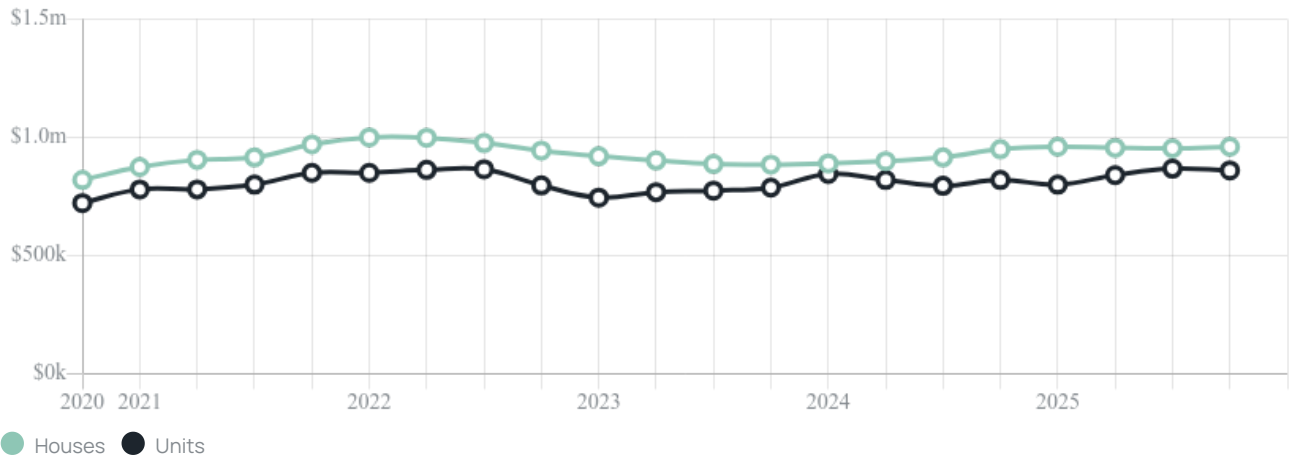
Median

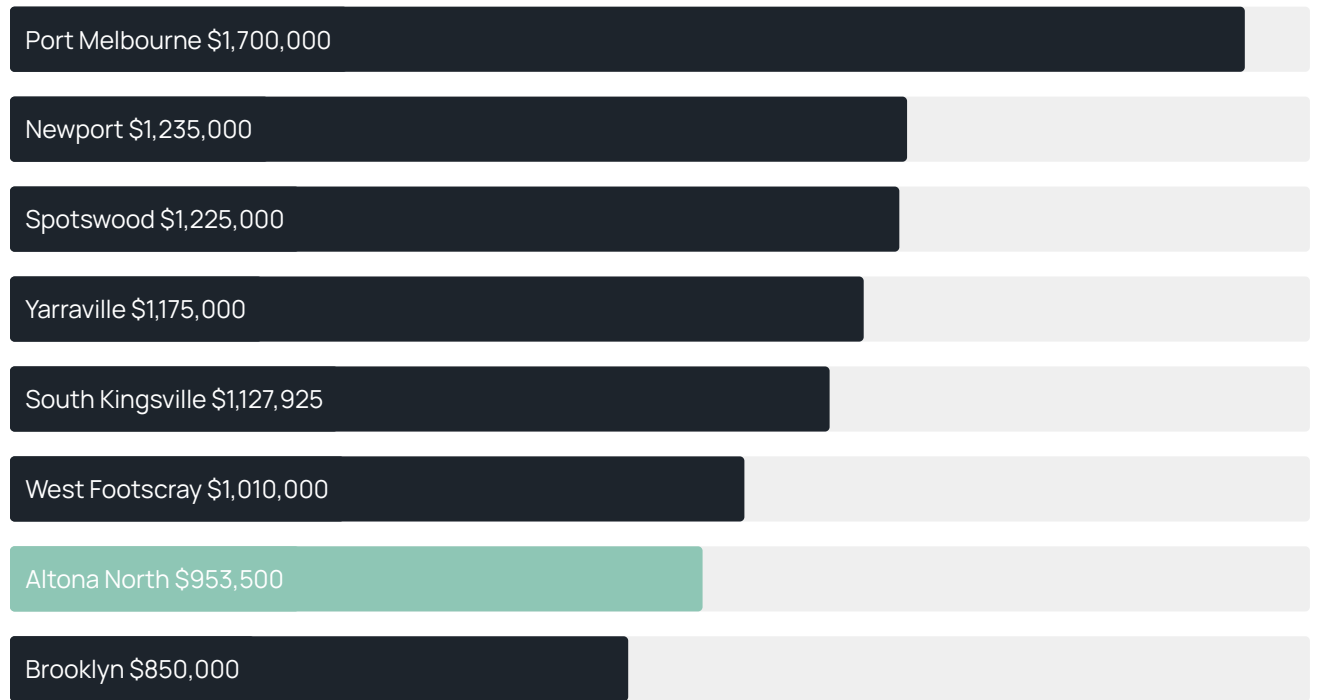
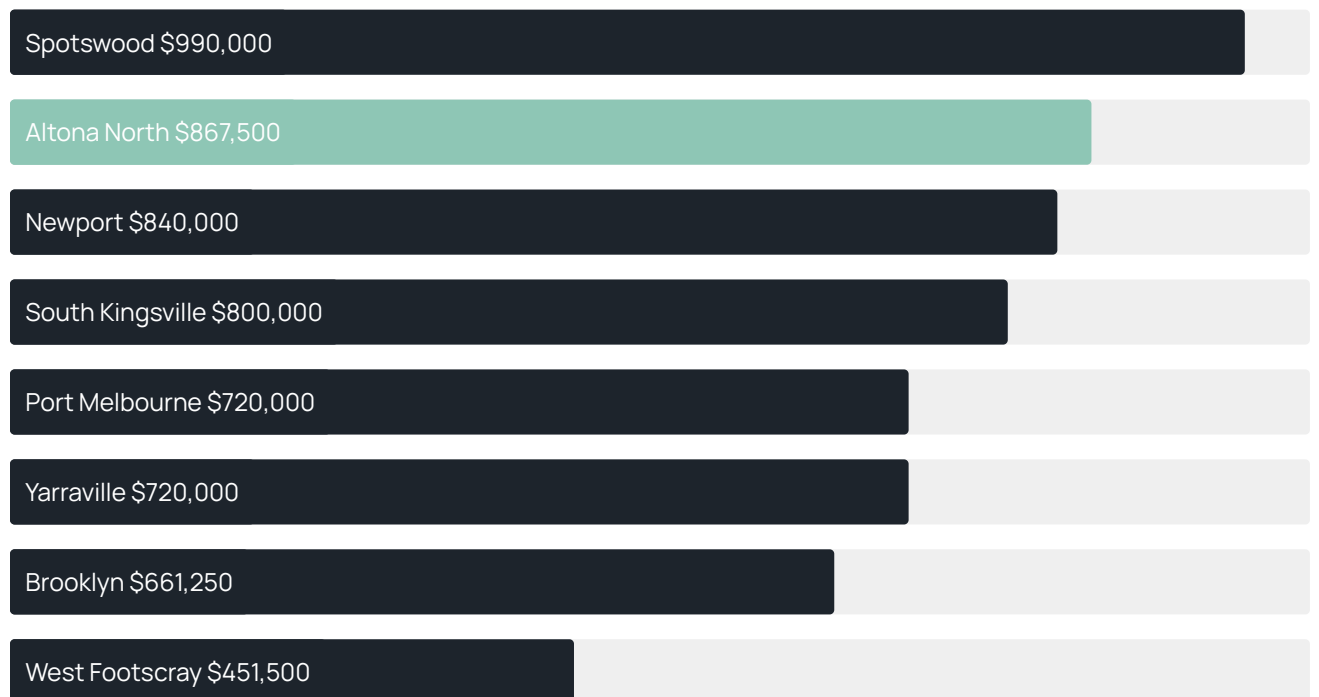
\$860k

Quarterly price change

-0.86% ↓

Quarterly price change¹



Median house price¹Median unit price¹

Sale method²

● Auction 47%
● Private 53%

Auction clearance rate³

77.42%Median days on market³

38 daysJellis Craig average inspection attendance per listing⁴

38 groupsAverage hold period¹

6.0 yearsDwelling type⁵

● Houses 69% ● Units 31%

Ownership⁵

● Owned outright 39% ● Mortgaged 33% ● Rented 27%

Population⁵

12,962Median asking rent¹

\$623 per weekMedian age⁵

37 yearsRental yield¹











3.38%Median household size⁵

2.6 people











ALTONA NORTH SUBURB REPORT

Recent Altona North sales











Discover a snapshot of the most recent results for this suburb, to view the full 12 months of sales history, please go to jellisraig.com.au/suburb-reports

Address	Bedrooms	Type	Price	Sold
 21A Mcarthurs Rd Altona North	3	Unit	\$750,000	30 Jan 2026
 66 May St Altona North	3	Unit	\$1,115,000	28 Jan 2026
 18 Hatherley Gr Altona North	3	House	\$725,000	27 Jan 2026
 45 Cyclamen Av Altona North	3	Townhouse	\$910,000	24 Jan 2026
 1/7 Mitchell Av Altona North	4	Townhouse	\$1,200,000	23 Jan 2026
 15b Cooper Av Altona North	3	Townhouse	\$985,000	19 Jan 2026
 3/34 Cyclamen Av Altona North	2	Unit	\$675,000	14 Jan 2026
 29 Hearn St Altona North	2	House	\$980,000	12 Jan 2026
 8 John St Altona North	3	House	\$895,000	09 Jan 2026
 3 Gadsden St Altona North	3	House	\$1,080,000	23 Dec 2025

ALTONA NORTH SUBURB REPORT

Address	Bedrooms	Type	Price	Sold
 12 Collins Av Altona North	3	House	\$1,112,000	20 Dec 2025
 2/31 Marsh St Altona North	4	House	\$825,000	20 Dec 2025
 48 Hearn St Altona North	6	House	\$1,400,000	20 Dec 2025
 53a Fifth Av Altona North	4	House	\$1,200,000	19 Dec 2025
 10a Hatherley Gr Altona North	4	House	\$960,000	19 Dec 2025
 98a Mills St Altona North	4	Townhouse	\$1,280,000	18 Dec 2025
 29 Sixth Av Altona North	3	House	\$943,000	13 Dec 2025
 1a Clematis Av Altona North	3	Townhouse	\$775,500	13 Dec 2025
 100 Chambers Rd Altona North	3	House	\$920,000	12 Dec 2025
 28a Misten Av Altona North	3	Townhouse	\$746,000	09 Dec 2025

ALTONA NORTH SUBURB REPORT

Address	Bedrooms	Type	Price	Sold
 1/287 Blackshaws Rd Altona North	3	Unit	\$715,000	08 Dec 2025
 2 Primrose St Altona North	3	Townhouse	\$1,030,000	06 Dec 2025
 34 Ararat St Altona North	4	House	\$1,305,000	06 Dec 2025
 28 Delphin Av Altona North	3	House	\$1,111,111	03 Dec 2025
 38 Allan St Altona North	3	House	\$653,000	03 Dec 2025
 24 Kyle Rd Altona North	3	House	\$835,000	02 Dec 2025
 77 First Av Altona North	4	House	\$1,106,000	29 Nov 2025
 2/45 Marion St Altona North	1	Unit	\$328,000	28 Nov 2025
 5/47 Marion St Altona North	1	Apartment	\$310,000	27 Nov 2025
 10 Stapley Cr Altona North	3	House	\$1,225,000	27 Nov 2025



Jellis Craig Williamstown
84 Ferguson Street, Williamstown
03 8387 0000

Jellis Craig acknowledges and pays our respects to the Bunurong People, the Wadawurrung People, the Dja Dja Wurrung People and the Wurundjeri People as the Traditional Owners and original custodians of the lands on which Jellis Craig operates.

Data is current as of PDF generation date 01/02/2026

- 1 Property Data Online, updated quarterly for the past 12 months
- 2 Property Data Online, updated daily for the past 12 months
- 3 Property Data Online, updated daily for the past quarter
- 4 Jellis Craig's average inspection attendance per listing (houses) over the last 12 months, updated daily
- 5 2021 Australian Census
- 6 Property Data Online, updated daily

This publication contains data, analytics, statistics and other information supplied by PROPERTYDATAONLINE PTY LTD (PropertyData). The data provided in this publication is of a general nature and should not be construed as specific advice or relied upon in lieu of appropriate professional advice.

PropertyData relies upon data supplied by third parties and while the data is checked and reviewed, PropertyData does not warrant the accuracy or completeness of the information to the full extent permitted by the law and excludes all loss or damage howsoever arising (including through negligence) in connection with the data supplied by PropertyData. The State of Victoria owns the copyright in the Property Sales Data and reproduction of that data in any way without the consent of the State of Victoria will constitute a breach of the Copyright Act 1968 (cth). The State of Victoria does not warrant the accuracy or completeness of the Property Sales Data and any person using or relying upon such information does so on the basis that the State of Victoria accepts no responsibility or liability whatsoever for any errors, faults, defects or omissions in the information supplied.