



Altona North

Suburb Report



Your connection to property insights



JellisCraig

ALTONA NORTH SUBURB REPORT

Median house price¹

Median

\$950k

Quarterly price change

-1.04% ↓

Median unit price¹

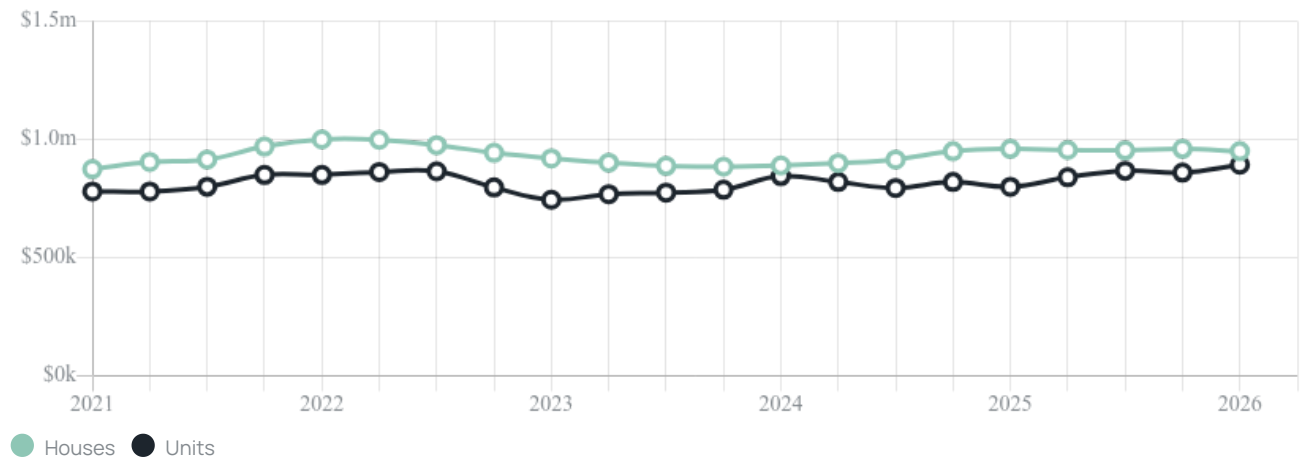
Median

\$893k

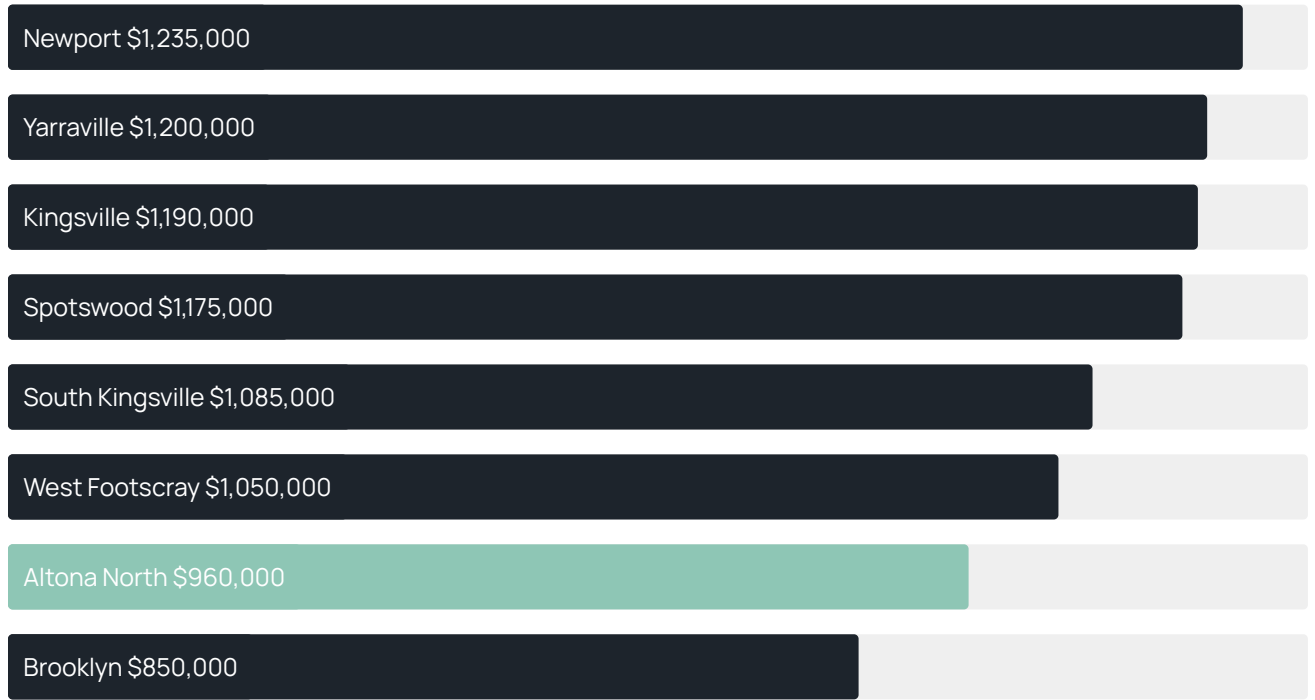
Quarterly price change

3.83% ↑

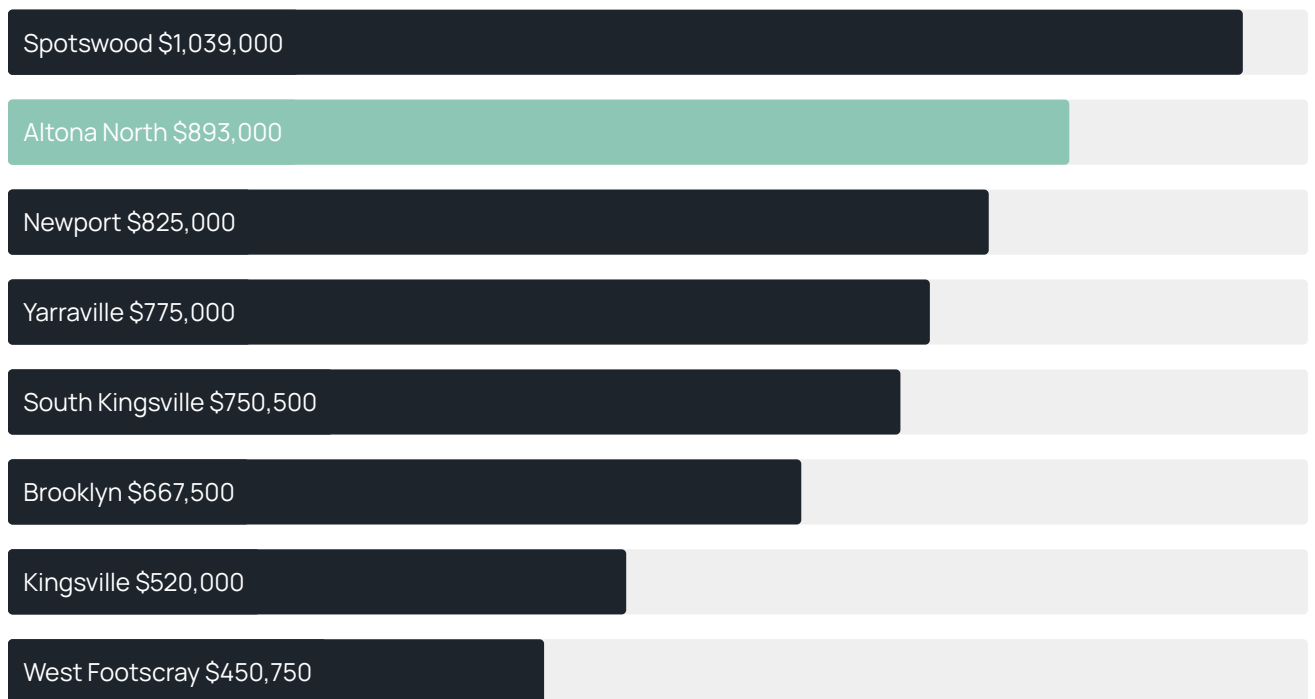
Quarterly price change¹



Median house price¹



Median unit price¹



Sale method²



- Auction 56%
- Private 44%

Auction clearance rate³

80%

Median days on market³

30 days

Jellis Craig average inspection attendance per listing⁴

30 groups

Average hold period¹

6.0 years

Dwelling type⁵



- Houses 69%
- Units 31%

Ownership⁵



- Owned outright 39%
- Mortgaged 33%
- Rented 27%

Population⁵

12,962

Median asking rent¹

\$650 per week

Median age⁵

37 years

Rental yield¹

3.38%











Median household size⁵

2.6 people











ALTONA NORTH SUBURB REPORT

Recent Altona North sales











Discover a snapshot of the most recent results for this suburb, to view the full 12 months of sales history, please go to jellisraig.com.au/suburb-reports

Address	Bedrooms	Type	Price	Sold
 1/384 Blackshaws Rd Altona North	3	Unit	\$743,500	30 May 2026
 112 Seventh Av Altona North	3	House	\$920,000	28 May 2026
 83 Hansen St Altona North	3	House	\$866,000	23 May 2026
 75a First Av Altona North	3	Unit	\$970,000	22 May 2026
 3/45 Knapp St Altona North	2	Apartment	\$570,000	15 May 2026
 32 Hatherley Gr Altona North	3	House	\$880,000	15 May 2026
 63 May St Altona North	3	House	\$1,350,000	15 May 2026
 6 Gadsden St Altona North	3	House	\$840,000	09 May 2026
 20 Joel Av Altona North	4	Townhouse	\$1,210,000	08 May 2026
 1/169 Mills St Altona North	3	House	\$782,000	06 May 2026

ALTONA NORTH SUBURB REPORT

Address	Bedrooms	Type	Price	Sold
 78A May St Altona North	3	House	\$960,000	02 May 2026
 2/93 Millers Rd ALTONA NORTH	2	Unit	\$490,000	30 Apr 2026
 21a Ararat St Altona North	3	House	\$925,000	25 Apr 2026
 16a Macdonald Av Altona North	4	House	\$1,290,000	24 Apr 2026
 2/82 May St Altona North	3	Townhouse	\$825,000	24 Apr 2026
 2/21 Huxtable Av Altona North	2	Townhouse	\$655,000	23 Apr 2026
 38 Cooper Av Altona North	3	House	\$860,000	21 Apr 2026
 2/28 Irwin Av Altona North	3	Townhouse	\$835,000	21 Apr 2026
 431 Blackshaws Rd Altona North	3	House	\$840,000	20 Apr 2026
 4 Douglas St Altona North	3	Unit	\$815,000	16 Apr 2026

ALTONA NORTH SUBURB REPORT

Address	Bedrooms	Type	Price	Sold
 2/3 Estelle Ct Altona North	2	Unit	\$655,000	16 Apr 2026
 3/123 Millers Rd Altona North	3	Apartment	\$770,000	16 Apr 2026
 22 Second Av Altona North	3	House	\$920,000	14 Apr 2026
 87 Seventh Av Altona North	4	Townhouse	\$1,100,000	14 Apr 2026
 2A Duke St Altona North	4	House	\$949,500	11 Apr 2026
 1/9 John St Altona North	2	Unit	\$420,000	08 Apr 2026
 4b Collins Av Altona North	4	House	\$1,190,000	08 Apr 2026
 95 Fifth Av Altona North	3	House	\$450,000	08 Apr 2026
 2b First Av Altona North	4	House	\$1,012,500	02 Apr 2026
 3/14 Collins Av Altona North	2	Townhouse	\$692,500	30 Mar 2026



Jellis Craig Williamstown
84 Ferguson Street, Williamstown
03 8387 0000

Jellis Craig acknowledges and pays our respects to the Bunurong People, the Wadawurrung People, the Dja Dja Wurrung People and the Wurundjeri People as the Traditional Owners and original custodians of the lands on which Jellis Craig operates.

Data is current as of PDF generation date 01/06/2026

- 1 Property Data Online, updated quarterly for the past 12 months
- 2 Property Data Online, updated daily for the past 12 months
- 3 Property Data Online, updated daily for the past quarter
- 4 Jellis Craig's average inspection attendance per listing (houses) over the last 12 months, updated daily
- 5 2021 Australian Census
- 6 Property Data Online, updated daily

This publication contains data, analytics, statistics and other information supplied by PROPERTYDATAONLINE PTY LTD (PropertyData). The data provided in this publication is of a general nature and should not be construed as specific advice or relied upon in lieu of appropriate professional advice.

PropertyData relies upon data supplied by third parties and while the data is checked and reviewed, PropertyData does not warrant the accuracy or completeness of the information to the full extent permitted by the law and excludes all loss or damage howsoever arising (including through negligence) in connection with the data supplied by PropertyData. The State of Victoria owns the copyright in the Property Sales Data and reproduction of that data in any way without the consent of the State of Victoria will constitute a breach of the Copyright Act 1968 (cth). The State of Victoria does not warrant the accuracy or completeness of the Property Sales Data and any person using or relying upon such information does so on the basis that the State of Victoria accepts no responsibility or liability whatsoever for any errors, faults, defects or omissions in the information supplied.