



Arthurs Seat

Suburb Report

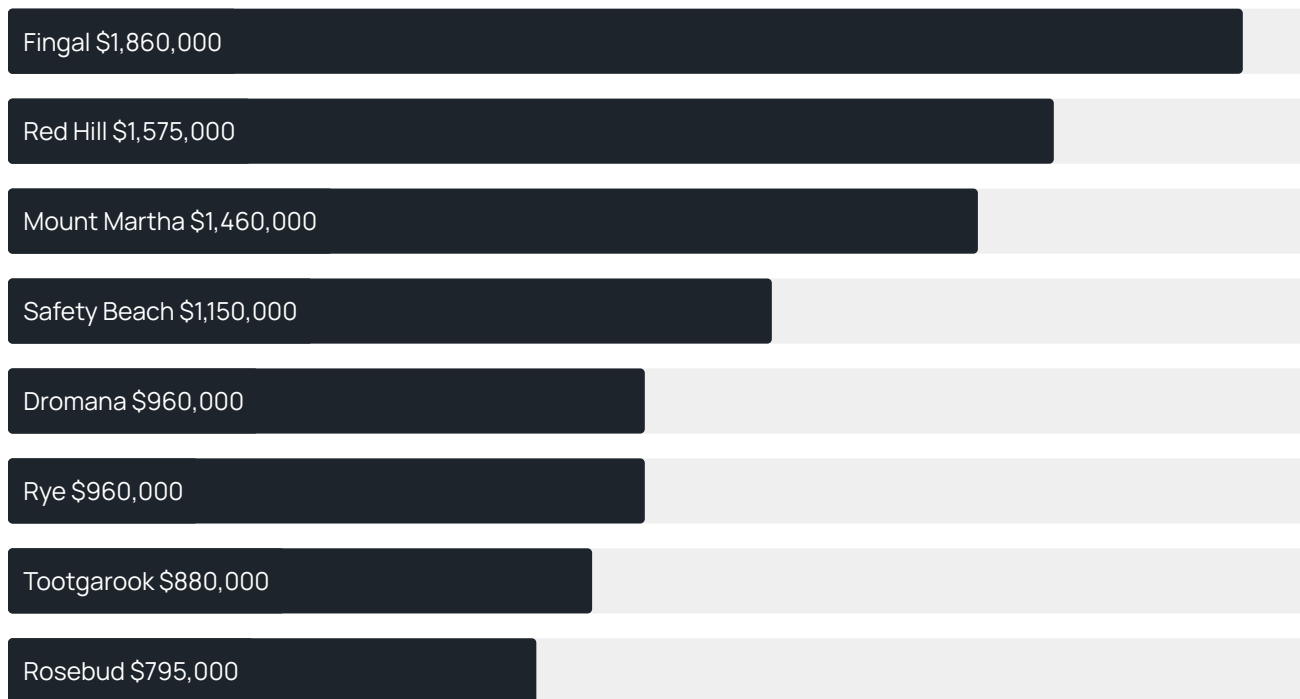


Your connection to property insights



JellisCraig

Median house price¹



Median unit price¹



Average hold period¹
7.5 years

Dwelling type⁵



● Houses 100% ● Units 0%

Ownership⁵



● Owned outright 53% ● Mortgaged 42% ● Rented 5%

Population⁵

414

Median asking rent¹

\$650 per week

Population growth⁵

0

Rental yield¹

2.81%

Median age⁵

48 years











Median household size⁵

2.5 people


ARTHURS SEAT SUBURB REPORT

Recent Arthurs Seat sales

Discover a snapshot of the most recent results for this suburb, to view the full 12 months of sales history, please go to jellisraig.com.au/suburb-reports

Address	Bedrooms	Type	Price	Sold
 8 Pindara Rd Arthurs Seat	4	House	\$1,610,000	03 Dec 2025
 15 Steane Av Arthurs Seat	3	House	\$910,000	05 Nov 2025
 18 Cloud St Arthurs Seat	3	House	\$1,700,000	27 Oct 2025
 757 Arthurs Seat Rd Arthurs Seat	2	House	\$1,150,000	17 Oct 2025
 253 Purves Rd Arthurs Seat	3	House	\$2,300,000	10 Oct 2025
 34 Cloud St Arthurs Seat	3	House	\$912,750	20 Sep 2025
 3 Cloud St Arthurs Seat	4	House	\$1,320,000	30 Aug 2025
 49 Seahaze St Arthurs Seat	5	House	\$2,410,000	25 Jun 2025
 29 Seamists Dr Arthurs Seat	5	House	\$3,600,000	30 May 2025
 32 Seahaze St Arthurs Seat	3	House	\$1,032,000	21 May 2025

ARTHURS SEAT SUBURB REPORT

Address	Bedrooms	Type	Price	Sold
	3	House	\$2,780,000	15 May 2025



Jellis Craig Rye
2273 Point Nepean Road, Rye
03 5984 0999

Jellis Craig acknowledges and pays our respects to the Bunurong People, the Wadawurrung People, the Dja Dja Wurrung People and the Wurundjeri People as the Traditional Owners and original custodians of the lands on which Jellis Craig operates.

Data is current as of PDF generation date 01/04/2026

- 1 Property Data Online, updated quarterly for the past 12 months
- 2 Property Data Online, updated daily for the past 12 months
- 3 Property Data Online, updated daily for the past quarter
- 4 Jellis Craig's average inspection attendance per listing (houses) over the last 12 months, updated daily
- 5 2021 Australian Census
- 6 Property Data Online, updated daily

This publication contains data, analytics, statistics and other information supplied by PROPERTYDATAONLINE PTY LTD (PropertyData). The data provided in this publication is of a general nature and should not be construed as specific advice or relied upon in lieu of appropriate professional advice.

PropertyData relies upon data supplied by third parties and while the data is checked and reviewed, PropertyData does not warrant the accuracy or completeness of the information to the full extent permitted by the law and excludes all loss or damage howsoever arising (including through negligence) in connection with the data supplied by PropertyData. The State of Victoria owns the copyright in the Property Sales Data and reproduction of that data in any way without the consent of the State of Victoria will constitute a breach of the Copyright Act 1968 (cth). The State of Victoria does not warrant the accuracy or completeness of the Property Sales Data and any person using or relying upon such information does so on the basis that the State of Victoria accepts no responsibility or liability whatsoever for any errors, faults, defects or omissions in the information supplied.