



Ascot Vale

Suburb Report



Your connection to property insights



JellisCraig

ASCOT VALE SUBURB REPORT

Median house price¹

Median

\$1.37m

Quarterly price change

-2.50% ↓

Median unit price¹

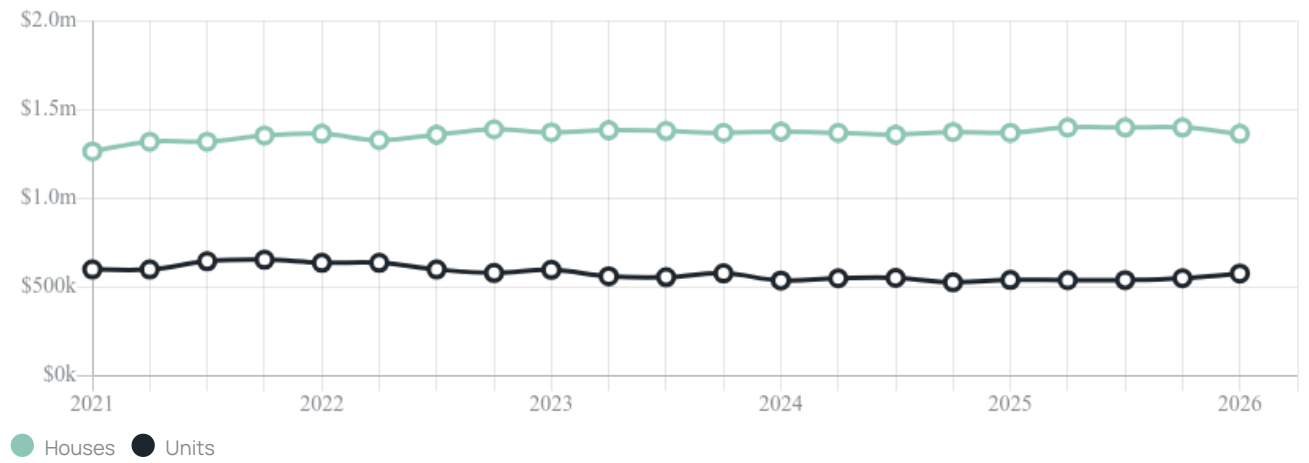
Median

\$577k

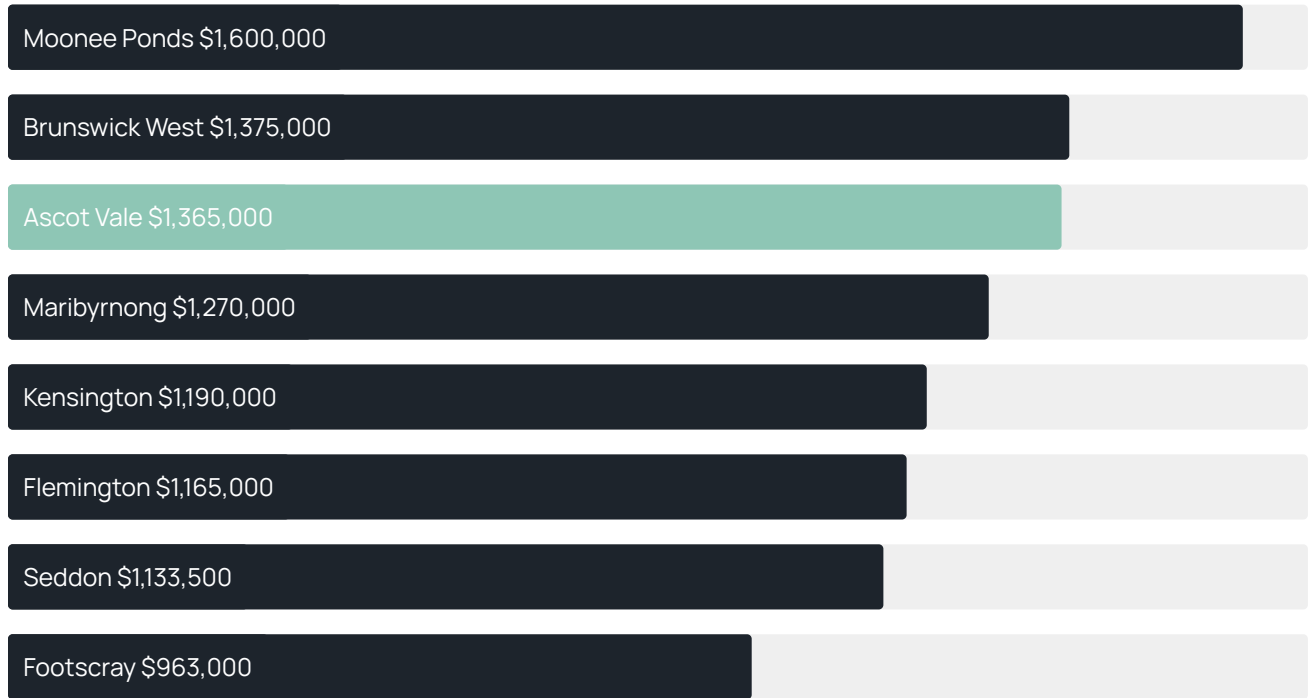
Quarterly price change

4.87% ↑

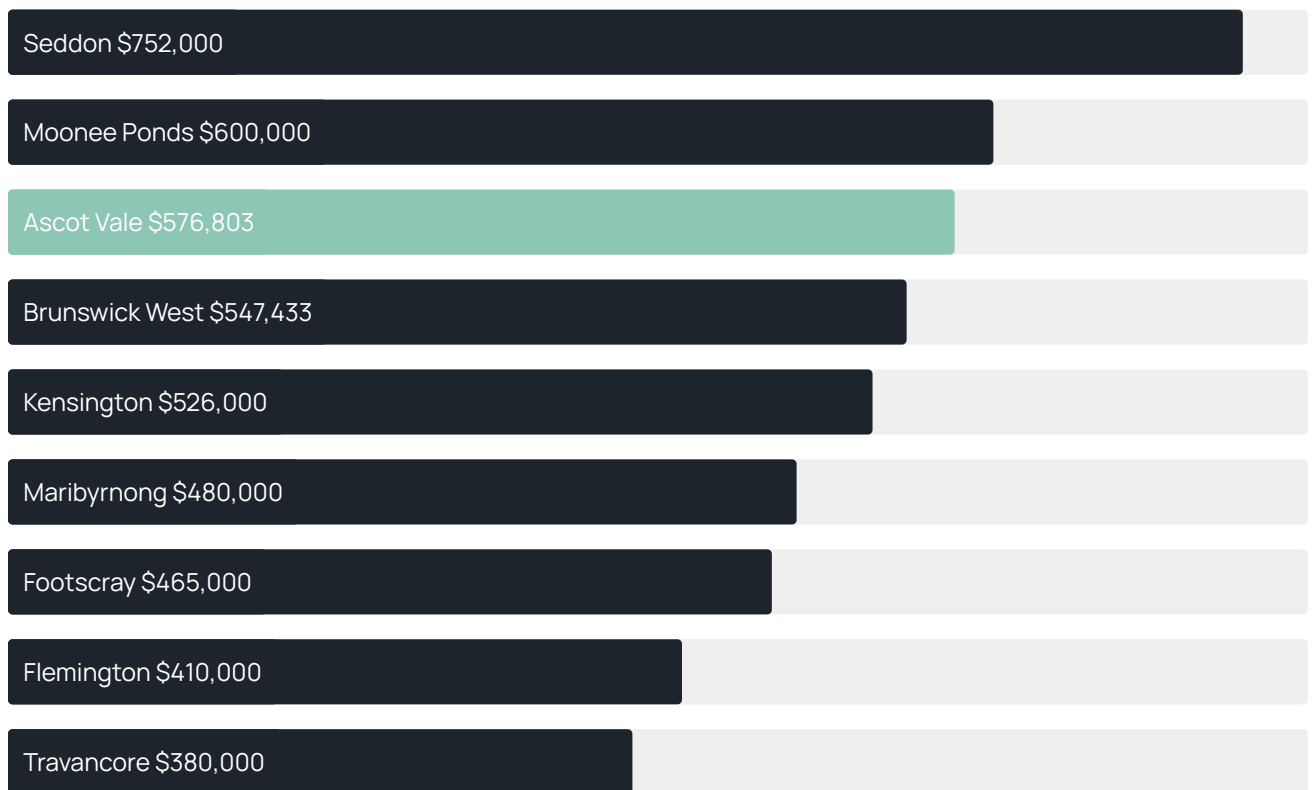
Quarterly price change¹



Median house price¹



Median unit price¹



Sale method²



● Auction 61%
● Private 39%

Auction clearance rate³

85.19%

Median days on market³

24 days

Average hold period¹

6.5 years

Dwelling type⁵



● Houses 46% ● Units 54%

Ownership⁵



● Owned outright 29% ● Mortgaged 35% ● Rented 35%

Population⁵

15,197

Median asking rent¹

\$723 per week

Population growth⁵

3.03%

Rental yield¹

2.67%

Median age⁵

37 years











Median household size⁵

2.4 people











ASCOT VALE SUBURB REPORT

Recent Ascot Vale sales











Discover a snapshot of the most recent results for this suburb, to view the full 12 months of sales history, please go to jellisraig.com.au/suburb-reports

Address	Bedrooms	Type	Price	Sold
 4/133 Epsom Rd Ascot Vale	1	Apartment	\$330,000	28 Apr 2026
 88 Munro St Ascot Vale	4	House	\$1,300,000	24 Apr 2026
 48 Charles St Ascot Vale	4	House	\$1,400,000	23 Apr 2026
 17 Elliott St Ascot Vale	4	House	\$1,675,000	20 Apr 2026
 127 The Parade Ascot Vale	4	House	\$1,675,000	18 Apr 2026
 10 Charles St Ascot Vale	4	House	\$1,520,000	18 Apr 2026
 63 The Crescent Ascot Vale	4	House	\$1,650,000	18 Apr 2026
 5/33 Fisher Pde Ascot Vale	2	Apartment	\$790,000	18 Apr 2026
 10/103-107 The Parade Ascot Vale	2	Apartment	\$525,000	16 Apr 2026
 21/110 Union Rd Ascot Vale	2	Apartment	\$623,000	16 Apr 2026

ASCOT VALE SUBURB REPORT

Address	Bedrooms	Type	Price	Sold
 103/8 North St Ascot Vale	2	Apartment	\$725,000	14 Apr 2026
 89 Charles St Ascot Vale	2	House	\$1,145,000	11 Apr 2026
 28 The Parade Ascot Vale	5	House	\$2,765,000	07 Apr 2026
 9 Kirk St Ascot Vale	3	House	\$1,285,000	04 Apr 2026
 1/62 Epsom Rd Ascot Vale	3	Townhouse	\$939,000	02 Apr 2026
 10 Nairn Av Ascot Vale	5	House	\$2,180,000	02 Apr 2026
 4 Mccully St Ascot Vale	3	House	\$1,175,000	30 Mar 2026
 1 Gladswood St Ascot Vale	2	House	\$1,400,000	30 Mar 2026
 59 Mirams St Ascot Vale	3	House	\$835,000	29 Mar 2026
 3/17 Walter St Ascot Vale	2	Unit	\$776,000	27 Mar 2026

ASCOT VALE SUBURB REPORT

Address	Bedrooms	Type	Price	Sold
 121a Union Rd Ascot Vale	2	Apartment	\$535,000	27 Mar 2026
 3/79 Walter St Ascot Vale	2	Apartment	\$581,000	26 Mar 2026
 70 Monash St Ascot Vale	2	House	\$1,250,000	26 Mar 2026
 226 Ascot Vale Rd Ascot Vale	2	House	\$860,000	25 Mar 2026
 16/110 Union Rd ASCOT VALE	2	Apartment	\$595,000	25 Mar 2026
 112 The Parade Ascot Vale	3	House	\$1,350,000	24 Mar 2026
 2/17 Walter St Ascot Vale	2	Unit	\$861,000	21 Mar 2026
 2/77 Epsom Rd Ascot Vale	3	Townhouse	\$1,020,000	21 Mar 2026
 24 Ayr St Ascot Vale	3	House	\$1,635,000	21 Mar 2026
 1/184 The Parade Ascot Vale	2	House	\$850,000	21 Mar 2026



Jellis Craig Kensington
291 Racecourse Road, Kensington
03 8378 0500

Jellis Craig acknowledges and pays our respects to the Bunurong People, the Wadawurrung People, the Dja Dja Wurrung People and the Wurundjeri People as the Traditional Owners and original custodians of the lands on which Jellis Craig operates.

Data is current as of PDF generation date 01/05/2026

- 1 Property Data Online, updated quarterly for the past 12 months
- 2 Property Data Online, updated daily for the past 12 months
- 3 Property Data Online, updated daily for the past quarter
- 4 Jellis Craig's average inspection attendance per listing (houses) over the last 12 months, updated daily
- 5 2021 Australian Census
- 6 Property Data Online, updated daily

This publication contains data, analytics, statistics and other information supplied by PROPERTYDATAONLINE PTY LTD (PropertyData). The data provided in this publication is of a general nature and should not be construed as specific advice or relied upon in lieu of appropriate professional advice.

PropertyData relies upon data supplied by third parties and while the data is checked and reviewed, PropertyData does not warrant the accuracy or completeness of the information to the full extent permitted by the law and excludes all loss or damage howsoever arising (including through negligence) in connection with the data supplied by PropertyData. The State of Victoria owns the copyright in the Property Sales Data and reproduction of that data in any way without the consent of the State of Victoria will constitute a breach of the Copyright Act 1968 (cth). The State of Victoria does not warrant the accuracy or completeness of the Property Sales Data and any person using or relying upon such information does so on the basis that the State of Victoria accepts no responsibility or liability whatsoever for any errors, faults, defects or omissions in the information supplied.