



Balaclava

Suburb Report



Your connection to property insights



JellisCraig

BALACLAVA SUBURB REPORT

Median house price¹

Median

\$1.41m

Quarterly price change

4.44% ↑

Median unit price¹

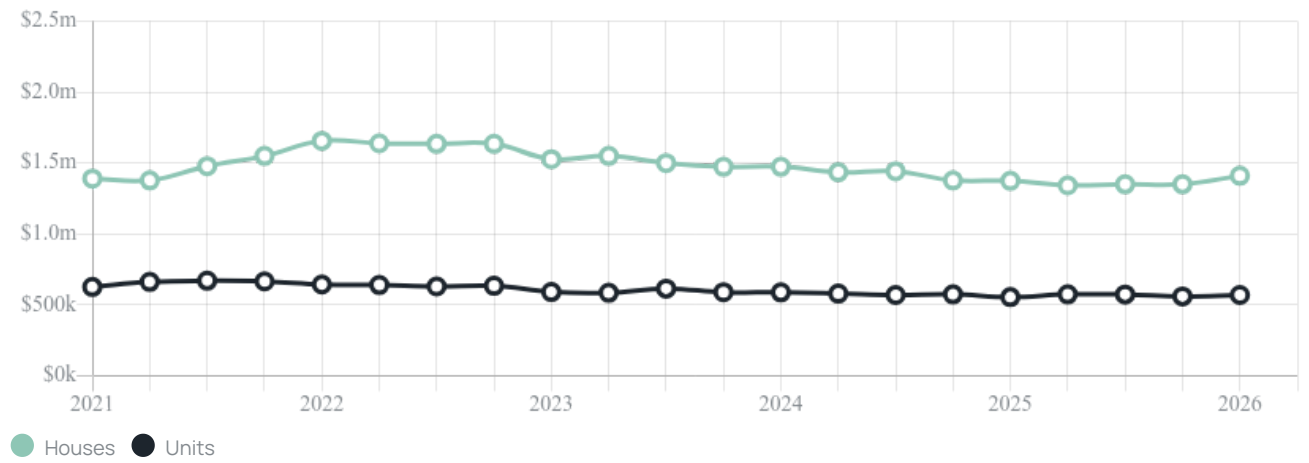
Median

\$570k

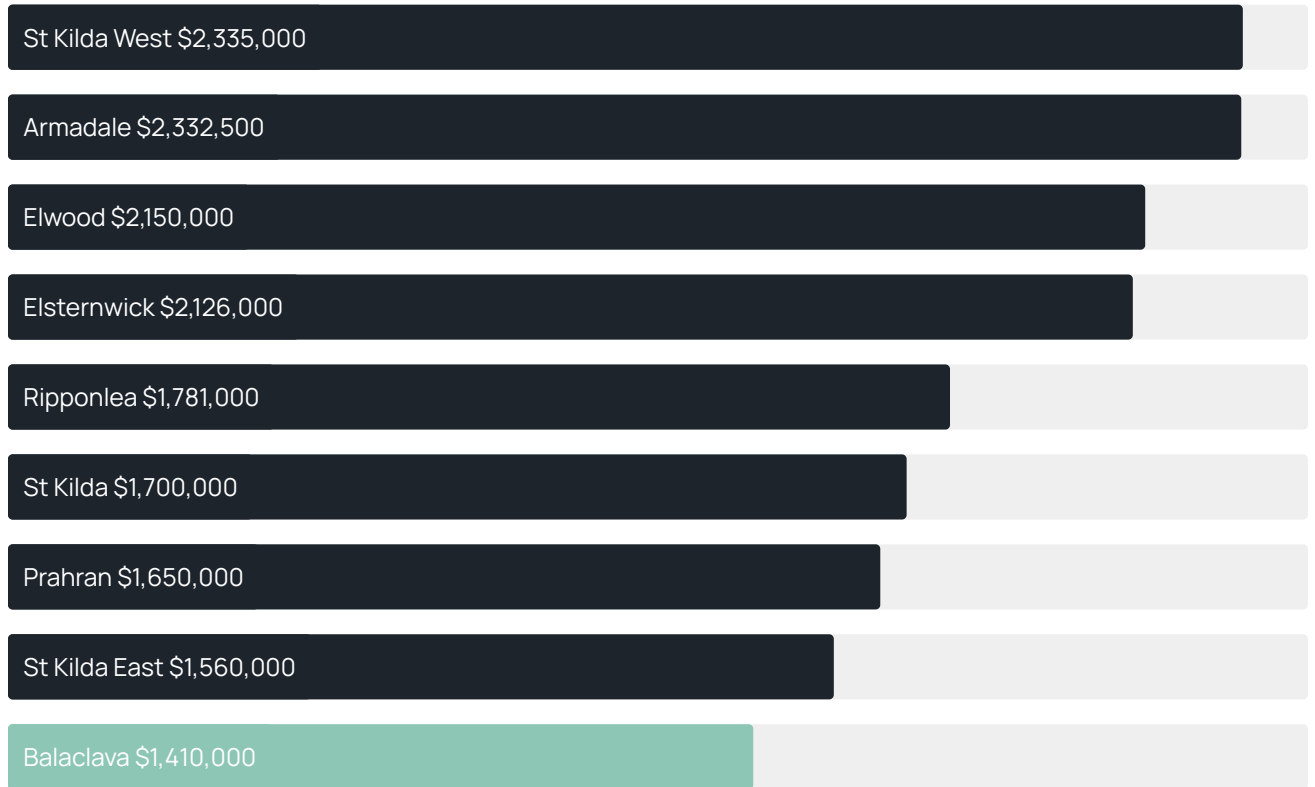
Quarterly price change

1.78% ↑

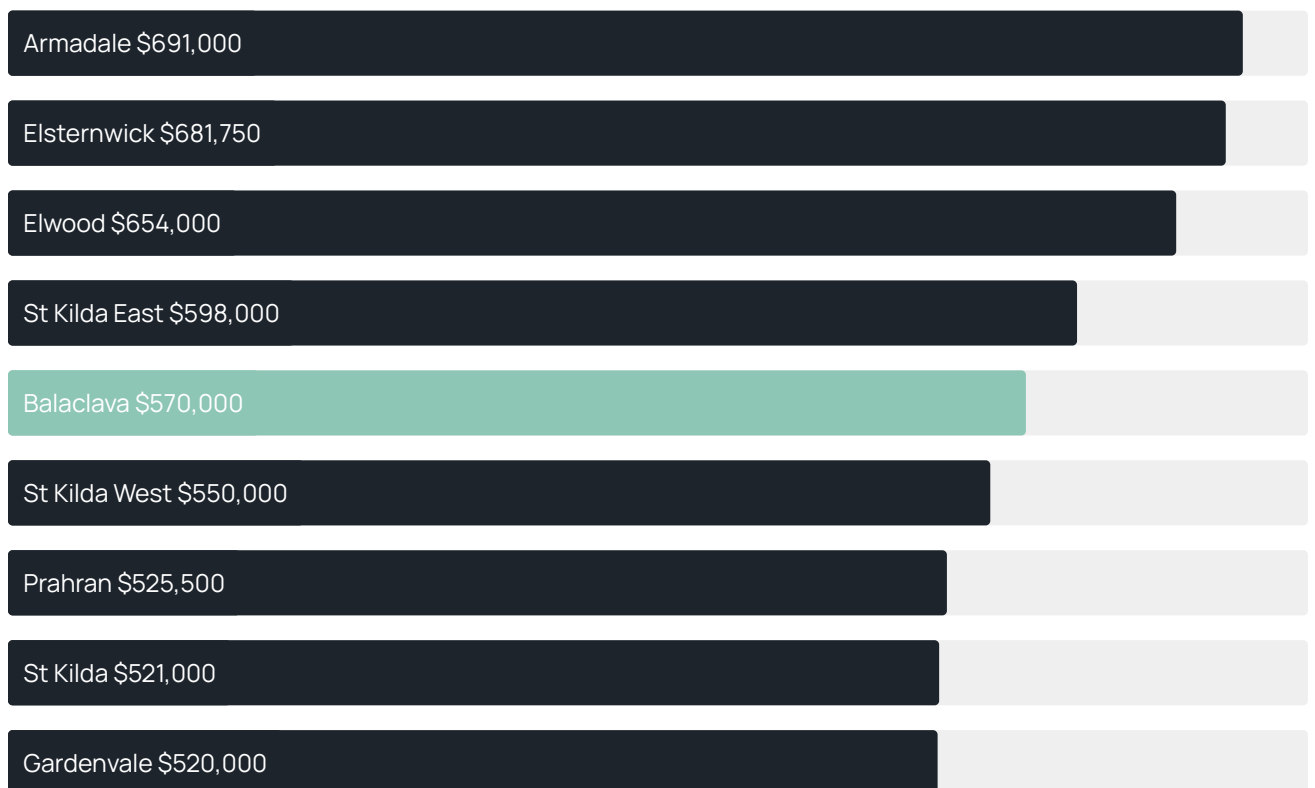
Quarterly price change¹



Median house price¹



Median unit price¹



Sale method²



- Auction 38%
- Private 62%

Auction clearance rate³

88.89%

Median days on market³

23 days

Jellis Craig average inspection attendance per listing⁴

23 groups

Average hold period¹

6.6 years

Dwelling type⁵



- Houses 17%
- Units 83%

Ownership⁵



- Owned outright 21%
- Mortgaged 33%
- Rented 45%

Population⁵

5,392

Median asking rent¹

\$888 per week

Population growth⁵

-0.07%

Rental yield¹

2.89%

Median age⁵

35 years











Median household size⁵

2 people











BALACLAVA SUBURB REPORT

Recent Balaclava sales











Discover a snapshot of the most recent results for this suburb, to view the full 12 months of sales history, please go to jellisraig.com.au/suburb-reports

Address	Bedrooms	Type	Price	Sold
 15/311 Carlisle St Balaclava	2	Apartment	\$725,000	10 Apr 2026
 12/114a Westbury Cl Balaclava	2	Apartment	\$855,500	09 Apr 2026
 52 Brunning St Balaclava	3	House	\$1,492,000	31 Mar 2026
 1/39 Gourlay St BALACLAVA	3	Unit	\$715,000	29 Mar 2026
 1/360 Carlisle St Balaclava	3	Apartment	\$910,000	23 Mar 2026
 3/27 Gourlay St Balaclava	1	Subdivided Flat - Single OYO Flat	\$425,000	06 Mar 2026
 9/19 Camden St Balaclava	2	Apartment	\$521,000	05 Mar 2026
 3/33 Elm Gr Balaclava	2	Apartment	\$600,000	01 Mar 2026
 12/20 Orange Gr Balaclava	2	Apartment	\$450,000	28 Feb 2026
 2/105 Grosvenor St Balaclava	2	Apartment	\$520,000	20 Feb 2026

BALACLAVA SUBURB REPORT

Address	Bedrooms	Type	Price	Sold
 1/23 Camden St Balaclava	2	Apartment	\$600,000	16 Feb 2026
 7/7 Nelson St Balaclava	2	Townhouse	\$1,080,000	14 Feb 2026
 12/317 Inkerman St Balaclava	1	Apartment	\$475,000	10 Feb 2026
 60 William St BALACLAVA	4	House	\$2,035,000	07 Feb 2026
 5/20 Carlisle Av Balaclava	2	Apartment	\$556,000	04 Feb 2026
 12/3 Balston St Balaclava	1	Apartment	\$315,000	03 Feb 2026
 14/82 Westbury St Balaclava	1	Apartment	\$365,000	03 Feb 2026
 1/26 The Avenue Balaclava	1	Subdivided Flat - Single OYO Flat	\$455,000	29 Jan 2026
 5/38 Elm Gr Balaclava	2	Apartment	\$520,000	29 Jan 2026
 22/84 Westbury St Balaclava	2	Apartment	\$785,000	28 Jan 2026

BALACLAVA SUBURB REPORT

Address	Bedrooms	Type	Price	Sold
 3/309 Carlisle St Balaclava	2	Apartment	\$790,000	22 Jan 2026
 7/33 Orange Gr Balaclava	1	Apartment	\$525,000	17 Jan 2026
 109/48 Blenheim St Balaclava	2	Apartment	\$542,500	13 Jan 2026
 48 Brighton Rd Balaclava	3	House	\$1,435,000	12 Jan 2026
 5/29 The Avenue Balaclava	2	Townhouse	\$950,000	02 Jan 2026
 1/111 Westbury St Balaclava	2	Apartment	\$545,000	27 Dec 2025
 1/72 Grosvenor St Balaclava	2	Apartment	\$446,000	22 Dec 2025
 108/43 The Avenue Balaclava	2	Subdivided Flat - Single OYO Flat	\$612,000	21 Dec 2025
 4/27 Gourlay St Balaclava	1	Subdivided Flat - Single OYO Flat	\$432,000	21 Dec 2025
 6/66-70 Grosvenor St Balaclava	2	Apartment	\$535,000	19 Dec 2025



Jellis Craig Elwood
90 Ormond Road, Elwood
9531 1245

Jellis Craig acknowledges and pays our respects to the Bunurong People, the Wadawurrung People, the Dja Dja Wurrung People and the Wurundjeri People as the Traditional Owners and original custodians of the lands on which Jellis Craig operates.

Data is current as of PDF generation date 01/05/2026

- 1 Property Data Online, updated quarterly for the past 12 months
- 2 Property Data Online, updated daily for the past 12 months
- 3 Property Data Online, updated daily for the past quarter
- 4 Jellis Craig's average inspection attendance per listing (houses) over the last 12 months, updated daily
- 5 2021 Australian Census
- 6 Property Data Online, updated daily

This publication contains data, analytics, statistics and other information supplied by PROPERTYDATAONLINE PTY LTD (PropertyData). The data provided in this publication is of a general nature and should not be construed as specific advice or relied upon in lieu of appropriate professional advice.

PropertyData relies upon data supplied by third parties and while the data is checked and reviewed, PropertyData does not warrant the accuracy or completeness of the information to the full extent permitted by the law and excludes all loss or damage howsoever arising (including through negligence) in connection with the data supplied by PropertyData. The State of Victoria owns the copyright in the Property Sales Data and reproduction of that data in any way without the consent of the State of Victoria will constitute a breach of the Copyright Act 1968 (cth). The State of Victoria does not warrant the accuracy or completeness of the Property Sales Data and any person using or relying upon such information does so on the basis that the State of Victoria accepts no responsibility or liability whatsoever for any errors, faults, defects or omissions in the information supplied.