



Ballarat East

# Suburb Report



Your connection to property insights



**JellisCraig**

BALLARAT EAST SUBURB REPORT

Median house price<sup>1</sup>

Median

\$520k

Quarterly price change

5.58% ↑

Median unit price<sup>1</sup>

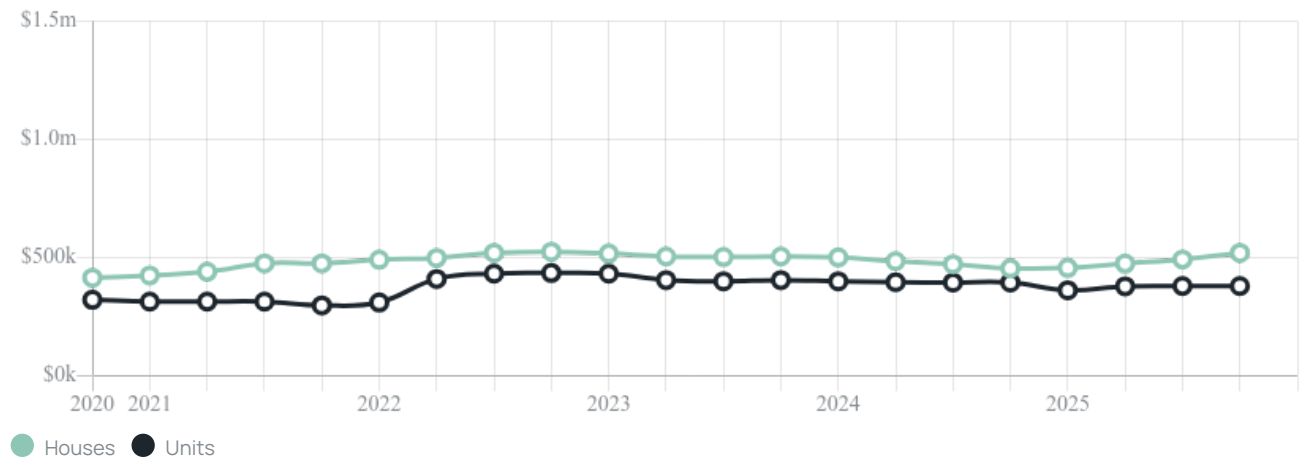
Median

\$380k

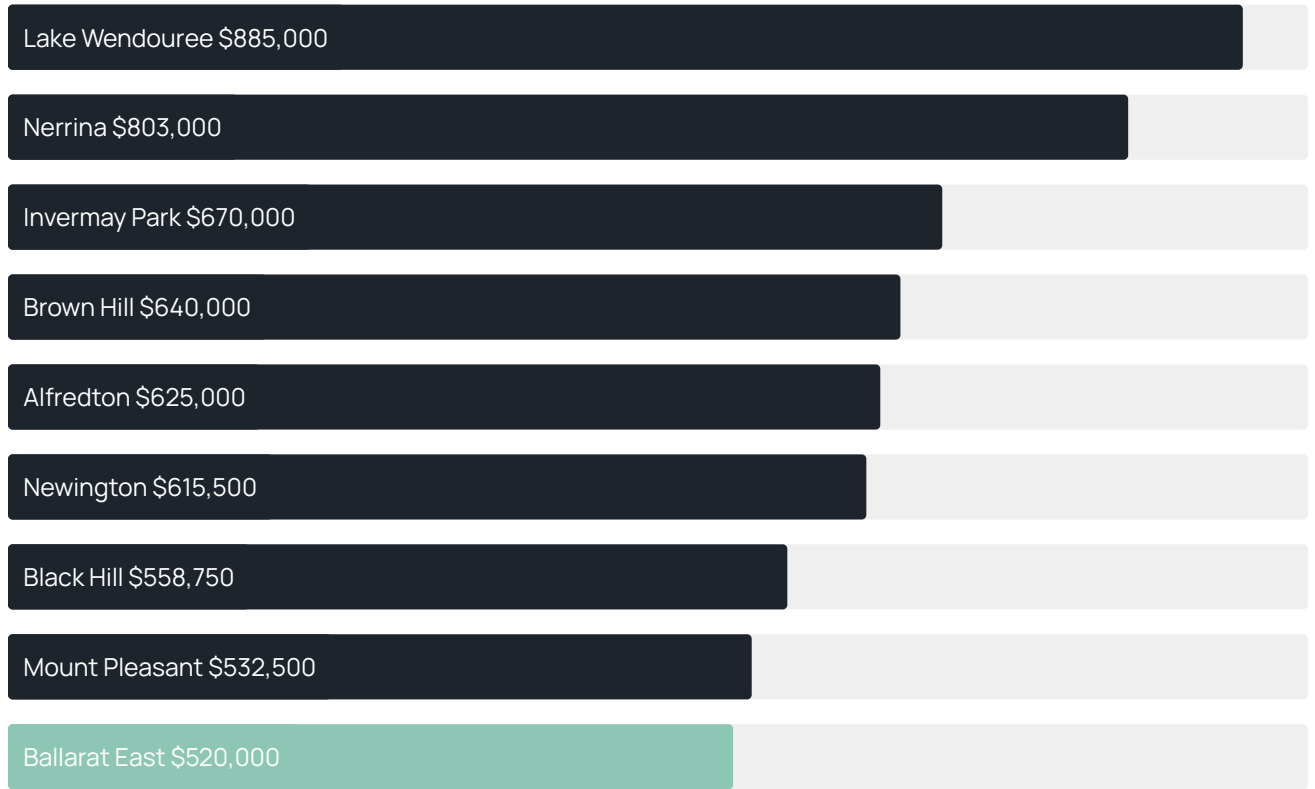
Quarterly price change

0.00% ↓


Quarterly price change<sup>1</sup>



### Median house price<sup>1</sup>



### Median unit price<sup>1</sup>



Sale method<sup>2</sup>



● Auction 11%  
● Private 89%

Auction clearance rate<sup>3</sup>

75%

Median days on market<sup>3</sup>

25 days

Average hold period<sup>1</sup>

5.2 years

Dwelling type<sup>5</sup>



● Houses 89% ● Units 11%

Ownership<sup>5</sup>



● Owned outright 36% ● Mortgaged 28% ● Rented 36%

Population<sup>5</sup>

5,937

Median asking rent<sup>1</sup>

\$400 per week

Population growth<sup>5</sup>

5.58%

Rental yield<sup>1</sup>

4.29%

Median age<sup>5</sup>

43 years











Median household size<sup>5</sup>

2.1 people











BALLARAT EAST SUBURB REPORT

## Recent Ballarat East sales











Discover a snapshot of the most recent results for this suburb, to view the full 12 months of sales history, please go to [jellisCraig.com.au/suburb-reports](https://jellisCraig.com.au/suburb-reports)

Address	Bedrooms	Type	Price	Sold
 42 Hopetoun St Ballarat East	1	House	\$380,000	28 Mar 2026
 3 Gordon St Ballarat East	3	House	\$569,000	21 Mar 2026
 9 Hunt St Ballarat East	3	House	\$700,000	20 Mar 2026
 420 Finch St Ballarat East	3	House	\$505,000	11 Mar 2026
 3 Nunn St Ballarat East	3	House	\$510,000	06 Mar 2026
 707 Wilson St Ballarat East	3	House	\$570,000	05 Mar 2026
 7 Gray St Ballarat East	3	House	\$618,500	04 Mar 2026
 40 Victoria St Ballarat East	3	House	\$560,000	02 Mar 2026
 14 Millicent Pl Ballarat East	3	House	\$540,000	20 Feb 2026
 4 Otway St.S BALLARAT EAST	3	House	\$685,000	19 Feb 2026

## BALLARAT EAST SUBURB REPORT

Address	Bedrooms	Type	Price	Sold
 24 East St.N Ballarat East	3	House	\$515,000	18 Feb 2026
 8 Otway St Ballarat East	5	House	\$550,000	16 Feb 2026
 302 Nicholson St Ballarat East	3	House	\$540,000	14 Feb 2026
 7 Stockade St Ballarat East	4	House	\$630,000	11 Feb 2026
 6/28 Gent St Ballarat East	1	Unit	\$260,000	11 Feb 2026
 22 Catalina Ct Ballarat East	4	House	\$615,000	10 Feb 2026
 167 Scott Pde Ballarat East	3	House	\$610,000	07 Feb 2026
 88 Humffray St.N Ballarat East	3	House	\$570,000	06 Feb 2026
 4/319 Kline St Ballarat East	2	Flat/Unit/Apartment	\$414,000	06 Feb 2026
 7 Newman St Ballarat East	3	House	\$485,000	05 Feb 2026

## BALLARAT EAST SUBURB REPORT

Address	Bedrooms	Type	Price	Sold
 5 ALTIERI PI BALLARAT EAST	4	House	\$671,000	04 Feb 2026
 21 Rebellion Pl Ballarat East	3	House	\$470,000	28 Jan 2026
 1/104 Eureka St Ballarat East	2	Unit	\$400,000	28 Jan 2026
 1/16A Glazebrook St Ballarat East	3	House	\$655,000	22 Jan 2026
 309 York St BALLARAT EAST	2	House	\$440,000	08 Jan 2026
 236 Kline St Ballarat East	3	House	\$545,000	08 Jan 2026
 11 Morres St Ballarat East	4	House	\$700,000	06 Jan 2026
 46 Frances Cr Ballarat East	3	House	\$330,000	26 Dec 2025
 17 Barkly St BALLARAT EAST	3	House	\$640,000	23 Dec 2025
 263 Victoria St Ballarat East	3	House	\$585,000	22 Dec 2025



**Jellis Craig Ballarat**  
1211 Sturt Street, Ballarat  
03 5329 2500

Jellis Craig acknowledges and pays our respects to the Bunurong People, the Wadawurrung People, the Dja Dja Wurrung People and the Wurundjeri People as the Traditional Owners and original custodians of the lands on which Jellis Craig operates.

---

Data is current as of PDF generation date 01/04/2026

- 1 Property Data Online, updated quarterly for the past 12 months
- 2 Property Data Online, updated daily for the past 12 months
- 3 Property Data Online, updated daily for the past quarter
- 4 Jellis Craig's average inspection attendance per listing (houses) over the last 12 months, updated daily
- 5 2021 Australian Census
- 6 Property Data Online, updated daily

This publication contains data, analytics, statistics and other information supplied by PROPERTYDATAONLINE PTY LTD (PropertyData). The data provided in this publication is of a general nature and should not be construed as specific advice or relied upon in lieu of appropriate professional advice.

PropertyData relies upon data supplied by third parties and while the data is checked and reviewed, PropertyData does not warrant the accuracy or completeness of the information to the full extent permitted by the law and excludes all loss or damage howsoever arising (including through negligence) in connection with the data supplied by PropertyData. The State of Victoria owns the copyright in the Property Sales Data and reproduction of that data in any way without the consent of the State of Victoria will constitute a breach of the Copyright Act 1968 (cth). The State of Victoria does not warrant the accuracy or completeness of the Property Sales Data and any person using or relying upon such information does so on the basis that the State of Victoria accepts no responsibility or liability whatsoever for any errors, faults, defects or omissions in the information supplied.