

JellisCraig

BALLARAT EAST

Suburb Report

Know your neighbourhood.



BALLARAT EAST SUBURB REPORT

Median House Price*

Median

\$481k

Quarterly Price Change

1.15% ↑

Median Unit Price*

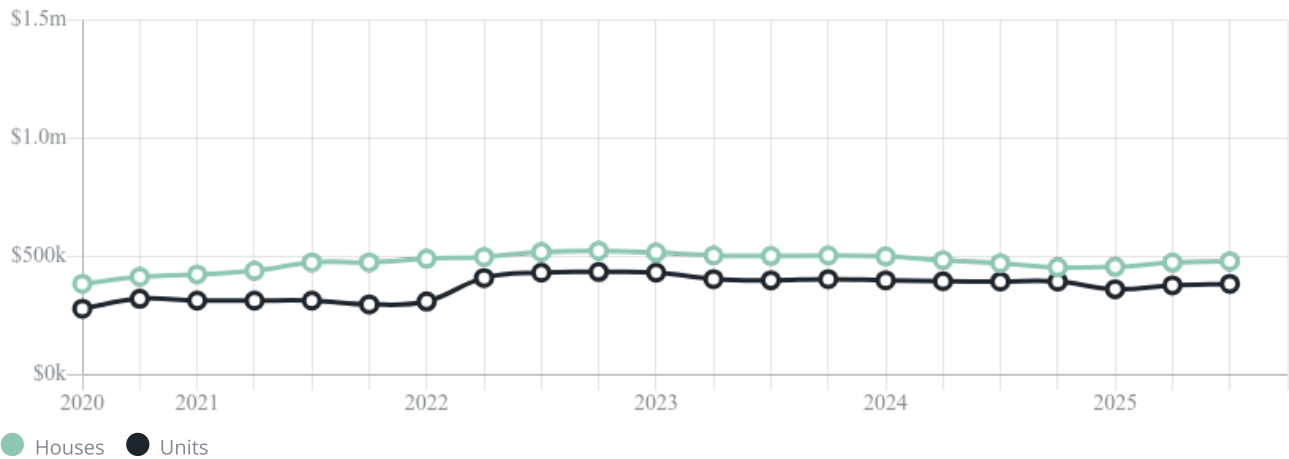
Median

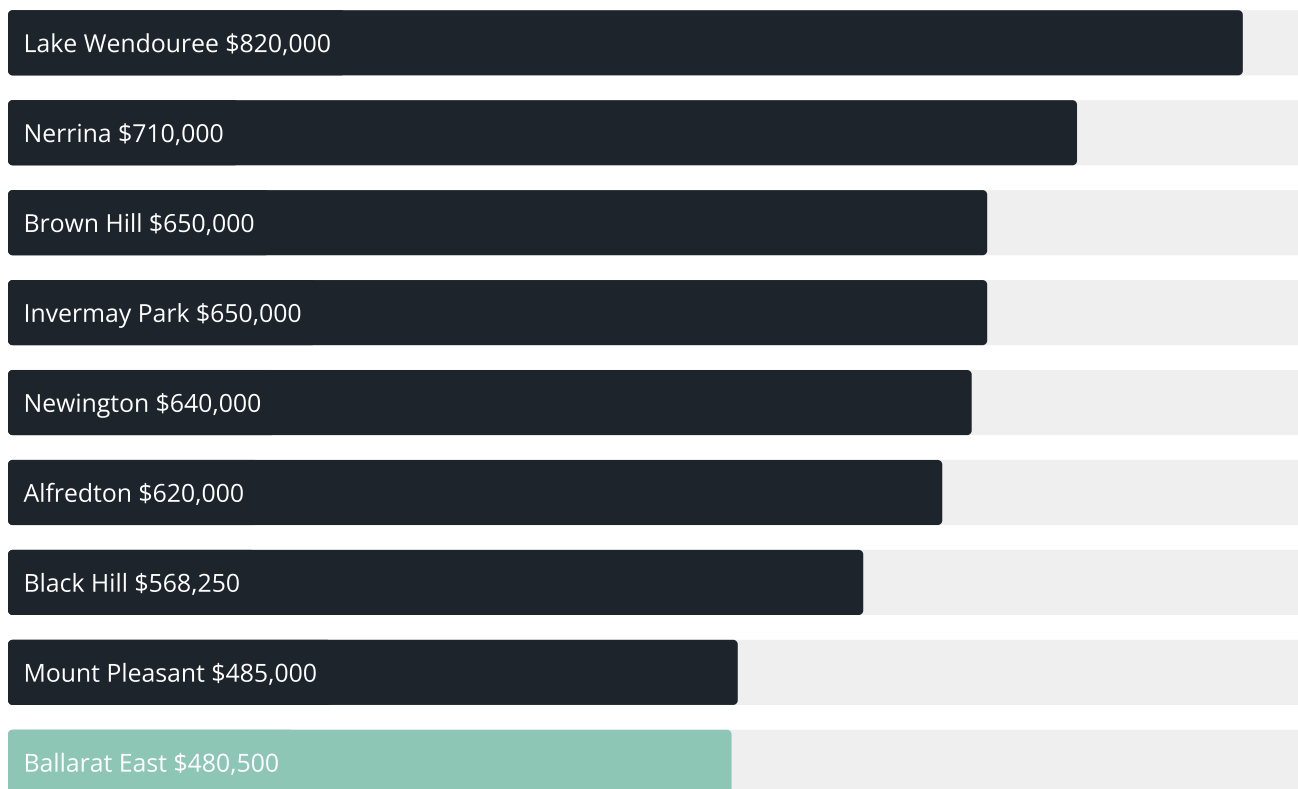
\$385k

Quarterly Price Change

1.78% ↑

Quarterly Price Change*



Median House Sale Price^{*}Median Unit Sale Price^{*}

BALLARAT EAST SUBURB REPORT

Sale Method*



Auction 5%

Private 95%

Auction Clearance Rate*

100%

Median Days on Market^

27 days

Average Hold Period*

5.2 years

Dwelling Type^



Houses 89%

Units 11%

Ownership^



Owned Outright 36%

Mortgaged 28%

Rented 36%

Population^

5,937

Median Asking Rent per week*

\$400

Population Growth^

5.58%

Rental Yield*

4.29%

Median Age^











43 years

Median Household Size^











2.1 people

BALLARAT EAST SUBURB REPORT











Discover a snapshot of the most recent results for this suburb, to view the full 12 months of sales history, please go to jellisraig.com.au/suburbinsights

Address	Bedrooms	Type	Price	Sold
 188 Victoria St Ballarat East	3	House	\$741,000	29 Nov 2025
 1/5 Kenny St Ballarat East	3	House	\$420,000	26 Nov 2025
 13 Hunt St Ballarat East	2	House	\$400,000	20 Nov 2025
 48 Hopetoun St Ballarat East	2	House	\$390,000	11 Nov 2025
 121 Humffray St.N Ballarat East	3	House	\$540,000	10 Nov 2025
 7 Castle Ct BALLARAT EAST	3	House	\$603,000	07 Nov 2025
 62 King St.S Ballarat East	2	House	\$448,333	05 Nov 2025
 51 Otway St Ballarat East	3	House	\$520,000	24 Oct 2025
 18 Otway St.S Ballarat East	3	House	\$610,000	22 Oct 2025
 24 Rebellion Pl Ballarat East	3	Townhouse	\$465,000	21 Oct 2025

BALLARAT EAST SUBURB REPORT

Address	Bedrooms	Type	Price	Sold
 324 Fussell St Ballarat East	4	House	\$904,000	17 Oct 2025
 141 Humffray St.N Ballarat East	4	House	\$1,180,000	16 Oct 2025
 25 Rebellion Pl Ballarat East	3	House	\$465,000	13 Oct 2025
 702 Eureka St Ballarat East	4	House	\$750,000	12 Oct 2025
 1/711 Eureka St BALLARAT EAST	2	Unit	\$430,000	11 Oct 2025
 4/114 Joseph St Ballarat East	3	Townhouse	\$400,000	03 Oct 2025
 26 Otway St.S BALLARAT EAST	2	House	\$405,000	30 Sep 2025
 26 Otway St Ballarat East	3	House	\$430,000	30 Sep 2025
 165 Humffray St.N Ballarat East	3	House	\$510,000	30 Sep 2025
 704 Eureka St Ballarat East	3	House	\$575,000	29 Sep 2025

BALLARAT EAST SUBURB REPORT

Address	Bedrooms	Type	Price	Sold
 116 Eureka St Ballarat East	3	House	\$576,000	25 Sep 2025
 1/244 York St BALLARAT EAST	2	Unit	\$430,000	24 Sep 2025
 5 Nathanael Pl Ballarat East	3	House	\$570,000	24 Sep 2025
 246 Victoria St Ballarat East	3	House	\$700,000	23 Sep 2025
 18 Hopetoun St Ballarat East	3	House	\$515,000	20 Sep 2025
 102a Johns St Ballarat East	3	House	\$545,000	19 Sep 2025
 215 York St Ballarat East	3	House	\$435,000	16 Sep 2025
 5/221 York St Ballarat East	2	Unit	\$380,000	16 Sep 2025
 21A Ford St Ballarat East	2	House	\$405,000	15 Sep 2025
 14 Millicent Pl Ballarat East	3	House	\$540,000	15 Sep 2025



Ballarat Office
1211 Sturt Street, Ballarat
03 5329 2500

jellisraig.com.au

Data is current as of PDF generation date 01/12/2025

* Updated Quarterly for the past 12 months

^ Updated daily for the past quarter

~ Updated daily: 33 recent results.

This publication contains data, analytics, statistics and other information supplied by PROPERTYDATAONLINE PTY LTD (PropertyData). The data provided in this publication is of a general nature and should not be construed as specific advice or relied upon in lieu of appropriate professional advice.

PropertyData relies upon data supplied by third parties and while the data is checked and reviewed, PropertyData does not warrant the accuracy or completeness of the information to the full extent permitted by the law and excludes all loss or damage howsoever arising (including through negligence) in connection with the data supplied by PropertyData. The State of Victoria owns the copyright in the Property Sales Data and reproduction of that data in any way without the consent of the State of Victoria will constitute a breach of the Copyright Act 1968 (cth). The State of Victoria does not warrant the accuracy or completeness of the Property Sales Data and any person using or relying upon such information does so on the basis that the State of Victoria accepts no responsibility or liability whatsoever for any errors, faults, defects or omissions in the information supplied.