



Ballarat East

Suburb Report



Your connection to property insights



JellisCraig

BALLARAT EAST SUBURB REPORT

Median house price¹

Median

\$481k

Quarterly price change

1.15% ↑

Median unit price¹

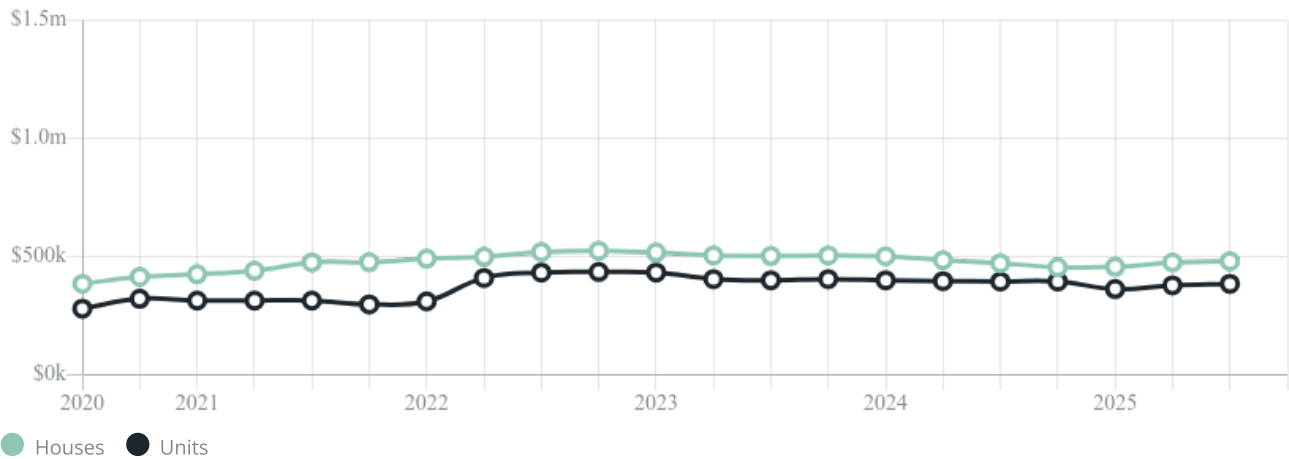
Median

\$385k

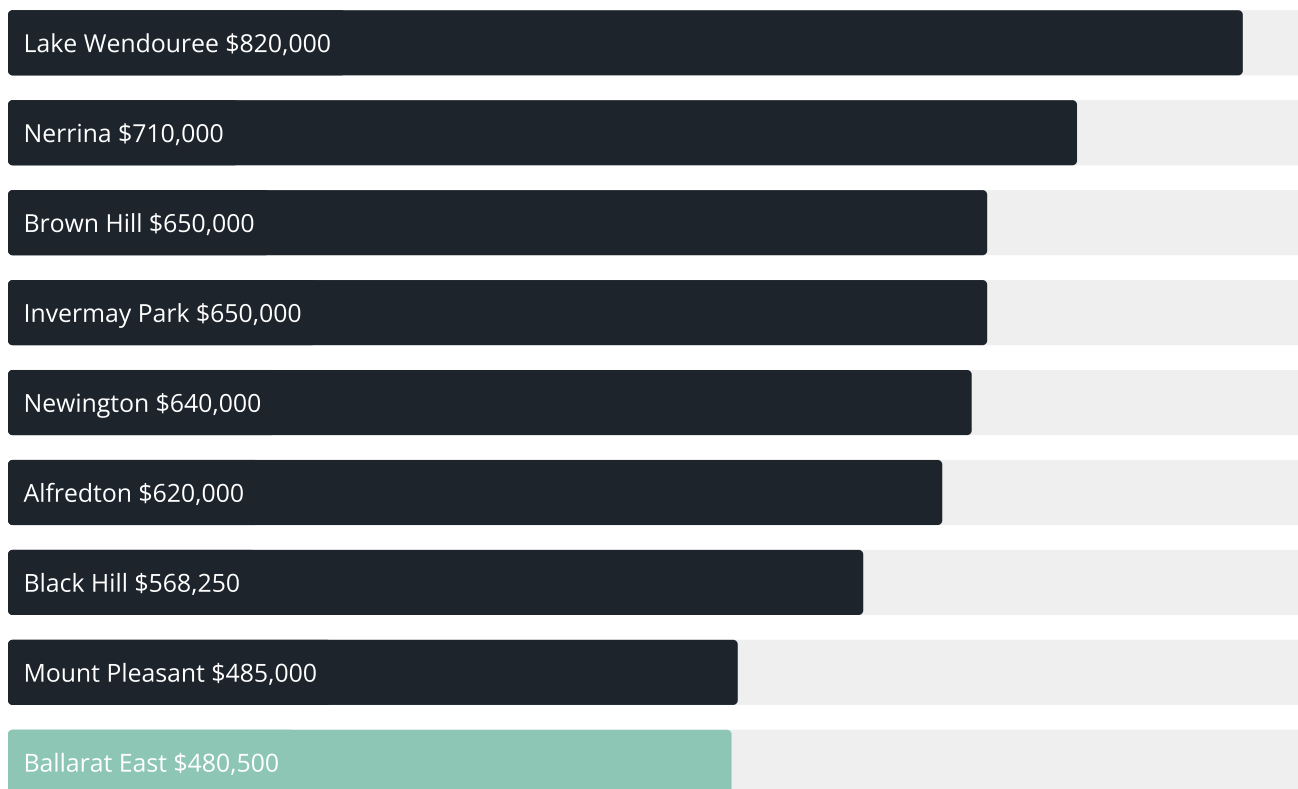
Quarterly price change

1.78% ↑

Quarterly price change¹



BALLARAT EAST SUBURB REPORT

Median house price¹Median unit price¹

Sale method²

● Auction 5%
● Private 95%

Auction clearance rate³

50%

Median days on market³

50 days

Average hold period¹

5.2 years

Dwelling type⁵

● Houses 89% ● Units 11%

Ownership⁵

● Owned outright 36% ● Mortgaged 28% ● Rented 36%

Population⁵

5,937

Median asking rent¹

\$400 per week

Population growth⁵

5.58%

Rental yield¹

4.29%

Median age⁵

43 years











Median household size⁵

2.1 people











BALLARAT EAST SUBURB REPORT

Recent Ballarat East sales











Discover a snapshot of the most recent results for this suburb, to view the full 12 months of sales history, please go to jellisecraig.com.au/suburb-reports

Address	Bedrooms	Type	Price	Sold
 309 York St BALLARAT EAST	2	House	\$440,000	08 Jan 2026
 2/107a Larter St Ballarat East	2	Unit	\$430,000	05 Jan 2026
 263 Victoria St Ballarat East	3	House	\$585,000	22 Dec 2025
 9/11 Caselli St Ballarat East	3	House	\$663,888	16 Dec 2025
 2 Altieri Pl Ballarat East	3	House	\$631,000	12 Dec 2025
 4/45 Otway St Ballarat East	1	Unit	\$300,000	12 Dec 2025
 34 Rowe St Ballarat East	3	House	\$675,000	09 Dec 2025
 287 Humffray St.N Ballarat East	3	House	\$685,000	08 Dec 2025
 302 Eureka St Ballarat East	0	Land	\$180,000	05 Dec 2025
 18 Millicent Pl Ballarat East	3	Flat/Unit/Apartment	\$410,000	05 Dec 2025

BALLARAT EAST SUBURB REPORT

Address	Bedrooms	Type	Price	Sold
 221 Scott Pde Ballarat East	4	House	\$642,500	04 Dec 2025
 188 Victoria St Ballarat East	3	House	\$741,000	29 Nov 2025
 141 Eureka St Ballarat East	3	House	\$470,000	26 Nov 2025
 1/5 Kenny St Ballarat East	3	House	\$420,000	26 Nov 2025
 10 OLIVER St BALLARAT EAST	3	House	\$390,000	21 Nov 2025
 13 Hunt St Ballarat East	2	House	\$400,000	20 Nov 2025
 803 Eureka St BALLARAT EAST	3	House	\$645,000	19 Nov 2025
 240a Victoria St Ballarat East	3	Flat/Unit/Apartment	\$515,000	12 Nov 2025
 9/14 Stawell St Ballarat East	2	Flat/Unit/Apartment	\$360,000	12 Nov 2025
 48 Hopetoun St Ballarat East	2	House	\$390,000	11 Nov 2025

BALLARAT EAST SUBURB REPORT

Address	Bedrooms	Type	Price	Sold
 121 Humffray St.N Ballarat East	3	House	\$540,000	10 Nov 2025
 7 Castle Ct BALLARAT EAST	3	House	\$603,000	07 Nov 2025
 62 King St.S Ballarat East	2	House	\$448,333	05 Nov 2025
 7 Rosie Pl Ballarat East	2	House	\$470,000	05 Nov 2025
 31 Miners Cr Ballarat East	2	House	\$480,000	29 Oct 2025
 23 Glazebrook St Ballarat East	2	House	\$498,100	27 Oct 2025
 2/512 York St Ballarat East	2	Unit	\$310,000	25 Oct 2025
 51 Otway St Ballarat East	3	House	\$520,000	24 Oct 2025
 18 Otway St.S Ballarat East	3	House	\$610,000	22 Oct 2025
 24 Rebellion Pl Ballarat East	3	Townhouse	\$465,000	21 Oct 2025



Jellis Craig Ballarat
1211 Sturt Street, Ballarat
03 5329 2500

Jellis Craig acknowledges and pays our respects to the Bunurong People, the Wadawurrung People, the Dja Dja Wurrung People and the Wurundjeri People as the Traditional Owners and original custodians of the lands on which Jellis Craig operates.

Data is current as of PDF generation date 08/01/2026

- 1 Property Data Online, updated quarterly for the past 12 months
- 2 Property Data Online, updated daily for the past 12 months
- 3 Property Data Online, updated daily for the past quarter
- 4 Jellis Craig's average inspection attendance per listing (houses) over the last 12 months, updated daily
- 5 2021 Australian Census
- 6 Property Data Online, updated daily

This publication contains data, analytics, statistics and other information supplied by PROPERTYDATAONLINE PTY LTD (PropertyData). The data provided in this publication is of a general nature and should not be construed as specific advice or relied upon in lieu of appropriate professional advice.

PropertyData relies upon data supplied by third parties and while the data is checked and reviewed, PropertyData does not warrant the accuracy or completeness of the information to the full extent permitted by the law and excludes all loss or damage howsoever arising (including through negligence) in connection with the data supplied by PropertyData. The State of Victoria owns the copyright in the Property Sales Data and reproduction of that data in any way without the consent of the State of Victoria will constitute a breach of the Copyright Act 1968 (cth). The State of Victoria does not warrant the accuracy or completeness of the Property Sales Data and any person using or relying upon such information does so on the basis that the State of Victoria accepts no responsibility or liability whatsoever for any errors, faults, defects or omissions in the information supplied.