



Ballarat East

Suburb Report



Your connection to property insights



JellisCraig

BALLARAT EAST SUBURB REPORT

Median house price¹

Median

\$545k

Quarterly price change

2.83% ↑

Median unit price¹

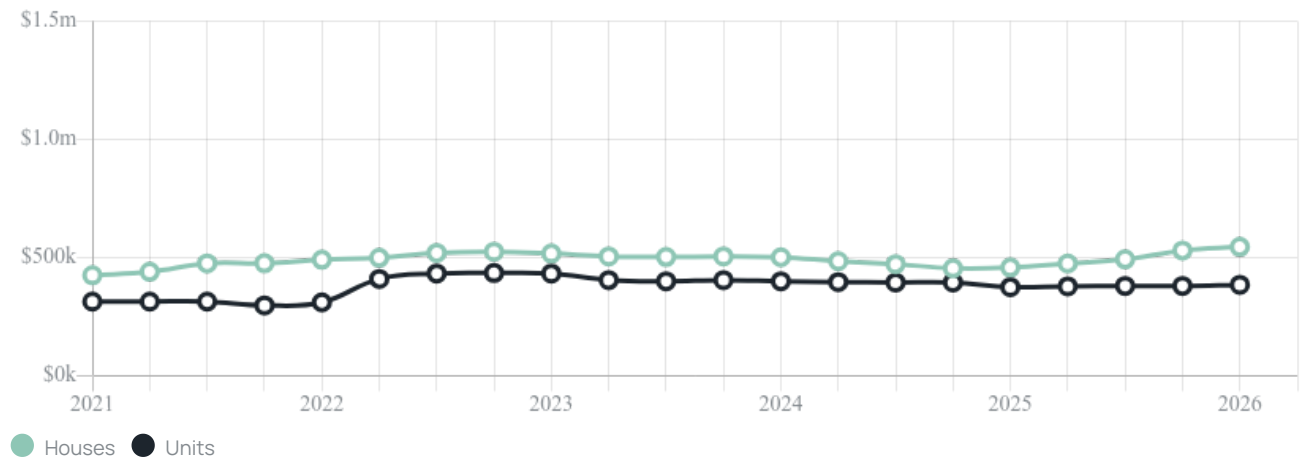
Median

\$385k

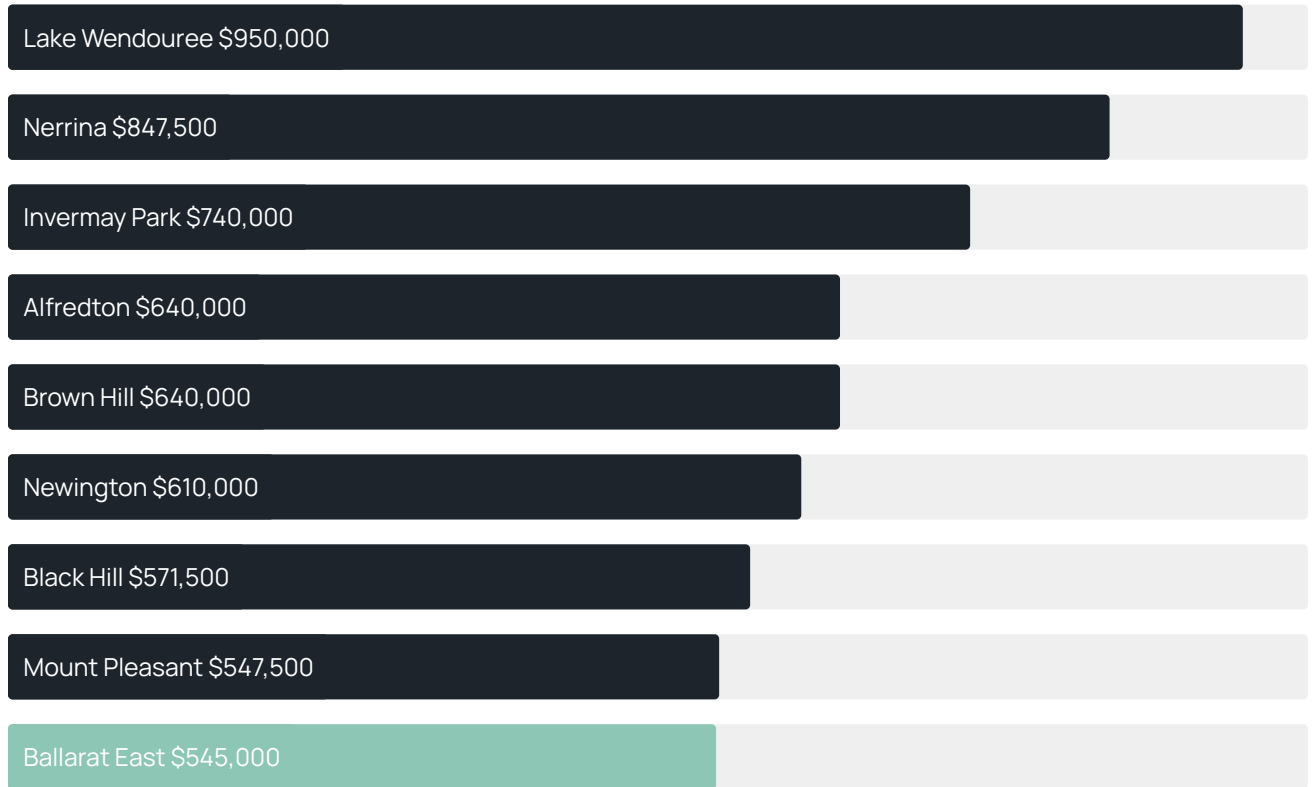
Quarterly price change

1.38% ↑

Quarterly price change¹



Median house price¹



Median unit price¹



Sale method²



● Auction 2%
● Private 98%

Median days on market³

42 days

Average hold period¹

5.2 years

Dwelling type⁵



● Houses 89% ● Units 11%

Ownership⁵



● Owned outright 36% ● Mortgaged 28% ● Rented 36%

Population⁵

5,937

Median asking rent¹

\$420 per week

Population growth⁵

5.58%

Rental yield¹

4.29%

Median age⁵

43 years











Median household size⁵

2.1 people











BALLARAT EAST SUBURB REPORT

Recent Ballarat East sales











Discover a snapshot of the most recent results for this suburb, to view the full 12 months of sales history, please go to jellisraig.com.au/suburb-reports

Address	Bedrooms	Type	Price	Sold
 133 Scott Pde Ballarat East	3	House	\$622,000	16 Jun 2026
 7/11 Caselli St Ballarat East	3	Townhouse	\$650,000	03 Jun 2026
 413 Finch St Ballarat East	3	House	\$515,000	03 Jun 2026
 175 Scott Pde BALLARAT EAST	3	House	\$550,000	02 Jun 2026
 19b Glazebrook St Ballarat East	3	House	\$525,000	22 May 2026
 6 Miners Cr Ballarat East	2	House	\$505,000	22 May 2026
 1/160 Humffray St.N Ballarat East	2	House	\$320,000	21 May 2026
 210 Nelson St Ballarat East	2	House	\$250,000	19 May 2026
 7 East St.S BALLARAT EAST	2	House	\$516,000	18 May 2026
 4 Miners Cr Ballarat East	3	House	\$580,000	14 May 2026

BALLARAT EAST SUBURB REPORT

Address	Bedrooms	Type	Price	Sold
 17 Rice St Ballarat East	3	House	\$630,000	14 May 2026
 8 Miners Cr Ballarat East	2	House	\$505,000	12 May 2026
 11 East St.S Ballarat East	3	House	\$570,000	11 May 2026
 5a Corbett St Ballarat East	3	House	\$445,000	11 May 2026
 8 Catalina Ct Ballarat East	3	House	\$549,000	09 May 2026
 7 East St Ballarat East	2	House	\$516,000	08 May 2026
 97 Stawell St.N Ballarat East	3	House	\$646,000	06 May 2026
 4 Queen St.S BALLARAT EAST	3	House	\$625,000	06 May 2026
 4 Queen St Ballarat East	3	House	\$625,000	06 May 2026
 108 Newman St Ballarat East	3	House	\$480,000	05 May 2026

BALLARAT EAST SUBURB REPORT

Address	Bedrooms	Type	Price	Sold
 29 Caselli St Ballarat East	4	House	\$760,000	30 Apr 2026
 13 Millicent Pl Ballarat East	2	House	\$440,000	29 Apr 2026
 6 Steffen Cl Ballarat East	3	House	\$700,000	22 Apr 2026
 23 Lovenear Gr Ballarat East	3	House	\$575,000	21 Apr 2026
 397 Morres St Ballarat East	2	House	\$460,000	21 Apr 2026
 14 East St.N BALLARAT EAST	3	Townhouse	\$535,000	21 Apr 2026
 619 Wilson St BALLARAT EAST	4	House	\$523,000	20 Apr 2026
 101 Nelson St Ballarat East	2	House	\$430,000	17 Apr 2026
 203 Nelson St Ballarat East	3	House	\$515,000	15 Apr 2026
 721 Wilson St Ballarat East	4	House	\$770,000	13 Apr 2026



Jellis Craig Ballarat
1211 Sturt Street, Ballarat
03 5329 2500

Jellis Craig acknowledges and pays our respects to the Bunurong People, the Wadawurrung People, the Dja Dja Wurrung People and the Wurundjeri People as the Traditional Owners and original custodians of the lands on which Jellis Craig operates.

Data is current as of PDF generation date 01/07/2026

- 1 Property Data Online, updated quarterly for the past 12 months
- 2 Property Data Online, updated daily for the past 12 months
- 3 Property Data Online, updated daily for the past quarter
- 4 Jellis Craig's average inspection attendance per listing (houses) over the last 12 months, updated daily
- 5 2021 Australian Census
- 6 Property Data Online, updated daily

This publication contains data, analytics, statistics and other information supplied by PROPERTYDATAONLINE PTY LTD (PropertyData). The data provided in this publication is of a general nature and should not be construed as specific advice or relied upon in lieu of appropriate professional advice.

PropertyData relies upon data supplied by third parties and while the data is checked and reviewed, PropertyData does not warrant the accuracy or completeness of the information to the full extent permitted by the law and excludes all loss or damage howsoever arising (including through negligence) in connection with the data supplied by PropertyData. The State of Victoria owns the copyright in the Property Sales Data and reproduction of that data in any way without the consent of the State of Victoria will constitute a breach of the Copyright Act 1968 (cth). The State of Victoria does not warrant the accuracy or completeness of the Property Sales Data and any person using or relying upon such information does so on the basis that the State of Victoria accepts no responsibility or liability whatsoever for any errors, faults, defects or omissions in the information supplied.