



Ballarat East

# Suburb Report



Your connection to property insights



**JellisCraig**

BALLARAT EAST SUBURB REPORT

Median house price<sup>1</sup>

Median

\$545k

Quarterly price change

2.83% ↑

Median unit price<sup>1</sup>

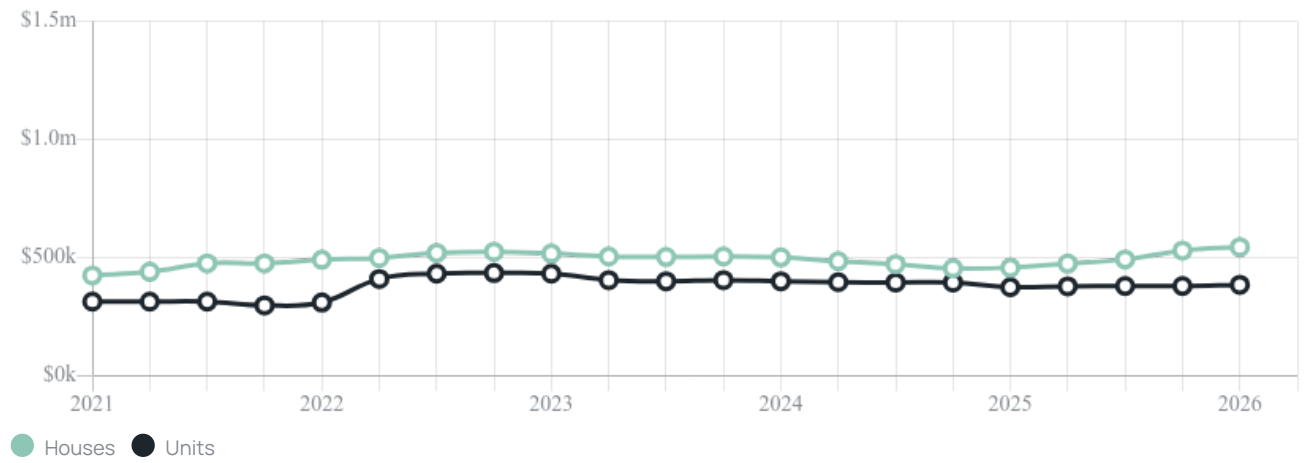
Median

\$385k

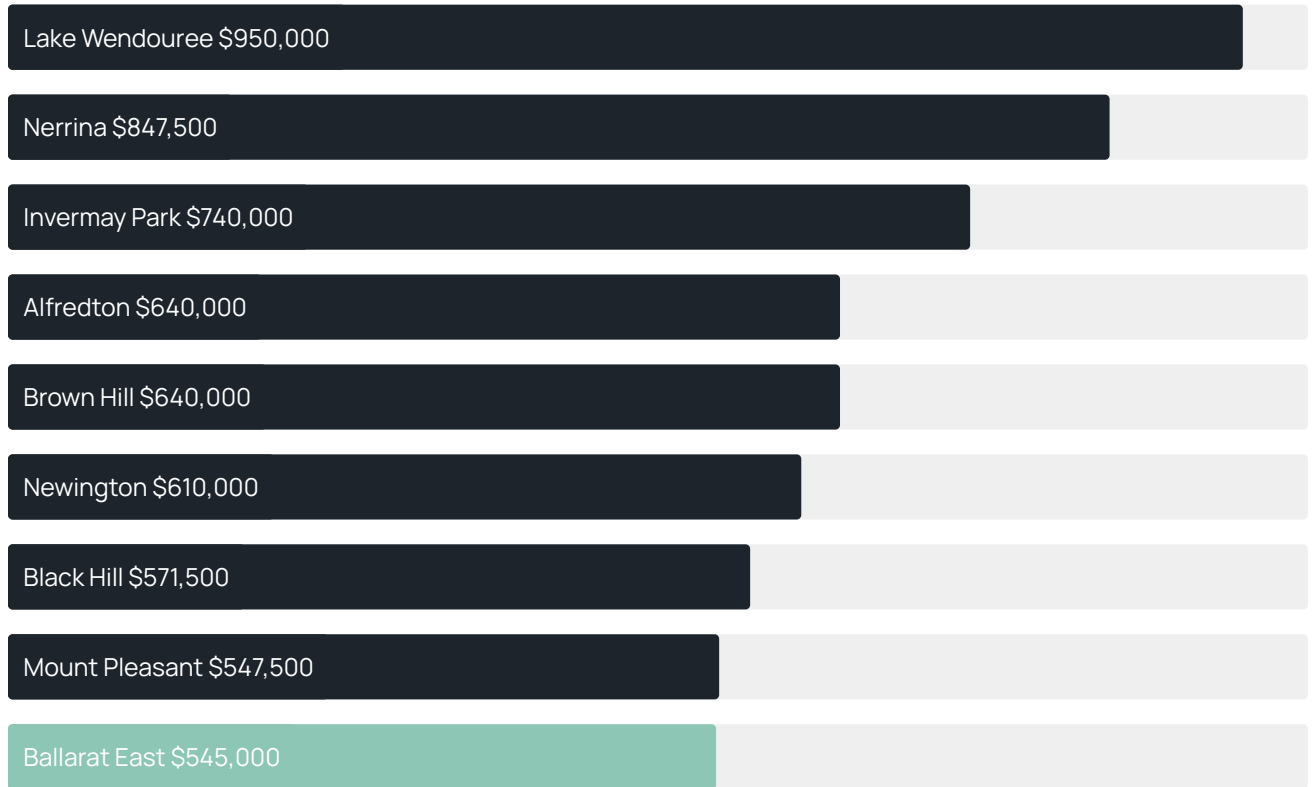
Quarterly price change

1.38% ↑

Quarterly price change<sup>1</sup>



### Median house price<sup>1</sup>



### Median unit price<sup>1</sup>



Sale method<sup>2</sup>



● Auction 6%  
● Private 94%

Auction clearance rate<sup>3</sup>

66.67%

Median days on market<sup>3</sup>

33 days

Average hold period<sup>1</sup>

5.2 years

Dwelling type<sup>5</sup>



● Houses 89% ● Units 11%

Ownership<sup>5</sup>



● Owned outright 36% ● Mortgaged 28% ● Rented 36%

Population<sup>5</sup>

5,937

Median asking rent<sup>1</sup>

\$420 per week

Population growth<sup>5</sup>

5.58%

Rental yield<sup>1</sup>

4.29%

Median age<sup>5</sup>

43 years











Median household size<sup>5</sup>

2.1 people











BALLARAT EAST SUBURB REPORT

## Recent Ballarat East sales











Discover a snapshot of the most recent results for this suburb, to view the full 12 months of sales history, please go to [jellisraig.com.au/suburb-reports](http://jellisraig.com.au/suburb-reports)

Address	Bedrooms	Type	Price	Sold
 7 East St.S BALLARAT EAST	2	House	\$516,000	18 May 2026
 17 Rice St Ballarat East	3	House	\$630,000	14 May 2026
 5a Corbett St Ballarat East	3	House	\$445,000	11 May 2026
 8 Catalina Ct Ballarat East	3	House	\$549,000	09 May 2026
 97 Stawell St.N Ballarat East	3	House	\$646,000	06 May 2026
 4 Queen St.S BALLARAT EAST	3	House	\$625,000	06 May 2026
 29 Caselli St Ballarat East	4	House	\$760,000	30 Apr 2026
 13 Millicent Pl Ballarat East	2	House	\$440,000	29 Apr 2026
 6 Steffen Cl Ballarat East	3	House	\$700,000	22 Apr 2026
 23 Lovenear Gr Ballarat East	3	House	\$575,000	21 Apr 2026

## BALLARAT EAST SUBURB REPORT

Address	Bedrooms	Type	Price	Sold
 14 East St.N BALLARAT EAST	3	Townhouse	\$535,000	21 Apr 2026
 619 Wilson St BALLARAT EAST	4	House	\$523,000	20 Apr 2026
 101 Nelson St Ballarat East	2	House	\$430,000	17 Apr 2026
 203 Nelson St Ballarat East	3	House	\$515,000	15 Apr 2026
 721 Wilson St Ballarat East	4	House	\$770,000	13 Apr 2026
 1 Balmoral Dr Ballarat East	2	House	\$512,000	09 Apr 2026
 165 Scott Pde Ballarat East	3	House	\$575,000	09 Apr 2026
 6 Millicent Pl Ballarat East	3	House	\$520,000	07 Apr 2026
 222 Eureka St Ballarat East	2	House	\$395,000	05 Apr 2026
 44 Victoria St Ballarat East	2	House	\$395,000	02 Apr 2026

## BALLARAT EAST SUBURB REPORT

Address	Bedrooms	Type	Price	Sold
 731 Eureka St Ballarat East	3	House	\$402,000	31 Mar 2026
 1/221 York St Ballarat East	2	Flat/Unit/Apartment	\$380,000	30 Mar 2026
 42 Hopetoun St Ballarat East	1	House	\$380,000	28 Mar 2026
 10 Morres St Ballarat East	2	House	\$445,000	26 Mar 2026
 11 King St.S BALLARAT EAST	2	House	\$620,000	26 Mar 2026
 2/318 Kline St BALLARAT EAST	2	Townhouse	\$380,000	25 Mar 2026
 7a Gordon St Ballarat East	3	House	\$490,000	25 Mar 2026
 204a Johns St Ballarat East	2	Unit	\$455,000	24 Mar 2026
 204 Johns St Ballarat East	2	Unit	\$455,000	24 Mar 2026
 57 Lovenear Gr Ballarat East	3	House	\$525,000	23 Mar 2026



**Jellis Craig Ballarat**  
1211 Sturt Street, Ballarat  
03 5329 2500

Jellis Craig acknowledges and pays our respects to the Bunurong People, the Wadawurrung People, the Dja Dja Wurrung People and the Wurundjeri People as the Traditional Owners and original custodians of the lands on which Jellis Craig operates.

---

Data is current as of PDF generation date 01/06/2026

- 1 Property Data Online, updated quarterly for the past 12 months
- 2 Property Data Online, updated daily for the past 12 months
- 3 Property Data Online, updated daily for the past quarter
- 4 Jellis Craig's average inspection attendance per listing (houses) over the last 12 months, updated daily
- 5 2021 Australian Census
- 6 Property Data Online, updated daily

This publication contains data, analytics, statistics and other information supplied by PROPERTYDATAONLINE PTY LTD (PropertyData). The data provided in this publication is of a general nature and should not be construed as specific advice or relied upon in lieu of appropriate professional advice.

PropertyData relies upon data supplied by third parties and while the data is checked and reviewed, PropertyData does not warrant the accuracy or completeness of the information to the full extent permitted by the law and excludes all loss or damage howsoever arising (including through negligence) in connection with the data supplied by PropertyData. The State of Victoria owns the copyright in the Property Sales Data and reproduction of that data in any way without the consent of the State of Victoria will constitute a breach of the Copyright Act 1968 (cth). The State of Victoria does not warrant the accuracy or completeness of the Property Sales Data and any person using or relying upon such information does so on the basis that the State of Victoria accepts no responsibility or liability whatsoever for any errors, faults, defects or omissions in the information supplied.