



Ballarat East

Suburb Report



Your connection to property insights



JellisCraig

BALLARAT EAST SUBURB REPORT

Median house price¹

Median

\$545k

Quarterly price change

2.83% ↑

Median unit price¹

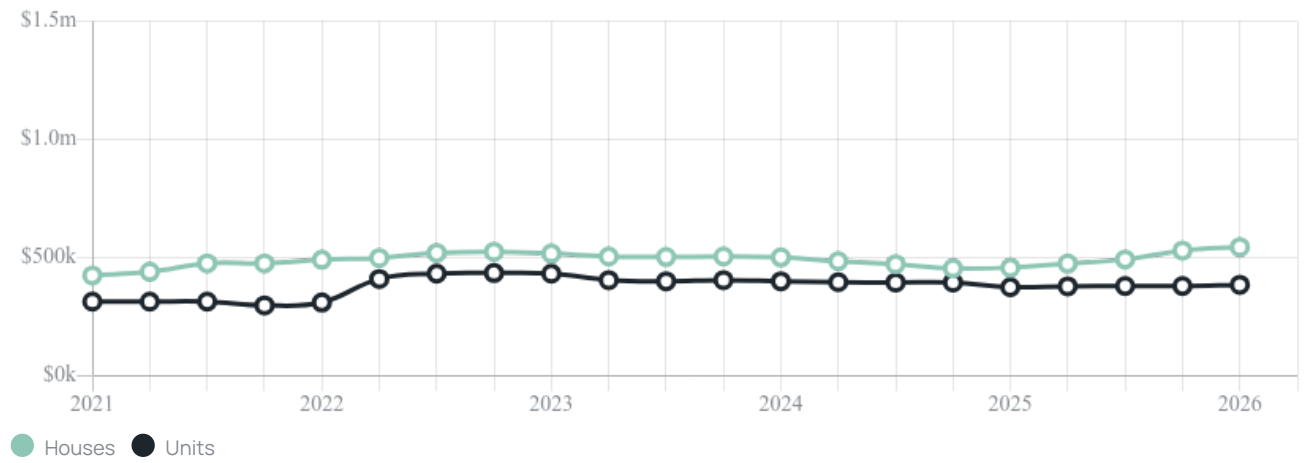
Median

\$385k

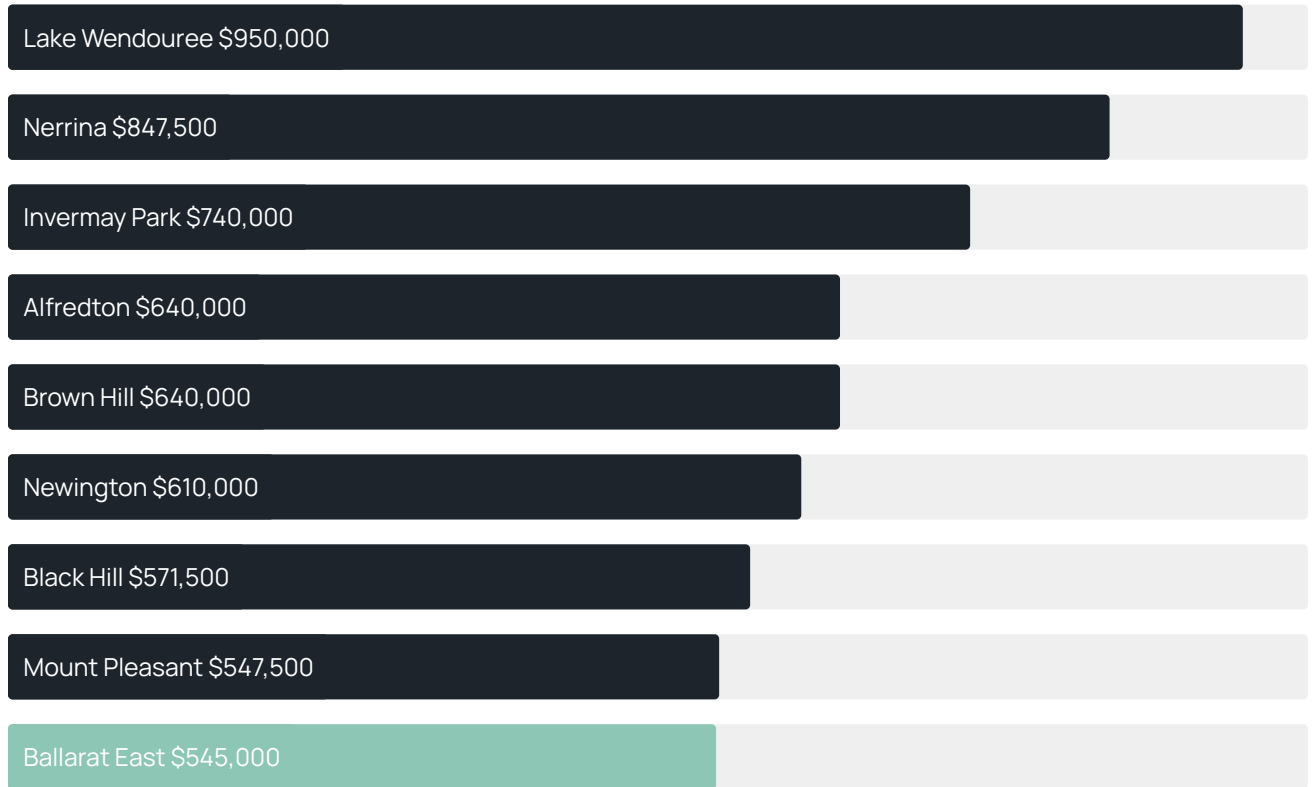
Quarterly price change

1.38% ↑

Quarterly price change¹



Median house price¹



Median unit price¹



Sale method²



● Auction 7%
● Private 93%

Auction clearance rate³

75%

Median days on market³

26 days

Average hold period¹

5.2 years

Dwelling type⁵



● Houses 89% ● Units 11%

Ownership⁵



● Owned outright 36% ● Mortgaged 28% ● Rented 36%

Population⁵

5,937

Median asking rent¹

\$420 per week

Population growth⁵

5.58%

Rental yield¹

4.29%

Median age⁵

43 years











Median household size⁵

2.1 people











BALLARAT EAST SUBURB REPORT

Recent Ballarat East sales











Discover a snapshot of the most recent results for this suburb, to view the full 12 months of sales history, please go to jellisCraig.com.au/suburb-reports

Address	Bedrooms	Type	Price	Sold
 6 Steffen Cl Ballarat East	3	House	\$700,000	22 Apr 2026
 23 Lovenear Gr Ballarat East	3	House	\$575,000	21 Apr 2026
 619 Wilson St BALLARAT EAST	4	House	\$523,000	20 Apr 2026
 721 Wilson St Ballarat East	4	House	\$770,000	13 Apr 2026
 1 Balmoral Dr Ballarat East	2	House	\$512,000	09 Apr 2026
 165 Scott Pde Ballarat East	3	House	\$575,000	09 Apr 2026
 222 Eureka St Ballarat East	2	House	\$395,000	05 Apr 2026
 44 Victoria St Ballarat East	2	House	\$395,000	02 Apr 2026
 42 Hopetoun St Ballarat East	1	House	\$380,000	28 Mar 2026
 11 King St.S BALLARAT EAST	2	House	\$620,000	26 Mar 2026

BALLARAT EAST SUBURB REPORT

Address	Bedrooms	Type	Price	Sold
 2/318 Kline St BALLARAT EAST	2	Townhouse	\$380,000	25 Mar 2026
 204a Johns St Ballarat East	2	Unit	\$455,000	24 Mar 2026
 204 Johns St Ballarat East	2	Unit	\$455,000	24 Mar 2026
 3 Gordon St Ballarat East	3	House	\$569,000	21 Mar 2026
 9 Hunt St Ballarat East	3	House	\$700,000	20 Mar 2026
 162 Humffray St.N BALLARAT EAST	3	House	\$520,000	16 Mar 2026
 817a Eureka St BALLARAT EAST	4	House	\$585,000	14 Mar 2026
 420 Finch St Ballarat East	3	House	\$505,000	11 Mar 2026
 3 Nunn St Ballarat East	3	House	\$510,000	06 Mar 2026
 707 Wilson St Ballarat East	3	House	\$570,000	05 Mar 2026

BALLARAT EAST SUBURB REPORT

Address	Bedrooms	Type	Price	Sold
 7 Gray St Ballarat East	3	House	\$618,500	04 Mar 2026
 40 Victoria St Ballarat East	3	House	\$560,000	02 Mar 2026
 304 Nicholson St Ballarat East	2	House	\$430,000	02 Mar 2026
 4 Bentley Pl Ballarat East	3	House	\$569,000	27 Feb 2026
 313 Richards St BALLARAT EAST	4	House	\$540,000	24 Feb 2026
 14 Millicent Pl Ballarat East	3	House	\$540,000	20 Feb 2026
 4 Otway St.S BALLARAT EAST	3	House	\$685,000	19 Feb 2026
 4 Otway St Ballarat East	3	House	\$685,000	19 Feb 2026
 24 East St.N Ballarat East	3	House	\$515,000	18 Feb 2026
 10 Kingsley Ct Ballarat East	3	House	\$600,000	18 Feb 2026



Jellis Craig Ballarat
1211 Sturt Street, Ballarat
03 5329 2500

Jellis Craig acknowledges and pays our respects to the Bunurong People, the Wadawurrung People, the Dja Dja Wurrung People and the Wurundjeri People as the Traditional Owners and original custodians of the lands on which Jellis Craig operates.

Data is current as of PDF generation date 01/05/2026

- 1 Property Data Online, updated quarterly for the past 12 months
- 2 Property Data Online, updated daily for the past 12 months
- 3 Property Data Online, updated daily for the past quarter
- 4 Jellis Craig's average inspection attendance per listing (houses) over the last 12 months, updated daily
- 5 2021 Australian Census
- 6 Property Data Online, updated daily

This publication contains data, analytics, statistics and other information supplied by PROPERTYDATAONLINE PTY LTD (PropertyData). The data provided in this publication is of a general nature and should not be construed as specific advice or relied upon in lieu of appropriate professional advice.

PropertyData relies upon data supplied by third parties and while the data is checked and reviewed, PropertyData does not warrant the accuracy or completeness of the information to the full extent permitted by the law and excludes all loss or damage howsoever arising (including through negligence) in connection with the data supplied by PropertyData. The State of Victoria owns the copyright in the Property Sales Data and reproduction of that data in any way without the consent of the State of Victoria will constitute a breach of the Copyright Act 1968 (cth). The State of Victoria does not warrant the accuracy or completeness of the Property Sales Data and any person using or relying upon such information does so on the basis that the State of Victoria accepts no responsibility or liability whatsoever for any errors, faults, defects or omissions in the information supplied.