



Ballarat North

Suburb Report



Your connection to property insights



JellisCraig

BALLARAT NORTH SUBURB REPORT

Median house price¹

Median

\$548k

Quarterly price change

2.81% ↑

Median unit price¹

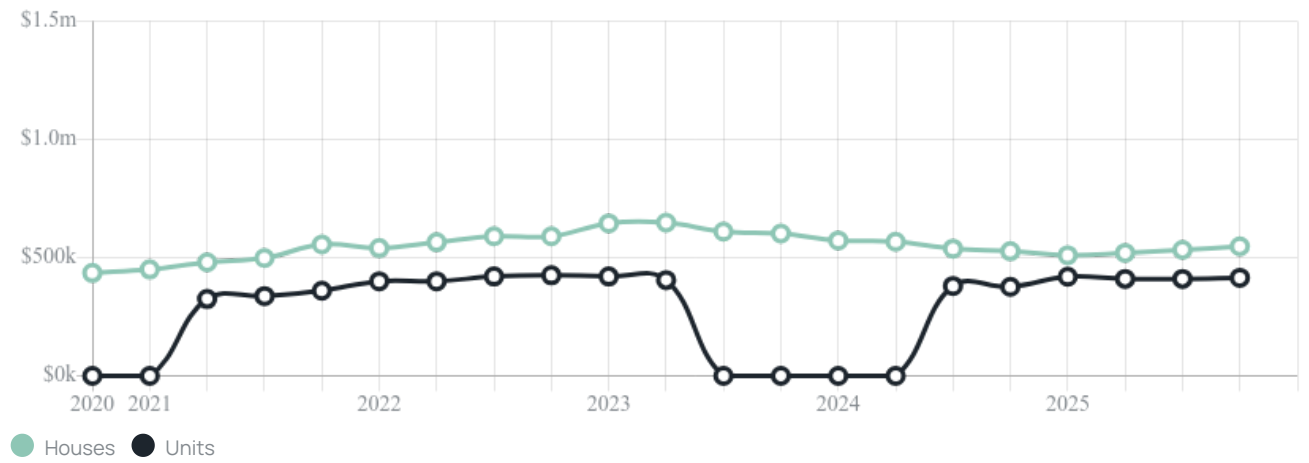
Median

\$415k

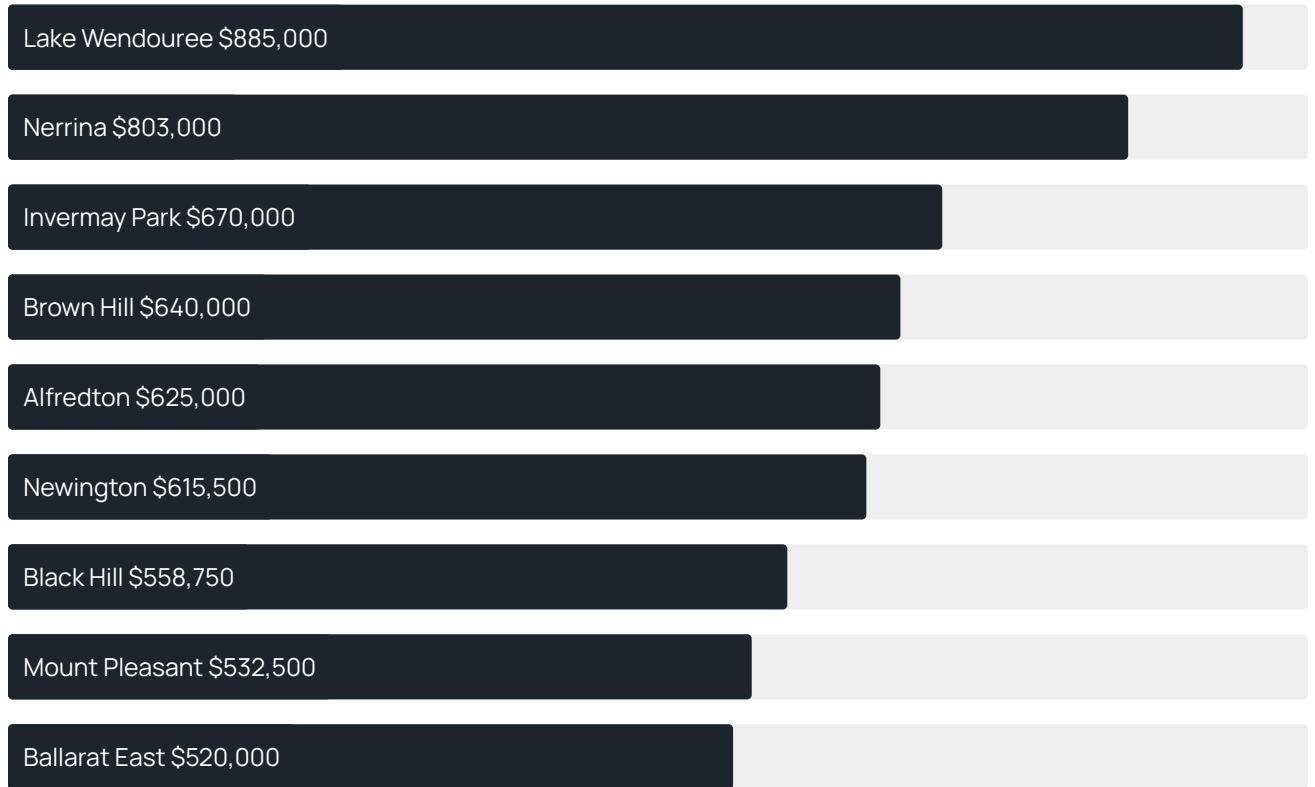
Quarterly price change

1.09% ↑

Quarterly price change¹



Median house price¹



Median unit price¹



Sale method²



● Auction 5%
● Private 95%

Auction clearance rate³

100%

Median days on market³

29 days

Average hold period¹

5.6 years

Dwelling type⁵



● Houses 82% ● Units 18%

Ownership⁵



● Owned outright 39% ● Mortgaged 33% ● Rented 28%

Population⁵

4,041

Median asking rent¹

\$440 per week

Population growth⁵

2.96%

Rental yield¹

3.89%

Median age⁵

43 years











Median household size⁵

2.2 people











BALLARAT NORTH SUBURB REPORT

Recent Ballarat North sales











Discover a snapshot of the most recent results for this suburb, to view the full 12 months of sales history, please go to jellisraig.com.au/suburb-reports

Address	Bedrooms	Type	Price	Sold
 3b Tarawa Dr Ballarat North	3	House	\$580,000	17 Mar 2026
 21 Stanley St Ballarat North	3	House	\$660,000	11 Mar 2026
 2/326 Walker St Ballarat North	2	Unit	\$390,000	06 Mar 2026
 324 Landsborough St Ballarat North	4	House	\$609,500	03 Mar 2026
 5/326 Walker St Ballarat North	2	House	\$376,000	28 Feb 2026
 1006 Armstrong St.N Ballarat North	3	House	\$625,000	27 Feb 2026
 39 Lilley St Ballarat North	3	House	\$575,000	20 Feb 2026
 204 Howitt St Ballarat North	2	House	\$548,000	13 Feb 2026
 18 Howitt St Ballarat North	3	House	\$600,000	11 Feb 2026
 2 Robert Dr Ballarat North	3	House	\$699,000	30 Jan 2026

BALLARAT NORTH SUBURB REPORT

Address	Bedrooms	Type	Price	Sold
 2/1112 Havelock St Ballarat North	1	Unit	\$300,000	28 Jan 2026
 1112 Armstrong St.N BALLARAT NORTH	3	House	\$665,000	27 Jan 2026
 12 Fernbanks Ct Ballarat North	3	House	\$750,000	15 Jan 2026
 4/1002 Armstrong St.N Ballarat North	3	House	\$675,000	13 Jan 2026
 401 Norman St Ballarat North	2	House	\$512,500	07 Jan 2026
 328 Walker St Ballarat North	3	House	\$590,500	23 Dec 2025
 309 Walker St Ballarat North	3	House	\$396,219	23 Dec 2025
 2/914 Ligar St Ballarat North	2	Townhouse	\$435,000	22 Dec 2025
 4 Walsh Av Ballarat North	2	House	\$500,000	20 Dec 2025
 7 Philip Av Ballarat North	3	House	\$570,000	18 Dec 2025

BALLARAT NORTH SUBURB REPORT

Address	Bedrooms	Type	Price	Sold
 18 Kinnane Ct BALLARAT NORTH	2	House	\$495,000	16 Dec 2025
 21 Clara Ct Ballarat North	4	House	\$535,000	10 Dec 2025
 150 Moola St Ballarat North	2	House	\$635,000	09 Dec 2025
 9 Lake View Ct BALLARAT NORTH	3	House	\$662,000	01 Dec 2025
 2/3 Midlands Dr Ballarat North	2	House	\$425,000	30 Nov 2025
 1126 Ligar St Ballarat North	3	House	\$622,000	29 Nov 2025
 20 Midlands Dr Ballarat North	3	House	\$605,000	28 Nov 2025
 1a Hillside Dr Ballarat North	3	House	\$545,000	28 Nov 2025
 4/1124a Lydiard St.N Ballarat North	3	House	\$466,000	27 Nov 2025
 14 Midlands Dr Ballarat North	3	House	\$620,000	26 Nov 2025



Jellis Craig Ballarat
1211 Sturt Street, Ballarat
03 5329 2500

Jellis Craig acknowledges and pays our respects to the Bunurong People, the Wadawurrung People, the Dja Dja Wurrung People and the Wurundjeri People as the Traditional Owners and original custodians of the lands on which Jellis Craig operates.

Data is current as of PDF generation date 01/04/2026

- 1 Property Data Online, updated quarterly for the past 12 months
- 2 Property Data Online, updated daily for the past 12 months
- 3 Property Data Online, updated daily for the past quarter
- 4 Jellis Craig's average inspection attendance per listing (houses) over the last 12 months, updated daily
- 5 2021 Australian Census
- 6 Property Data Online, updated daily

This publication contains data, analytics, statistics and other information supplied by PROPERTYDATAONLINE PTY LTD (PropertyData). The data provided in this publication is of a general nature and should not be construed as specific advice or relied upon in lieu of appropriate professional advice.

PropertyData relies upon data supplied by third parties and while the data is checked and reviewed, PropertyData does not warrant the accuracy or completeness of the information to the full extent permitted by the law and excludes all loss or damage howsoever arising (including through negligence) in connection with the data supplied by PropertyData. The State of Victoria owns the copyright in the Property Sales Data and reproduction of that data in any way without the consent of the State of Victoria will constitute a breach of the Copyright Act 1968 (cth). The State of Victoria does not warrant the accuracy or completeness of the Property Sales Data and any person using or relying upon such information does so on the basis that the State of Victoria accepts no responsibility or liability whatsoever for any errors, faults, defects or omissions in the information supplied.