



Ballarat North

Suburb Report



Your connection to property insights



JellisCraig

BALLARAT NORTH SUBURB REPORT

Median house price¹

Median

\$557k

Quarterly price change

2.67% ↑

Median unit price¹

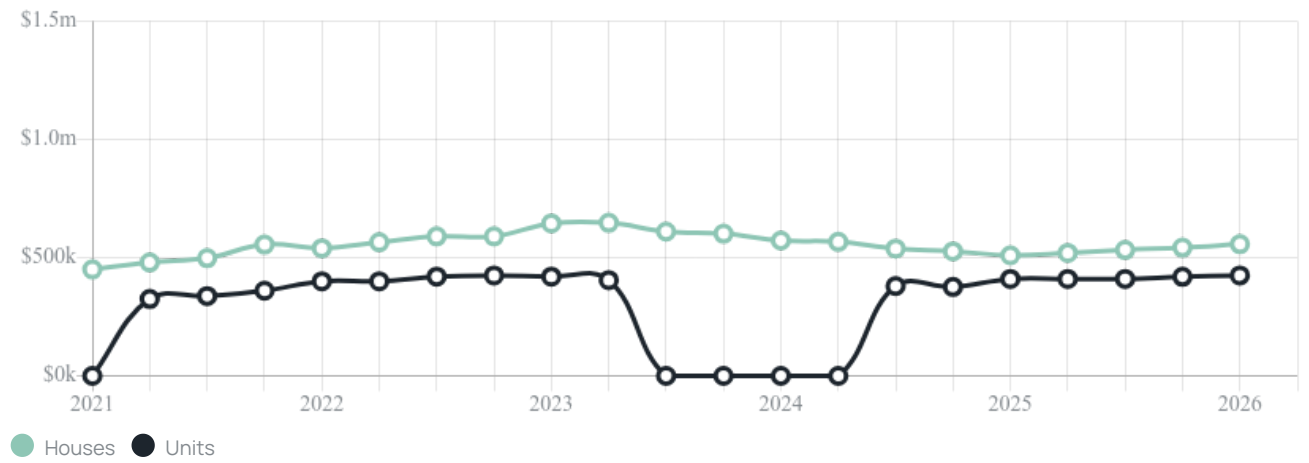
Median

\$425k

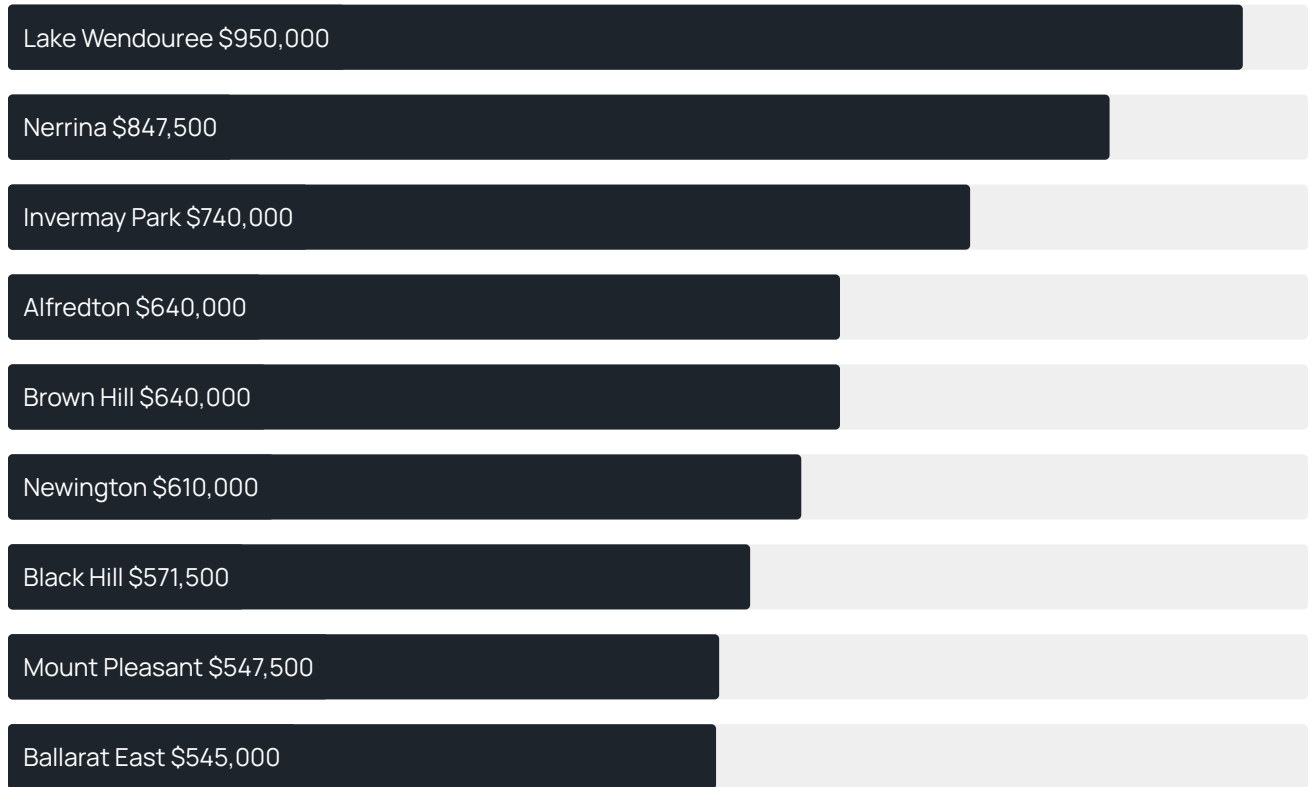
Quarterly price change

1.43% ↑

Quarterly price change¹



Median house price¹



Median unit price¹



Sale method²



● Auction 5%
● Private 95%

Auction clearance rate³

100%

Median days on market³

27 days

Average hold period¹

5.6 years

Dwelling type⁵



● Houses 82% ● Units 18%

Ownership⁵



● Owned outright 39% ● Mortgaged 33% ● Rented 28%

Population⁵

4,041

Median asking rent¹

\$445 per week

Population growth⁵

2.96%

Rental yield¹

3.89%

Median age⁵

43 years











Median household size⁵

2.2 people











BALLARAT NORTH SUBURB REPORT

Recent Ballarat North sales











Discover a snapshot of the most recent results for this suburb, to view the full 12 months of sales history, please go to jellisraig.com.au/suburb-reports

Address	Bedrooms	Type	Price	Sold
 140 Moola St Ballarat North	4	House	\$590,000	19 Jun 2026
 214 Walker St Ballarat North	4	House	\$570,000	03 Jun 2026
 27 Lavinia Dr Ballarat North	3	House	\$690,000	28 May 2026
 218 Simpson St Ballarat North	4	House	\$865,000	28 May 2026
 1014 Havelock St Ballarat North	3	House	\$584,000	25 May 2026
 102 Moola St BALLARAT NORTH	4	House	\$650,000	16 May 2026
 515 Walker St Ballarat North	3	House	\$495,000	15 May 2026
 4/1 Hillside Dr BALLARAT NORTH	3	Unit	\$560,000	13 May 2026
 911 Havelock St Ballarat North	2	House	\$501,000	12 May 2026
 2/1204 Havelock St Ballarat North	3	Townhouse	\$581,000	02 May 2026

BALLARAT NORTH SUBURB REPORT

Address	Bedrooms	Type	Price	Sold
 1/1104 Doveton St Ballarat North	2	House	\$485,000	02 May 2026
 19 Aquila Ct Ballarat North	3	House	\$710,000	01 May 2026
 10 Dunrobin Ct Ballarat North	3	House	\$625,000	30 Apr 2026
 16a Lilley St Ballarat North	3	House	\$538,000	23 Apr 2026
 12 Howitt St BALLARAT NORTH	3	House	\$630,000	15 Apr 2026
 1001 Havelock St Ballarat North	3	House	\$645,000	15 Apr 2026
 18 Robert Dr Ballarat North	4	House	\$730,000	15 Apr 2026
 1130 Lydiard St.N Ballarat North	4	House	\$615,000	10 Apr 2026
 4 Kitchen Ct Ballarat North	3	Flat/Unit/Apartment	\$620,000	01 Apr 2026
 3b Tarawa Dr Ballarat North	3	House	\$580,000	17 Mar 2026

BALLARAT NORTH SUBURB REPORT

Address	Bedrooms	Type	Price	Sold
 1200 Havelock St Ballarat North	3	House	\$610,000	16 Mar 2026
 21 Stanley St Ballarat North	3	House	\$660,000	11 Mar 2026
 2/326 Walker St Ballarat North	2	Unit	\$390,000	06 Mar 2026
 324 Landsborough St Ballarat North	4	House	\$620,000	03 Mar 2026
 5/326 Walker St Ballarat North	2	House	\$376,000	28 Feb 2026
 1006 Armstrong St.N Ballarat North	3	House	\$625,000	27 Feb 2026
 39 Lilley St Ballarat North	3	House	\$575,000	20 Feb 2026
 8 Kitchen Ct Ballarat North	3	Flat/Unit/Apartment	\$610,000	19 Feb 2026
 26 Paling St Ballarat North	3	House	\$540,000	18 Feb 2026
 1000a Sherrard St Ballarat North	1	House	\$520,000	17 Feb 2026



Jellis Craig Ballarat
1211 Sturt Street, Ballarat
03 5329 2500

Jellis Craig acknowledges and pays our respects to the Bunurong People, the Wadawurrung People, the Dja Dja Wurrung People and the Wurundjeri People as the Traditional Owners and original custodians of the lands on which Jellis Craig operates.

Data is current as of PDF generation date 01/07/2026

- 1 Property Data Online, updated quarterly for the past 12 months
- 2 Property Data Online, updated daily for the past 12 months
- 3 Property Data Online, updated daily for the past quarter
- 4 Jellis Craig's average inspection attendance per listing (houses) over the last 12 months, updated daily
- 5 2021 Australian Census
- 6 Property Data Online, updated daily

This publication contains data, analytics, statistics and other information supplied by PROPERTYDATAONLINE PTY LTD (PropertyData). The data provided in this publication is of a general nature and should not be construed as specific advice or relied upon in lieu of appropriate professional advice.

PropertyData relies upon data supplied by third parties and while the data is checked and reviewed, PropertyData does not warrant the accuracy or completeness of the information to the full extent permitted by the law and excludes all loss or damage howsoever arising (including through negligence) in connection with the data supplied by PropertyData. The State of Victoria owns the copyright in the Property Sales Data and reproduction of that data in any way without the consent of the State of Victoria will constitute a breach of the Copyright Act 1968 (cth). The State of Victoria does not warrant the accuracy or completeness of the Property Sales Data and any person using or relying upon such information does so on the basis that the State of Victoria accepts no responsibility or liability whatsoever for any errors, faults, defects or omissions in the information supplied.