



Beaumaris

Suburb Report



Your connection to property insights



JellisCraig

BEAUMARIS SUBURB REPORT

Median house price¹

Median

\$2.03m

Quarterly price change

0.00% ↓

Median unit price¹

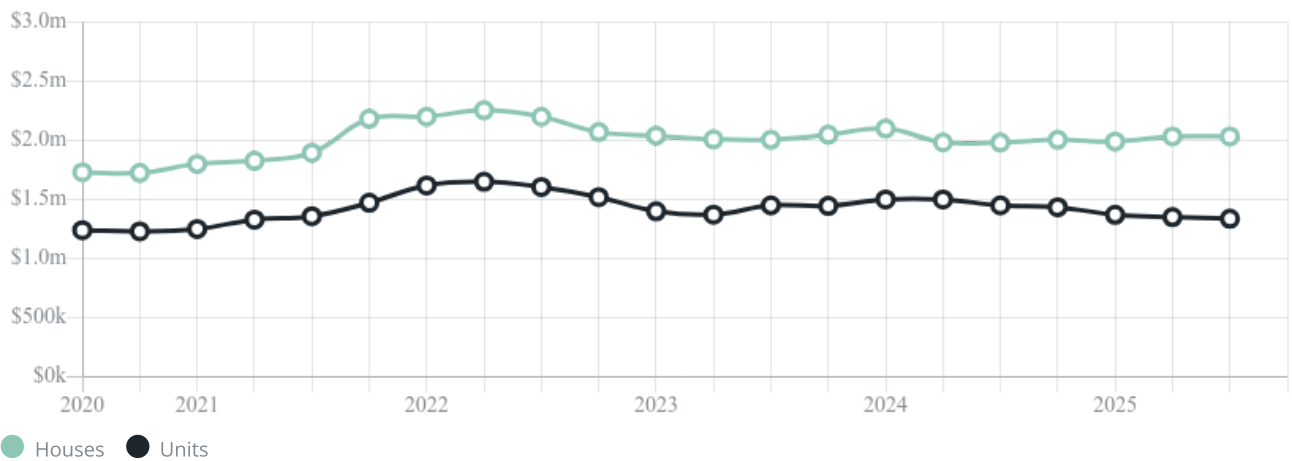
Median

\$1.34m

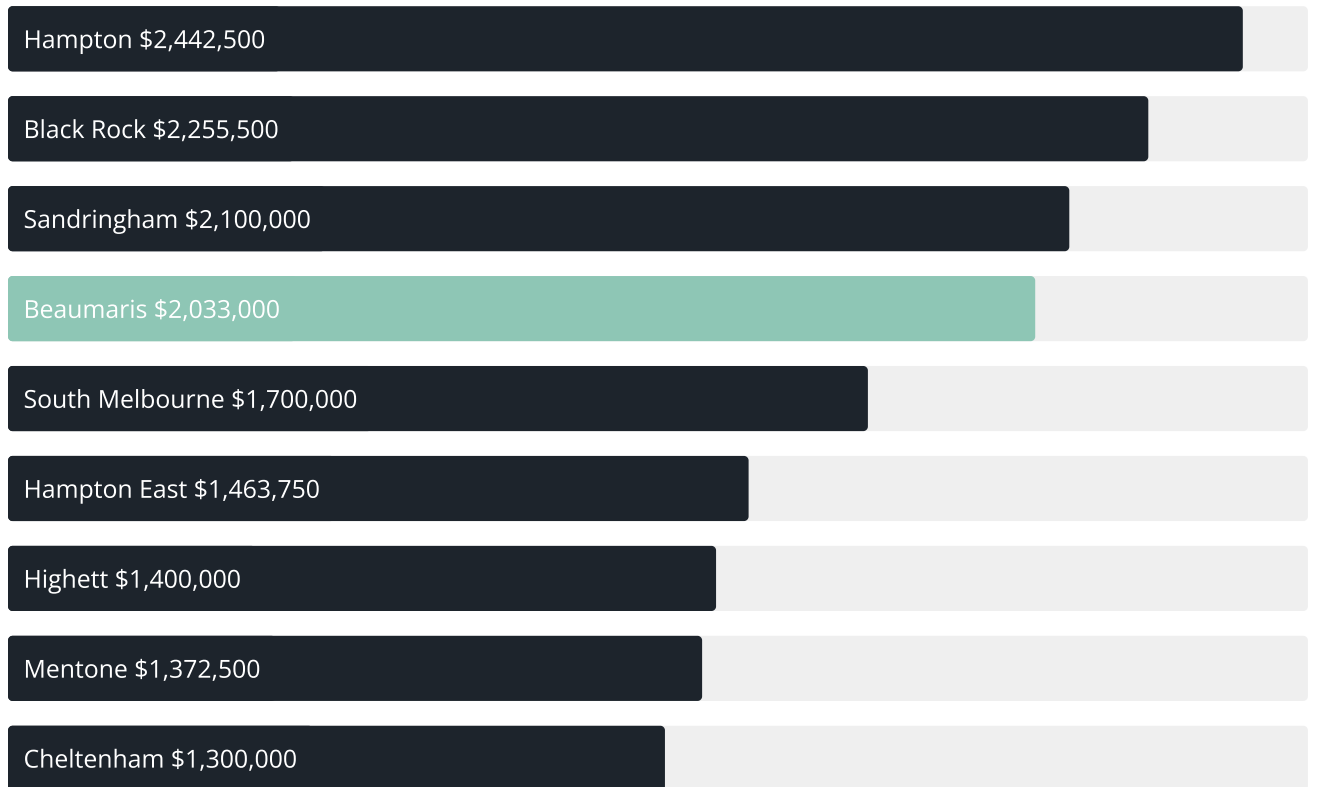
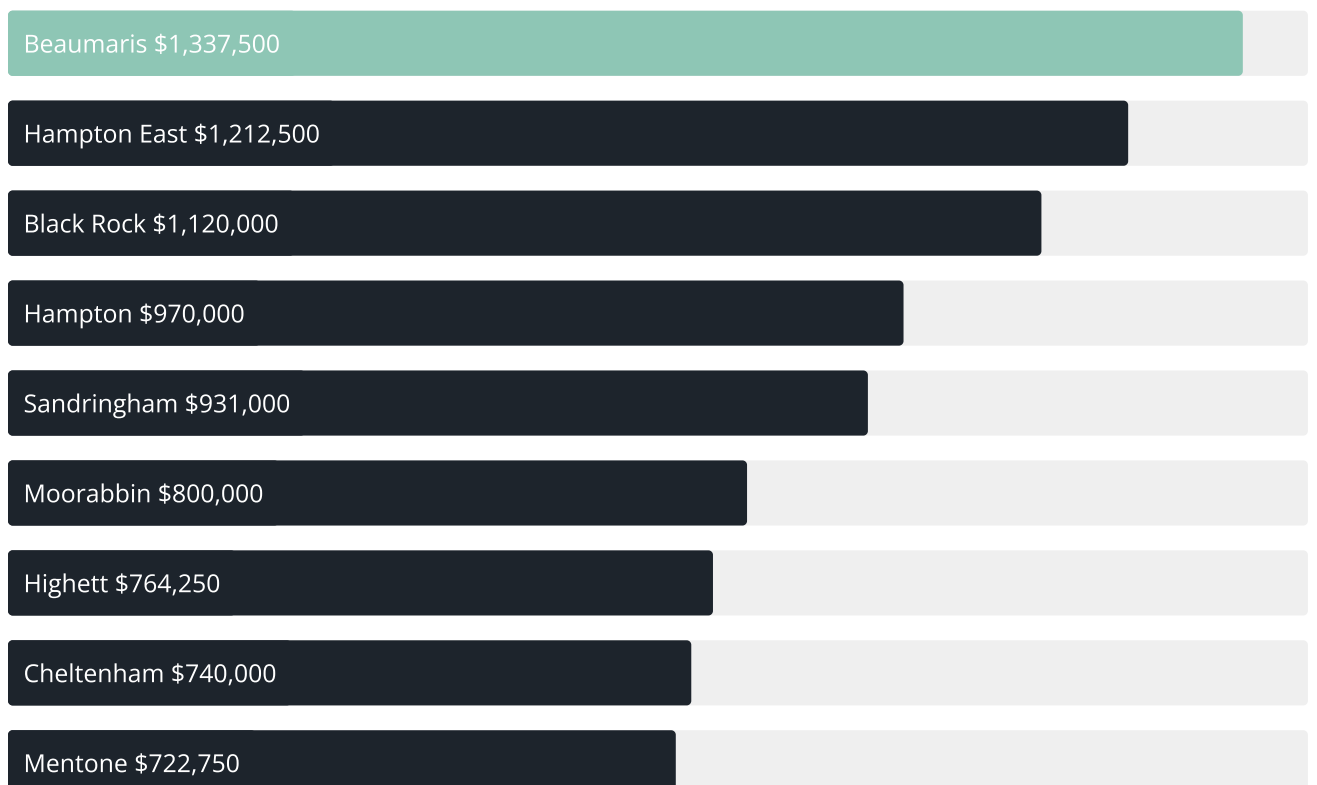
Quarterly price change

-0.92% ↓

Quarterly price change¹



BEAUMARIS SUBURB REPORT

Median house price¹Median unit price¹

Sale method²Auction clearance rate³

66.67%

Median days on market³

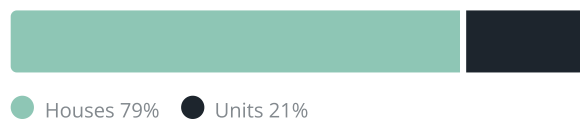
25 days

Jellis Craig average inspection attendance per listing⁴

25 groups

Average hold period¹

7.6 years

Dwelling type⁵Ownership⁵Population⁵

13,947

Median asking rent¹

\$1,000 per week

Population growth⁵

4.48%

Rental yield¹

2.64%

Median age⁵

48 years











Median household size⁵

2.7 people











BEAUMARIS SUBURB REPORT

Recent Beaumaris sales











Discover a snapshot of the most recent results for this suburb, to view the full 12 months of sales history, please go to jellisecraig.com.au/suburb-reports

Address	Bedrooms	Type	Price	Sold
 8 High St Beaumaris	4	House	\$1,850,000	27 Dec 2025
 57 Haldane St Beaumaris	3	House	\$2,200,000	13 Dec 2025
 6/133 Charman Rd Beaumaris	2	Townhouse	\$937,500	10 Dec 2025
 21 Wattle Av Beaumaris	5	House	\$2,198,000	04 Dec 2025
 7 The Cl Beaumaris	3	House	\$1,850,000	03 Dec 2025
 7 The Close Beaumaris	3	House	\$1,850,000	03 Dec 2025
 4 Glamis St BEAUMARIS	4	House	\$1,880,000	29 Nov 2025
 10/133 Charman Rd Beaumaris	2	Townhouse	\$1,030,000	27 Nov 2025
 8/182 Weatherall Rd Beaumaris	2	Unit	\$715,000	19 Nov 2025
 9 Point Av Beaumaris	4	House	\$5,900,000	18 Nov 2025

BEAUMARIS SUBURB REPORT

Address	Bedrooms	Type	Price	Sold
 1/74 Pellatt St Beaumaris	3	Unit	\$1,280,000	16 Nov 2025
 8/5 Alfred St Beaumaris	2	Unit	\$739,000	12 Nov 2025
 16 Glenwood Av Beaumaris	3	House	\$1,950,000	11 Nov 2025
 2/6 Llewellyn St Beaumaris	2	Unit	\$1,000,000	08 Nov 2025
 141 Charman Rd Beaumaris	4	House	\$1,660,000	06 Nov 2025
 68 Reserve Rd Beaumaris	5	House	\$1,800,000	05 Nov 2025
 8 Rossmith Av Beaumaris	3	Unit	\$1,285,000	03 Nov 2025
 7/1 Coles Ct BEAUMARIS	2	Unit	\$660,000	01 Nov 2025
 1/1 Rene St BEAUMARIS	3	Unit	\$1,375,000	30 Oct 2025
 2/2 Llewellyn St Beaumaris	3	House	\$1,530,000	30 Oct 2025

BEAUMARIS SUBURB REPORT

Address	Bedrooms	Type	Price	Sold
 4b Bayview Rd Beaumaris	4	House	\$2,075,000	29 Oct 2025
 20 The Close Beaumaris	5	House	\$2,350,000	25 Oct 2025
 78 Haldane St Beaumaris	3	House	\$1,745,000	25 Oct 2025
 121 Dalgetty Rd Beaumaris	4	House	\$2,600,000	25 Oct 2025
 5 Scott St Beaumaris	4	House	\$1,765,000	24 Oct 2025
 20 Reserve Rd BEAUMARIS	5	House	\$2,350,000	24 Oct 2025
 1 Newlands La Beaumaris	5	House	\$2,411,000	24 Oct 2025
 16 Lynette Av Beaumaris	5	House	\$2,680,000	18 Oct 2025
 1c Scott St Beaumaris	4	Townhouse	\$2,350,000	15 Oct 2025
 69 Fourth St Beaumaris	5	House	\$2,910,000	14 Oct 2025



Jellis Craig Brighton

Level 1, 181 Bay Street, Brighton
03 9194 1200

Jellis Craig acknowledges and pays our respects to the Bunurong People, the Wadawurrung People, the Dja Dja Wurrung People and the Wurundjeri People as the Traditional Owners and original custodians of the lands on which Jellis Craig operates.

Data is current as of PDF generation date 08/01/2026

- 1 Property Data Online, updated quarterly for the past 12 months
- 2 Property Data Online, updated daily for the past 12 months
- 3 Property Data Online, updated daily for the past quarter
- 4 Jellis Craig's average inspection attendance per listing (houses) over the last 12 months, updated daily
- 5 2021 Australian Census
- 6 Property Data Online, updated daily

This publication contains data, analytics, statistics and other information supplied by PROPERTYDATAONLINE PTY LTD (PropertyData). The data provided in this publication is of a general nature and should not be construed as specific advice or relied upon in lieu of appropriate professional advice.

PropertyData relies upon data supplied by third parties and while the data is checked and reviewed, PropertyData does not warrant the accuracy or completeness of the information to the full extent permitted by the law and excludes all loss or damage howsoever arising (including through negligence) in connection with the data supplied by PropertyData. The State of Victoria owns the copyright in the Property Sales Data and reproduction of that data in any way without the consent of the State of Victoria will constitute a breach of the Copyright Act 1968 (cth). The State of Victoria does not warrant the accuracy or completeness of the Property Sales Data and any person using or relying upon such information does so on the basis that the State of Victoria accepts no responsibility or liability whatsoever for any errors, faults, defects or omissions in the information supplied.