



Bell Post Hill

Suburb Report



Your connection to property insights



JellisCraig

BELL POST HILL SUBURB REPORT

Median house price¹

Median

\$686k

Quarterly price change

6.35% ↑

Median unit price¹

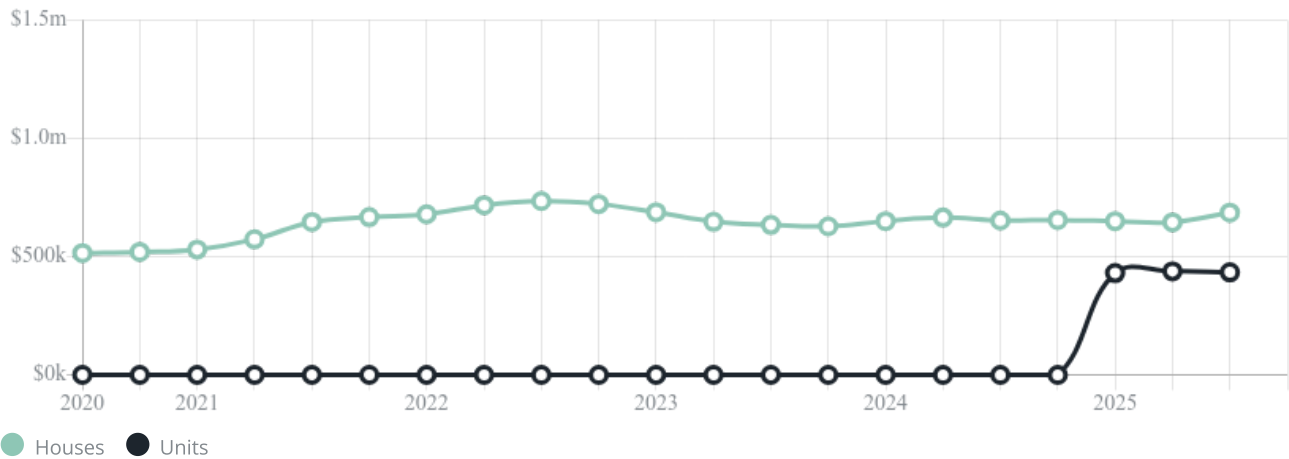
Median

\$434k

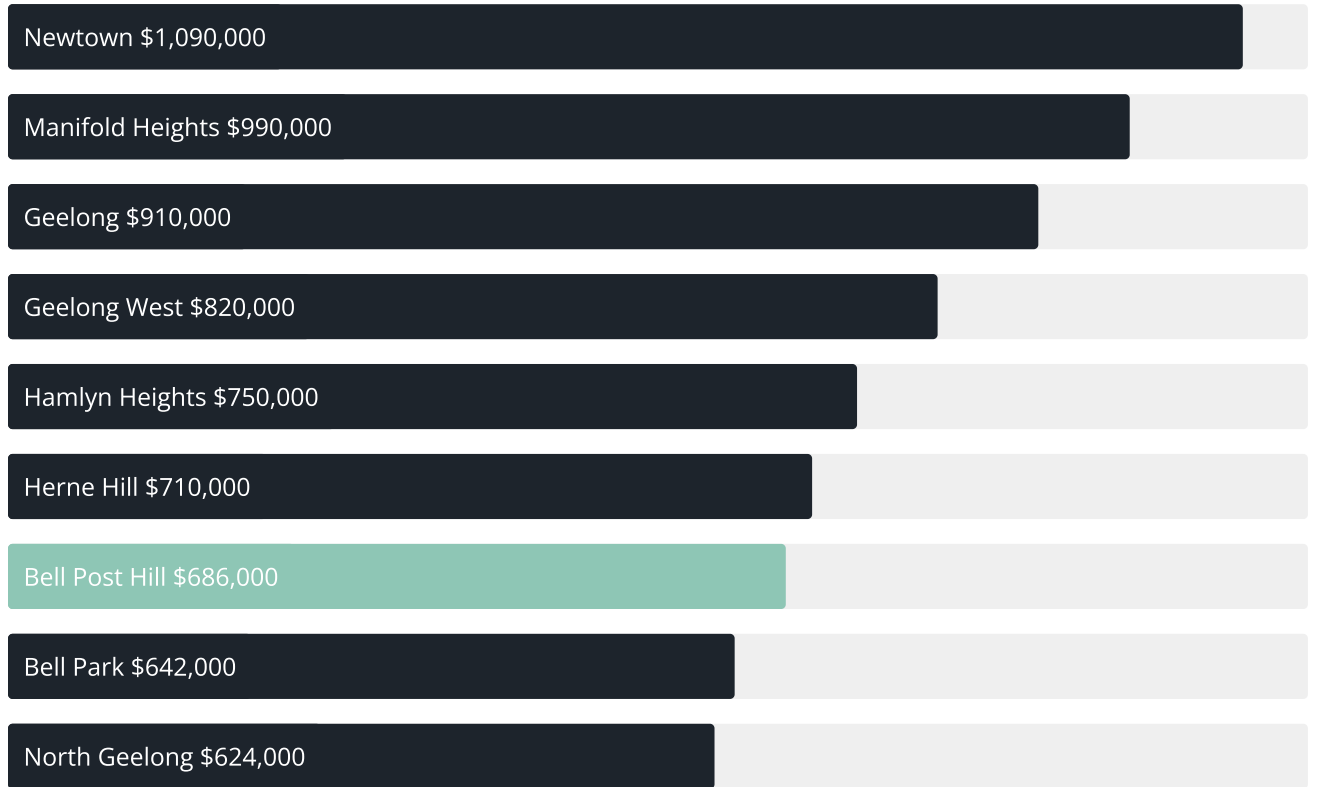
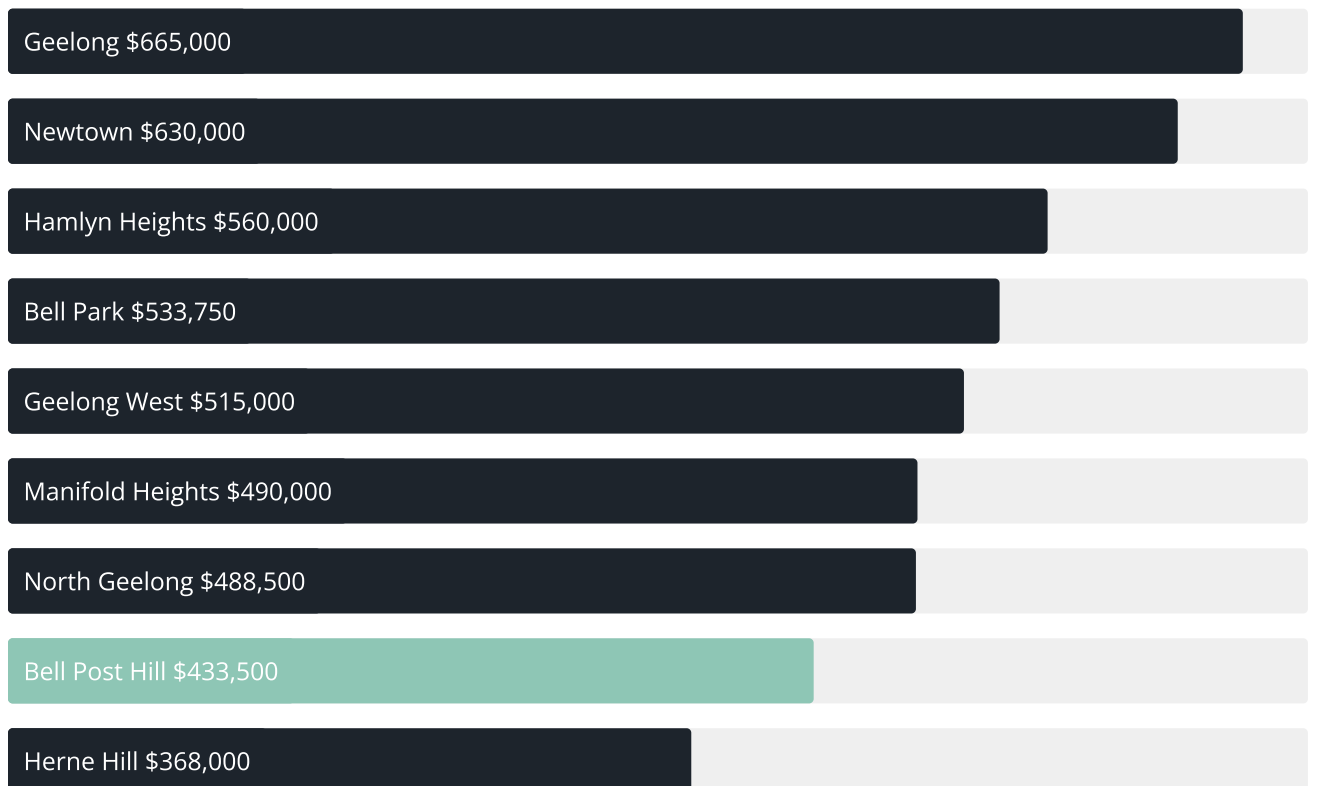
Quarterly price change

-1.02% ↓

Quarterly price change¹



BELL POST HILL SUBURB REPORT

Median house price¹Median unit price¹

Sale method²

● Auction 5%
● Private 95%

Auction clearance rate³

100%

Median days on market³

14 days

Average hold period¹

6.6 years

Dwelling type⁵

● Houses 92% ● Units 8%

Ownership⁵

● Owned outright 46% ● Mortgaged 32% ● Rented 21%

Population⁵

5,083

Median asking rent¹

\$500 per week

Median age⁵

42 years

Rental yield¹

3.84%











Median household size⁵

2.4 people











BELL POST HILL SUBURB REPORT

Recent Bell Post Hill sales











Discover a snapshot of the most recent results for this suburb, to view the full 12 months of sales history, please go to jellisecraig.com.au/suburb-reports

Address	Bedrooms	Type	Price	Sold
 32 Ward St Bell Post Hill	3	House	\$762,000	13 Dec 2025
 38 Newton Av Bell Post Hill	4	House	\$740,000	26 Nov 2025
 22 Rollins Rd Bell Post Hill	3	House	\$771,000	25 Nov 2025
 55 Wolseley Gr BELL POST HILL	3	House	\$705,000	21 Nov 2025
 30 Webber St Bell Post Hill	3	House	\$660,000	17 Nov 2025
 24 Liston St Bell Post Hill	2	House	\$325,000	17 Nov 2025
 28 Ernest St Bell Post Hill	3	House	\$810,000	14 Nov 2025
 1 Beauford Av Bell Post Hill	3	House	\$700,000	12 Nov 2025
 87 Newton Av Bell Post Hill	3	House	\$605,000	11 Nov 2025
 13 Fairy St Bell Post Hill	3	House	\$780,000	11 Nov 2025

BELL POST HILL SUBURB REPORT

Address	Bedrooms	Type	Price	Sold
 2/239 Anakie Rd Bell Post Hill	2	Unit	\$450,000	06 Nov 2025
 11 Fordview Cr Bell Post Hill	4	House	\$770,000	05 Nov 2025
 199 Anakie Rd Bell Post Hill	2	House	\$560,000	04 Nov 2025
 18 Hosie Av Bell Post Hill	3	House	\$725,000	04 Nov 2025
 92 Wolseley Gr Bell Post Hill	3	House	\$737,500	29 Oct 2025
 14 Gotemba Rd Bell Post Hill	4	House	\$850,000	29 Oct 2025
 55 Ruhamah Av Bell Post Hill	3	House	\$767,500	28 Oct 2025
 35 Ernest St Bell Post Hill	4	House	\$830,000	24 Oct 2025
 16 Quinn St Bell Post Hill	4	House	\$840,995	22 Oct 2025
 6/70 Braund Av Bell Post Hill	1	Flat/Unit/Apartment	\$390,000	06 Oct 2025

BELL POST HILL SUBURB REPORT

Address	Bedrooms	Type	Price	Sold
 28 Beauford Av Bell Post Hill	4	House	\$940,000	25 Sep 2025
 139 Anakie Rd Bell Post Hill	3	House	\$620,000	24 Sep 2025
 29 Edison Rd Bell Post Hill	2	House	\$636,000	24 Sep 2025
 14 Braund Av Bell Post Hill	3	House	\$690,500	18 Sep 2025
 84 Jedda St Bell Post Hill	3	House	\$725,000	12 Sep 2025
 97 Kinlock St Bell Post Hill	4	House	\$750,000	09 Sep 2025
 75 Kinlock St Bell Post Hill	3	House	\$670,000	06 Sep 2025
 6 Harris Ct Bell Post Hill	5	House	\$955,000	03 Sep 2025
 27 Kardinia Dr Bell Post Hill	4	House	\$1,025,000	02 Sep 2025
 40 Avonlea Rd Bell Post Hill	4	House	\$1,421,000	01 Sep 2025



Jellis Craig Geelong

205 Pakington Street, Geelong West
(03) 5222 7772

Jellis Craig acknowledges and pays our respects to the Bunurong People, the Wadawurrung People, the Dja Dja Wurrung People and the Wurundjeri People as the Traditional Owners and original custodians of the lands on which Jellis Craig operates.



Data is current as of PDF generation date 08/01/2026

- 1 Property Data Online, updated quarterly for the past 12 months
- 2 Property Data Online, updated daily for the past 12 months
- 3 Property Data Online, updated daily for the past quarter
- 4 Jellis Craig's average inspection attendance per listing (houses) over the last 12 months, updated daily
- 5 2021 Australian Census
- 6 Property Data Online, updated daily

This publication contains data, analytics, statistics and other information supplied by PROPERTYDATAONLINE PTY LTD (PropertyData). The data provided in this publication is of a general nature and should not be construed as specific advice or relied upon in lieu of appropriate professional advice.

PropertyData relies upon data supplied by third parties and while the data is checked and reviewed, PropertyData does not warrant the accuracy or completeness of the information to the full extent permitted by the law and excludes all loss or damage howsoever arising (including through negligence) in connection with the data supplied by PropertyData. The State of Victoria owns the copyright in the Property Sales Data and reproduction of that data in any way without the consent of the State of Victoria will constitute a breach of the Copyright Act 1968 (cth). The State of Victoria does not warrant the accuracy or completeness of the Property Sales Data and any person using or relying upon such information does so on the basis that the State of Victoria accepts no responsibility or liability whatsoever for any errors, faults, defects or omissions in the information supplied.