



Bellfield

Suburb Report



Your connection to property insights



JellisCraig

BELLFIELD SUBURB REPORT

Median house price¹

Median

\$1.01m

Quarterly price change

-0.49% ↓

Median unit price¹

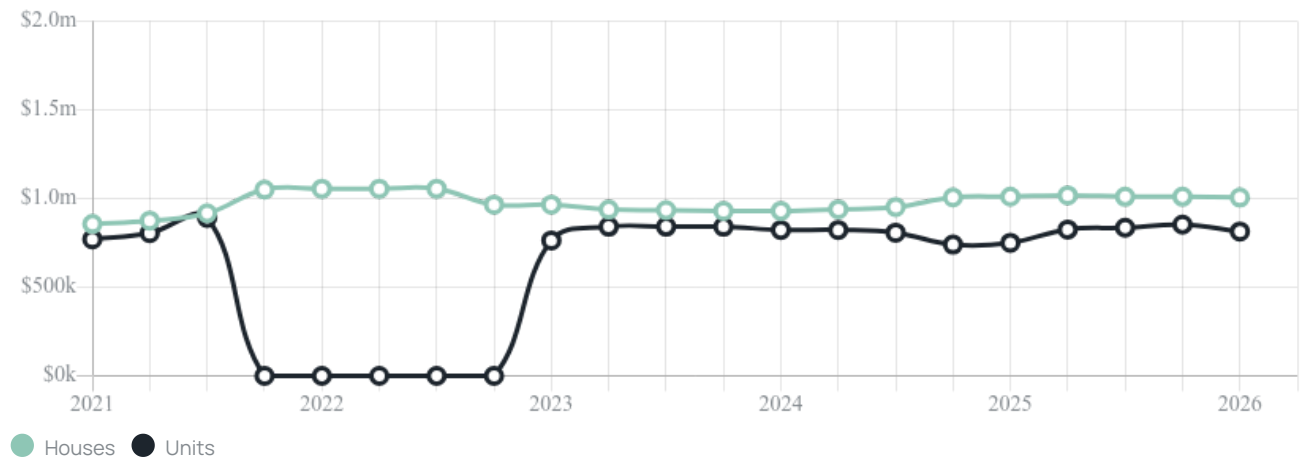
Median

\$814k

Quarterly price change

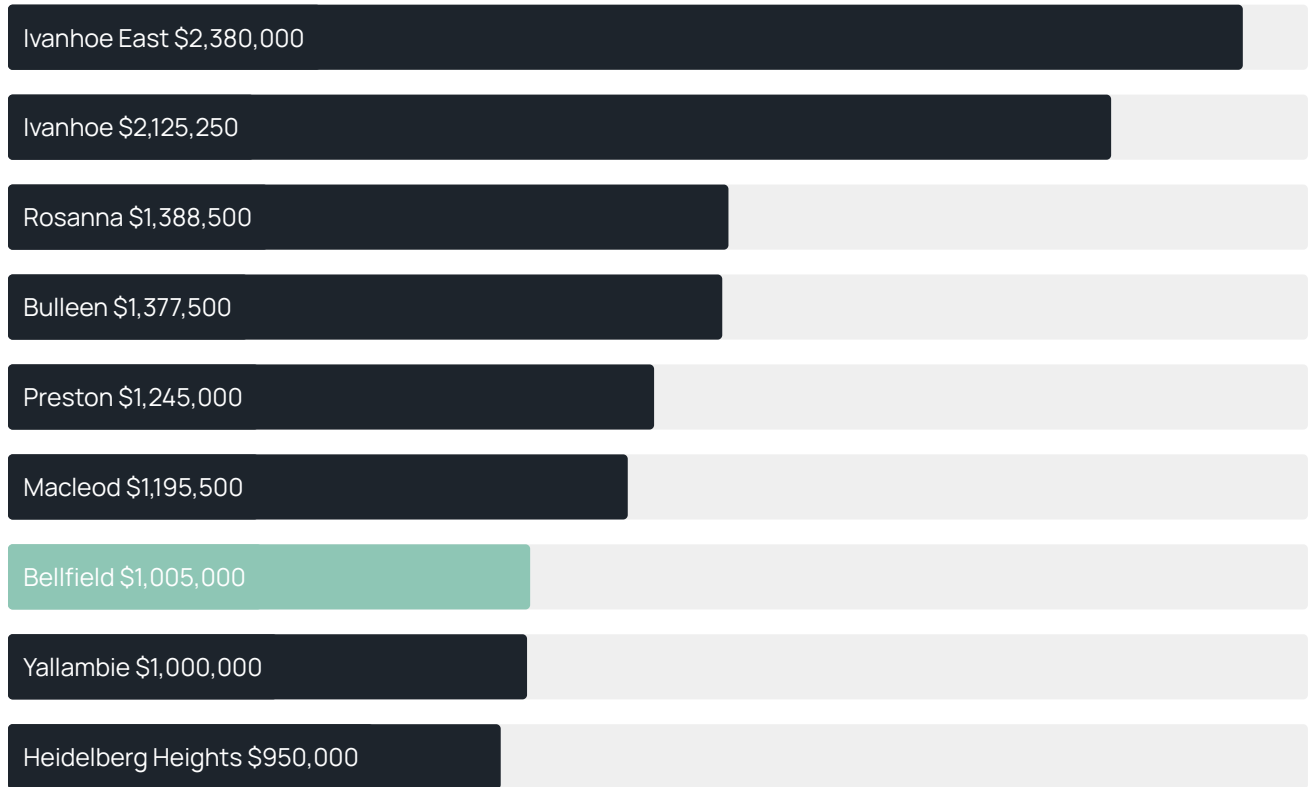
-4.57% ↓

Quarterly price change¹

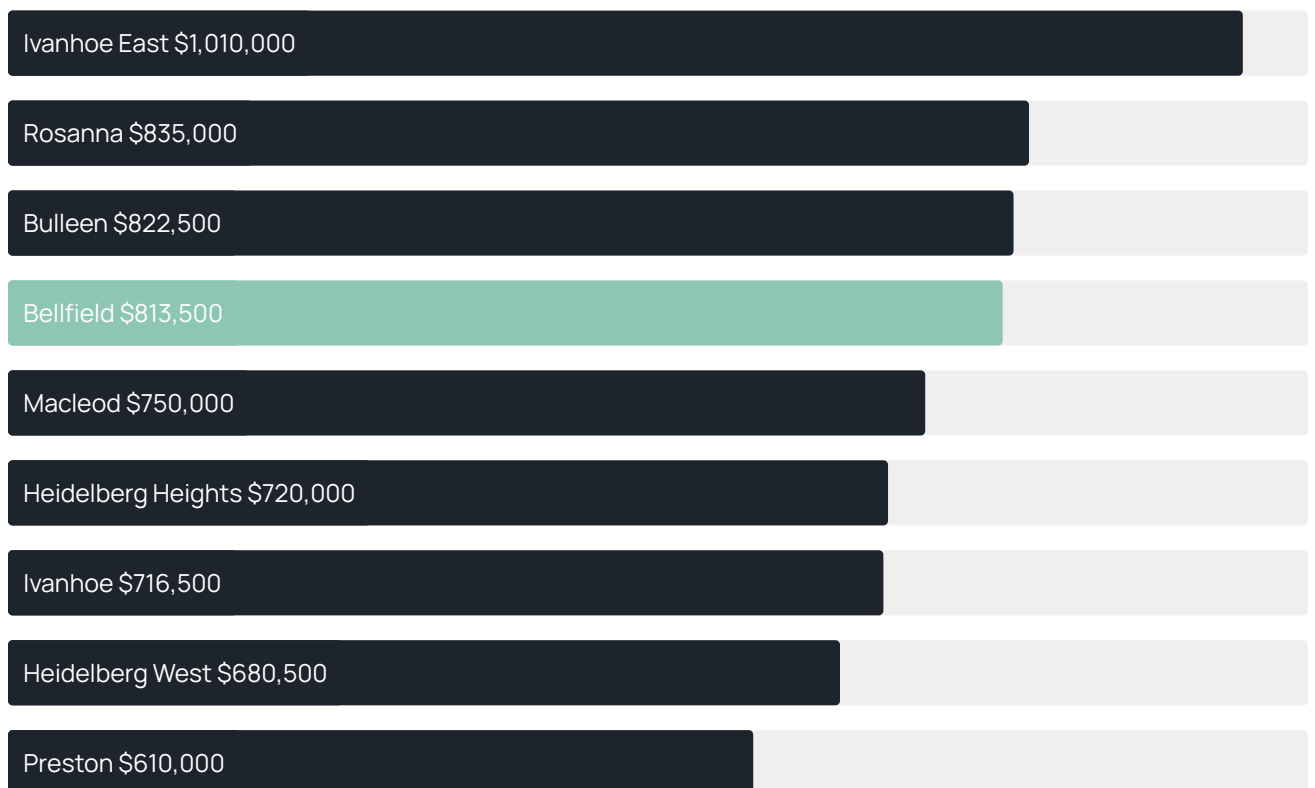


BELLFIELD SUBURB REPORT

Median house price¹



Median unit price¹



Sale method²



- Auction 38%
- Private 62%

Auction clearance rate³

80%

Median days on market³

24 days

Jellis Craig average inspection attendance per listing⁴

24 groups

Average hold period¹

5.6 years

Dwelling type⁵



- Houses 75%
- Units 25%

Ownership⁵



- Owned outright 24%
- Mortgaged 35%
- Rented 41%

Population⁵

1,996

Median asking rent¹

\$650 per week

Population growth⁵

11.32%

Rental yield¹

3.56%

Median age⁵

36 years











Median household size⁵

2.6 people











BELLFIELD SUBURB REPORT

Recent Bellfield sales











Discover a snapshot of the most recent results for this suburb, to view the full 12 months of sales history, please go to jellisCraig.com.au/suburb-reports

Address	Bedrooms	Type	Price	Sold
 6 Ashe Cr Bellfield	2	House	\$1,055,000	27 Apr 2026
 16 Wimpole Cr Bellfield	3	House	\$990,000	11 Apr 2026
 1/309 Bell St Bellfield	2	Townhouse	\$545,000	27 Mar 2026
 5/281 Bell St Bellfield	3	Townhouse	\$690,000	17 Mar 2026
 27 Davidson St BELLFIELD	3	House	\$1,000,000	13 Mar 2026
 10 Toohey St Bellfield	3	House	\$985,000	05 Mar 2026
 5/44 Plunkett St Bellfield	2	Townhouse	\$647,500	03 Mar 2026
 1/23 Toohey Ct Bellfield	2	Townhouse	\$806,000	27 Feb 2026
 50 Perkins Av Bellfield	3	House	\$1,050,000	10 Feb 2026
 2/11 Poplar Cr Bellfield	4	Townhouse	\$845,000	06 Feb 2026

BELLFIELD SUBURB REPORT

Address	Bedrooms	Type	Price	Sold
 1/341 Bell St Bellfield	3	Townhouse	\$786,000	21 Jan 2026
 4/283 Bell St Bellfield	2	Townhouse	\$605,000	30 Dec 2025
 4 Harrison St Bellfield	3	House	\$1,280,000	30 Dec 2025
 54 Wimpole Cr Bellfield	3	House	\$967,000	13 Dec 2025
 24 Perkins Av Bellfield	3	House	\$640,000	10 Dec 2025
 52 Perkins Av BELLFIELD	3	House	\$1,170,000	07 Dec 2025
 6 Boronia Ct Bellfield	3	House	\$1,050,000	03 Dec 2025
 128 Oriel Rd Bellfield	3	House	\$1,020,000	03 Dec 2025
 60 Wimpole Cr Bellfield	3	House	\$1,060,000	18 Nov 2025
 3/20 Griffiths St Bellfield	2	Townhouse	\$807,000	06 Nov 2025

BELLFIELD SUBURB REPORT

Address	Bedrooms	Type	Price	Sold
 12 Mcgrath St Bellfield	4	House	\$1,185,000	25 Oct 2025
 14 Ashe Cr Bellfield	4	House	\$941,000	18 Oct 2025
 2/309 Bell St Bellfield	2	Townhouse	\$567,000	10 Oct 2025
 3/295 Bell St Bellfield	2	Townhouse	\$630,000	27 Sep 2025
 1A Davidson St Bellfield	3	House	\$950,000	26 Sep 2025
 2/14 Plunkett St BELLFIELD	3	Townhouse	\$870,000	25 Sep 2025
 3/353 Waterdale Rd Bellfield	4	Townhouse	\$960,000	23 Sep 2025
 10A Plunkett St Bellfield	3	House	\$1,082,500	23 Sep 2025
 20 Davidson St Bellfield	4	House	\$1,440,000	21 Sep 2025
 92 Liberty Pde Bellfield	4	House	\$1,447,000	16 Sep 2025



Jellis Craig Ivanhoe
153 Upper Heidelberg Road, Ivanhoe
03 9499 7992

Jellis Craig acknowledges and pays our respects to the Bunurong People, the Wadawurrung People, the Dja Dja Wurrung People and the Wurundjeri People as the Traditional Owners and original custodians of the lands on which Jellis Craig operates.

Data is current as of PDF generation date 01/05/2026

- 1 Property Data Online, updated quarterly for the past 12 months
- 2 Property Data Online, updated daily for the past 12 months
- 3 Property Data Online, updated daily for the past quarter
- 4 Jellis Craig's average inspection attendance per listing (houses) over the last 12 months, updated daily
- 5 2021 Australian Census
- 6 Property Data Online, updated daily

This publication contains data, analytics, statistics and other information supplied by PROPERTYDATAONLINE PTY LTD (PropertyData). The data provided in this publication is of a general nature and should not be construed as specific advice or relied upon in lieu of appropriate professional advice.

PropertyData relies upon data supplied by third parties and while the data is checked and reviewed, PropertyData does not warrant the accuracy or completeness of the information to the full extent permitted by the law and excludes all loss or damage howsoever arising (including through negligence) in connection with the data supplied by PropertyData. The State of Victoria owns the copyright in the Property Sales Data and reproduction of that data in any way without the consent of the State of Victoria will constitute a breach of the Copyright Act 1968 (cth). The State of Victoria does not warrant the accuracy or completeness of the Property Sales Data and any person using or relying upon such information does so on the basis that the State of Victoria accepts no responsibility or liability whatsoever for any errors, faults, defects or omissions in the information supplied.