



Black Hill

# Suburb Report



Your connection to property insights



JellisCraig

BLACK HILL SUBURB REPORT

Median house price<sup>1</sup>

Median

\$559k

Quarterly price change

-1.67% ↓

Median unit price<sup>1</sup>

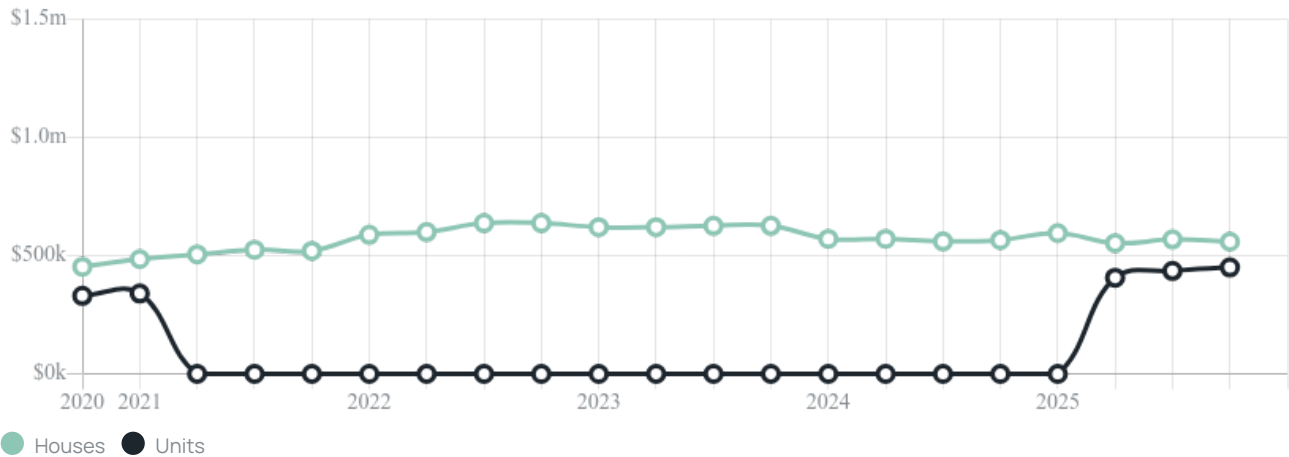
Median

\$450k

Quarterly price change

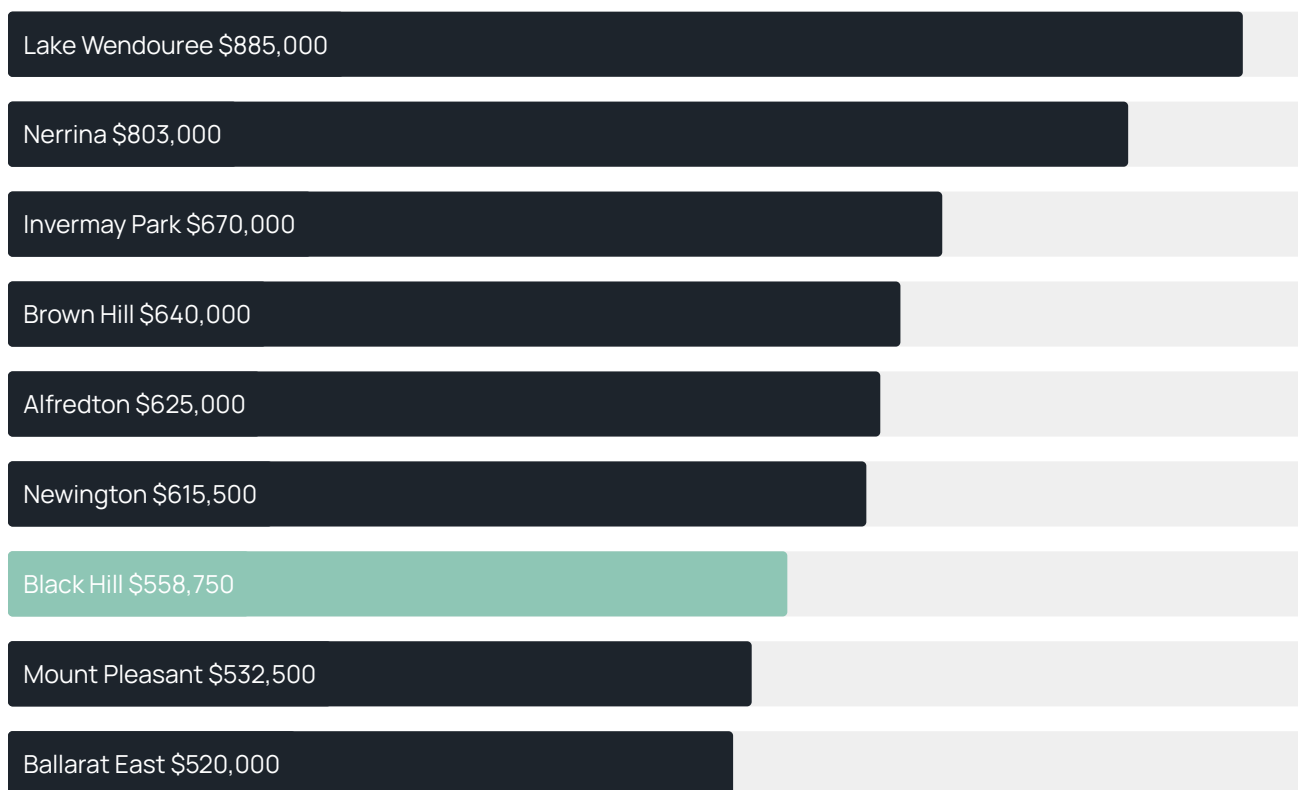
3.44% ↑

Quarterly price change<sup>1</sup>



## BLACK HILL SUBURB REPORT

### Median house price<sup>1</sup>



### Median unit price<sup>1</sup>



Sale method<sup>2</sup>

● Private 100%

Median days on market<sup>3</sup>

39 days

Average hold period<sup>1</sup>

6.6 years

Dwelling type<sup>5</sup>

● Houses 84% ● Units 16%

Ownership<sup>5</sup>

● Owned outright 35% ● Mortgaged 33% ● Rented 32%

Population<sup>5</sup>

2,124

Median asking rent<sup>1</sup>

\$420 per week

Population growth<sup>5</sup>

-0.09%

Rental yield<sup>1</sup>

3.65%

Median age<sup>5</sup>

40 years











Median household size<sup>5</sup>

2.2 people











## BLACK HILL SUBURB REPORT

### Recent Black Hill sales











Discover a snapshot of the most recent results for this suburb, to view the full 12 months of sales history, please go to [jellisraig.com.au/suburb-reports](https://jellisraig.com.au/suburb-reports)

Address	Bedrooms	Type	Price	Sold
 2/506 Sherrard St Black Hill	2	Townhouse	\$485,000	16 Jan 2026
 8 Havelock St Black Hill	4	House	\$635,000	12 Jan 2026
 422 Sherrard St Black Hill	3	House	\$450,000	18 Dec 2025
 417 Sherrard St Black Hill	3	House	\$539,000	02 Dec 2025
 4/508 Havelock St Black Hill	2	Unit	\$461,500	13 Nov 2025
 604 Chisholm St BLACK HILL	4	House	\$1,101,000	10 Nov 2025
 18/10 Simpson St Black Hill	1	Unit	\$240,000	07 Nov 2025
 4/508 Sherrard St Black Hill	2	Unit	\$380,000	31 Oct 2025
 410 Chisholm St Black Hill	3	House	\$697,000	29 Oct 2025
 35 Napier St Black Hill	2	House	\$480,000	28 Oct 2025

## BLACK HILL SUBURB REPORT

Address	Bedrooms	Type	Price	Sold
 619 Sherrard St Black Hill	5	House	\$670,000	24 Oct 2025
 17 Howitt St BLACK HILL	3	House	\$581,000	20 Oct 2025
 1/43 Sweeney St BLACK HILL	2	Townhouse	\$472,000	08 Oct 2025
 606 Chisholm St Black Hill	3	House	\$530,000	25 Sep 2025
 16a Napier St Black Hill	4	House	\$790,000	23 Sep 2025
 2/14 Brooksbank Ct Black Hill	3	Townhouse	\$580,000	23 Sep 2025
 3/14 Brooksbank Ct Black Hill	3	Townhouse	\$580,000	23 Sep 2025
 8/724 Chisholm St Black Hill	2	House	\$405,000	22 Sep 2025
 8 Killeen Av BLACK HILL	3	House	\$600,000	19 Sep 2025
 13 Napier St Black Hill	3	House	\$610,000	15 Sep 2025

## BLACK HILL SUBURB REPORT

Address	Bedrooms	Type	Price	Sold
 27 Gregory St Black Hill	3	House	\$575,000	10 Sep 2025
 6/10 Simpson St Black Hill	1	Flat/Unit/Apartment	\$250,000	08 Sep 2025
 2-4 Sim St Black Hill	6	House	\$1,100,000	03 Sep 2025
 5 Maddern St Black Hill	4	House	\$660,000	02 Sep 2025
 7 Killeen Av Black Hill	3	House	\$540,000	21 Aug 2025
 810 Havelock St Black Hill	4	House	\$650,000	19 Aug 2025
 32 Edwardes St Black Hill	3	House	\$540,000	19 Aug 2025
 60 Rowe St Black Hill	3	House	\$567,500	18 Aug 2025
 5a Esmond St Black Hill	3	House	\$495,000	15 Aug 2025
 2 Sim St Black Hill	6	House	\$1,100,000	14 Aug 2025



**Jellis Craig Ballarat**  
1211 Sturt Street, Ballarat  
03 5329 2500

Jellis Craig acknowledges and pays our respects to the Bunurong People, the Wadawurrung People, the Dja Dja Wurrung People and the Wurundjeri People as the Traditional Owners and original custodians of the lands on which Jellis Craig operates.

---

Data is current as of PDF generation date 01/02/2026

- 1 Property Data Online, updated quarterly for the past 12 months
- 2 Property Data Online, updated daily for the past 12 months
- 3 Property Data Online, updated daily for the past quarter
- 4 Jellis Craig's average inspection attendance per listing (houses) over the last 12 months, updated daily
- 5 2021 Australian Census
- 6 Property Data Online, updated daily

This publication contains data, analytics, statistics and other information supplied by PROPERTYDATAONLINE PTY LTD (PropertyData). The data provided in this publication is of a general nature and should not be construed as specific advice or relied upon in lieu of appropriate professional advice.

PropertyData relies upon data supplied by third parties and while the data is checked and reviewed, PropertyData does not warrant the accuracy or completeness of the information to the full extent permitted by the law and excludes all loss or damage howsoever arising (including through negligence) in connection with the data supplied by PropertyData. The State of Victoria owns the copyright in the Property Sales Data and reproduction of that data in any way without the consent of the State of Victoria will constitute a breach of the Copyright Act 1968 (cth). The State of Victoria does not warrant the accuracy or completeness of the Property Sales Data and any person using or relying upon such information does so on the basis that the State of Victoria accepts no responsibility or liability whatsoever for any errors, faults, defects or omissions in the information supplied.