



Black Hill

# Suburb Report



Your connection to property insights



**JellisCraig**

BLACK HILL SUBURB REPORT

Median house price<sup>1</sup>

Median

\$572k

Quarterly price change

2.28% ↑

Median unit price<sup>1</sup>

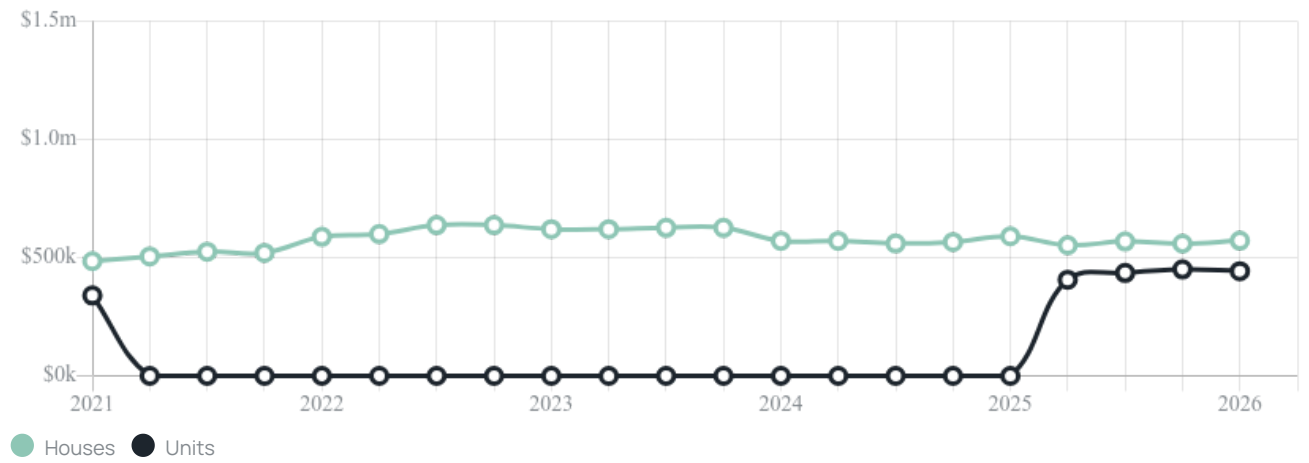
Median

\$443k

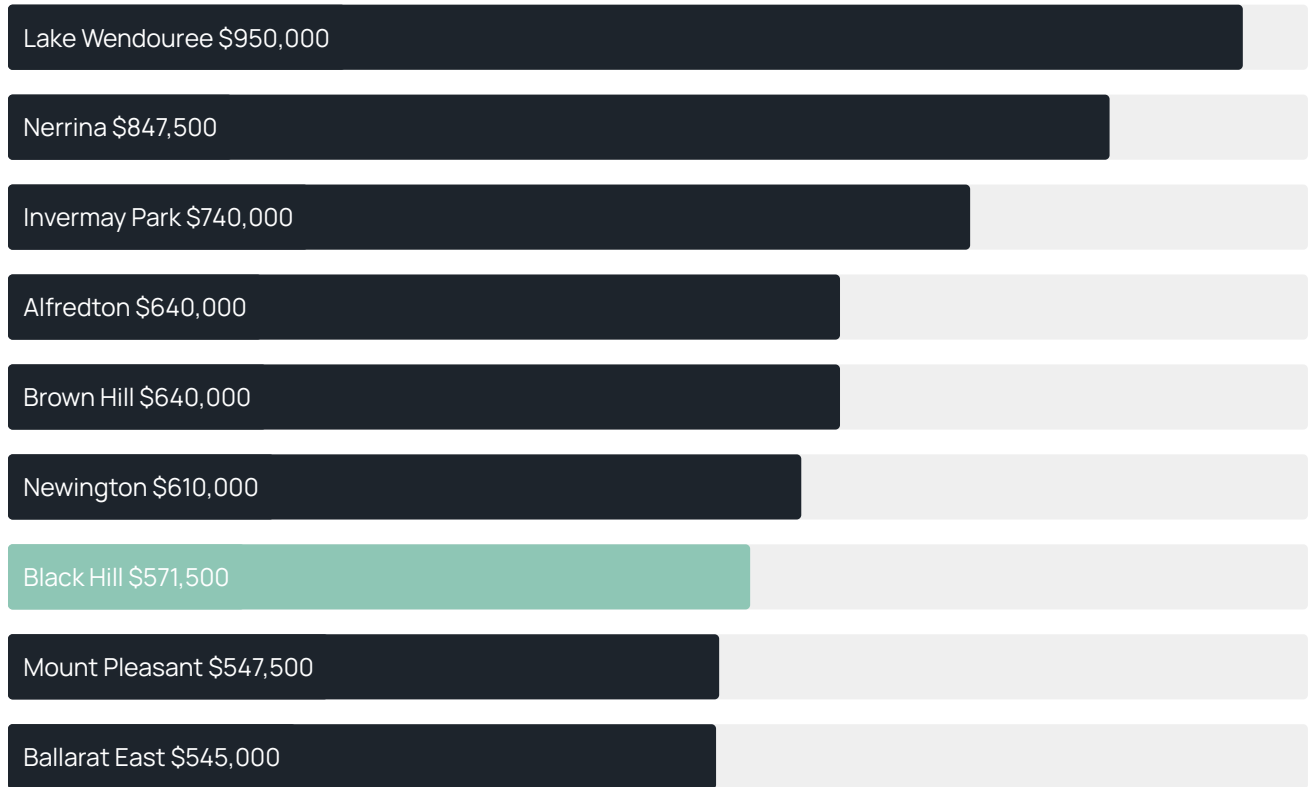
Quarterly price change

-1.66% ↓

Quarterly price change<sup>1</sup>



### Median house price<sup>1</sup>



### Median unit price<sup>1</sup>



Sale method<sup>2</sup>



● Private 100%

Median days on market<sup>3</sup>

55 days

Average hold period<sup>1</sup>

6.6 years

Dwelling type<sup>5</sup>



● Houses 84% ● Units 16%

Ownership<sup>5</sup>



● Owned outright 35% ● Mortgaged 33% ● Rented 32%

Population<sup>5</sup>

2,124

Median asking rent<sup>1</sup>

\$420 per week

Population growth<sup>5</sup>

-0.09%

Rental yield<sup>1</sup>

3.65%

Median age<sup>5</sup>

40 years











Median household size<sup>5</sup>

2.2 people











BLACK HILL SUBURB REPORT

## Recent Black Hill sales











Discover a snapshot of the most recent results for this suburb, to view the full 12 months of sales history, please go to [jellisraig.com.au/suburb-reports](http://jellisraig.com.au/suburb-reports)

Address	Bedrooms	Type	Price	Sold
 406 Nicholson St Black Hill	3	House	\$525,000	26 Jun 2026
 2/309 Nicholson St Black Hill	1	Unit	\$325,000	19 May 2026
 3/309 Nicholson St Black Hill	1	Unit	\$325,000	08 May 2026
 406 Sherrard St Black Hill	4	House	\$765,000	07 May 2026
 1/14 Highview Ct Black Hill	2	House	\$455,000	05 May 2026
 503 Nicholson St Black Hill	3	House	\$590,000	04 May 2026
 2 Sweeney St BLACK HILL	3	House	\$622,000	02 May 2026
 623 Nicholson St Black Hill	3	House	\$560,000	28 Apr 2026
 209 Sim St Black Hill	4	House	\$1,020,000	28 Apr 2026
 203C Clissold St Black Hill	2	House	\$540,000	27 Apr 2026

## BLACK HILL SUBURB REPORT

Address	Bedrooms	Type	Price	Sold
 36 Edwardes St Black Hill	3	House	\$576,000	24 Apr 2026
 16/10 Simpson St Black Hill	1	Unit	\$285,000	22 Apr 2026
 606 Havelock St Black Hill	3	House	\$608,000	20 Apr 2026
 2 Highview Ct Black Hill	4	House	\$715,000	16 Apr 2026
 28 Killeen Av Black Hill	3	House	\$571,000	01 Apr 2026
 2/5 Edwardes St Black Hill	3	Flat/Unit/Apartment	\$575,000	24 Mar 2026
 1/309 Nicholson St Black Hill	2	Unit	\$407,000	17 Mar 2026
 315 Nicholson St Black Hill	3	House	\$470,000	17 Mar 2026
 7 Kenvarra Ct Black Hill	4	House	\$1,100,000	06 Mar 2026
 114 Sim St Black Hill	4	House	\$900,000	06 Mar 2026

## BLACK HILL SUBURB REPORT

Address	Bedrooms	Type	Price	Sold
 311 Peel St.N Black Hill	4	House	\$562,000	28 Feb 2026
 404 Havelock St Black Hill	3	House	\$700,000	27 Feb 2026
 3 Casey Cl Black Hill	4	House	\$735,000	26 Feb 2026
 4/19 Napier St BLACK HILL	2	Townhouse	\$549,000	24 Feb 2026
 405 Sherrard St Black Hill	3	House	\$1,050,000	10 Feb 2026
 704 Nicholson St Black Hill	2	House	\$650,000	09 Feb 2026
 706 Nicholson St Black Hill	2	House	\$550,000	09 Feb 2026
 5 Esmond St Black Hill	3	House	\$380,000	07 Feb 2026
 614 Peel St.N Black Hill	3	House	\$612,000	06 Feb 2026
 120 Duggan St Black Hill	3	House	\$571,500	29 Jan 2026



**Jellis Craig Ballarat**  
1211 Sturt Street, Ballarat  
03 5329 2500

Jellis Craig acknowledges and pays our respects to the Bunurong People, the Wadawurrung People, the Dja Dja Wurrung People and the Wurundjeri People as the Traditional Owners and original custodians of the lands on which Jellis Craig operates.

---

Data is current as of PDF generation date 01/07/2026

- 1 Property Data Online, updated quarterly for the past 12 months
- 2 Property Data Online, updated daily for the past 12 months
- 3 Property Data Online, updated daily for the past quarter
- 4 Jellis Craig's average inspection attendance per listing (houses) over the last 12 months, updated daily
- 5 2021 Australian Census
- 6 Property Data Online, updated daily

This publication contains data, analytics, statistics and other information supplied by PROPERTYDATAONLINE PTY LTD (PropertyData). The data provided in this publication is of a general nature and should not be construed as specific advice or relied upon in lieu of appropriate professional advice.

PropertyData relies upon data supplied by third parties and while the data is checked and reviewed, PropertyData does not warrant the accuracy or completeness of the information to the full extent permitted by the law and excludes all loss or damage howsoever arising (including through negligence) in connection with the data supplied by PropertyData. The State of Victoria owns the copyright in the Property Sales Data and reproduction of that data in any way without the consent of the State of Victoria will constitute a breach of the Copyright Act 1968 (cth). The State of Victoria does not warrant the accuracy or completeness of the Property Sales Data and any person using or relying upon such information does so on the basis that the State of Victoria accepts no responsibility or liability whatsoever for any errors, faults, defects or omissions in the information supplied.