



Black Rock

Suburb Report



Your connection to property insights



JellisCraig

Median house price¹

Median

\$2.40m

Quarterly price change

6.40% ↑

Median unit price¹


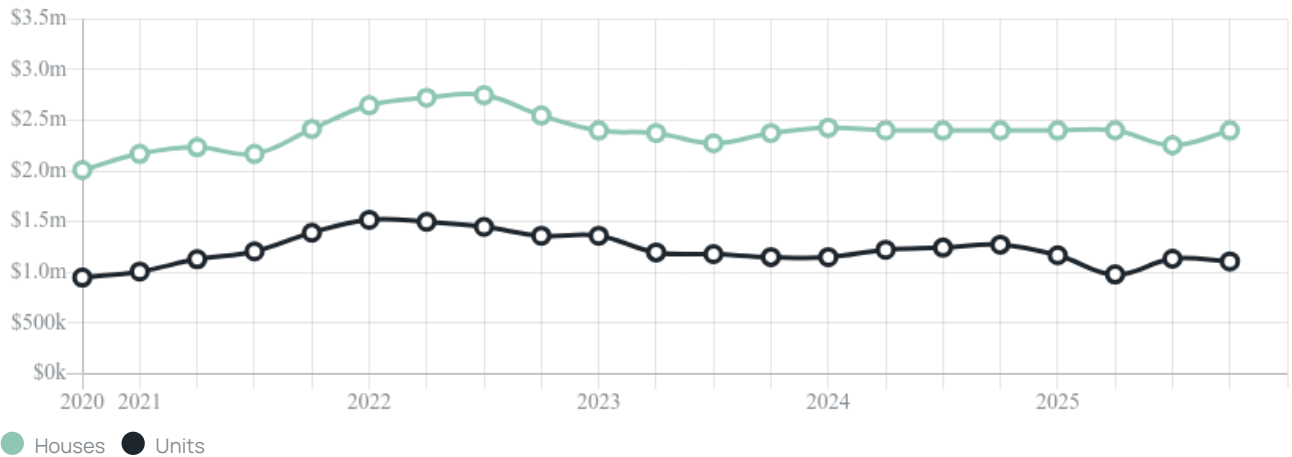
Median

\$1.11m

Quarterly price change

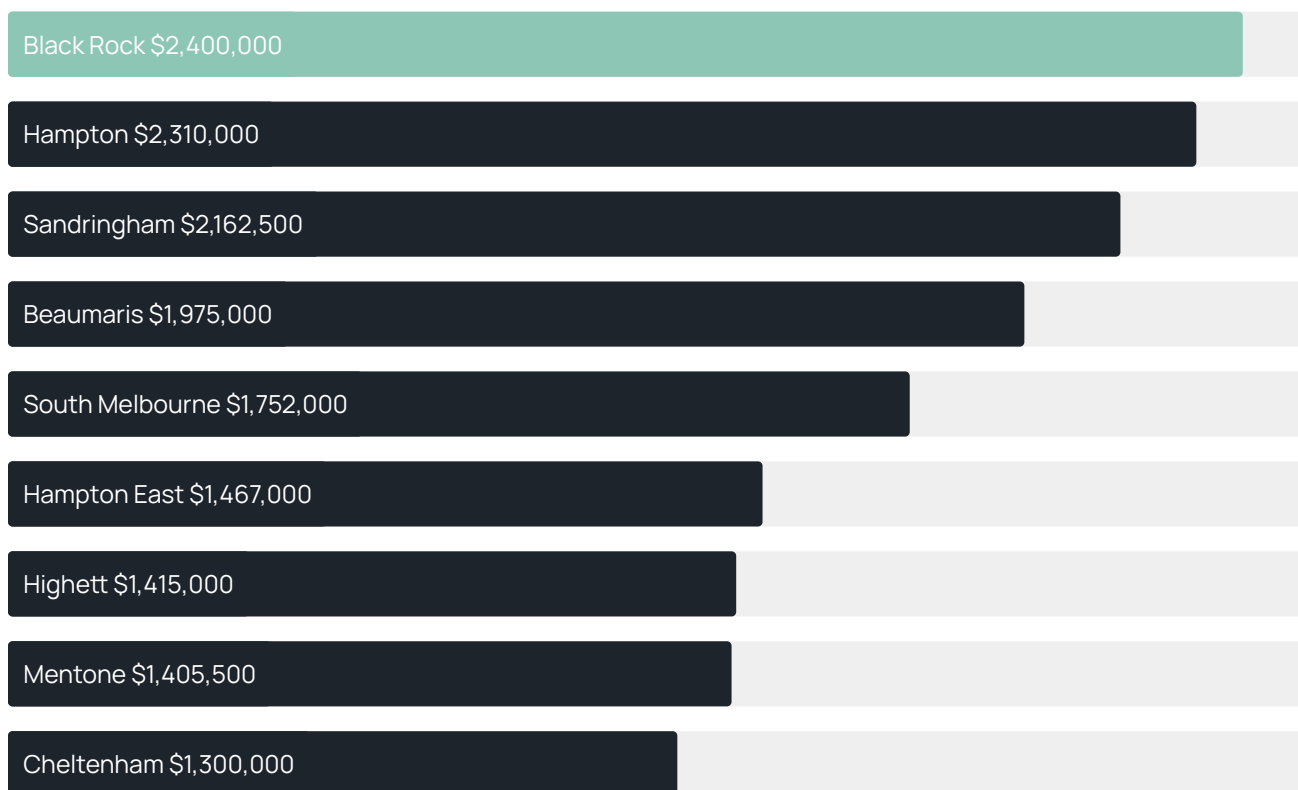
-2.20% ↓

Quarterly price change¹

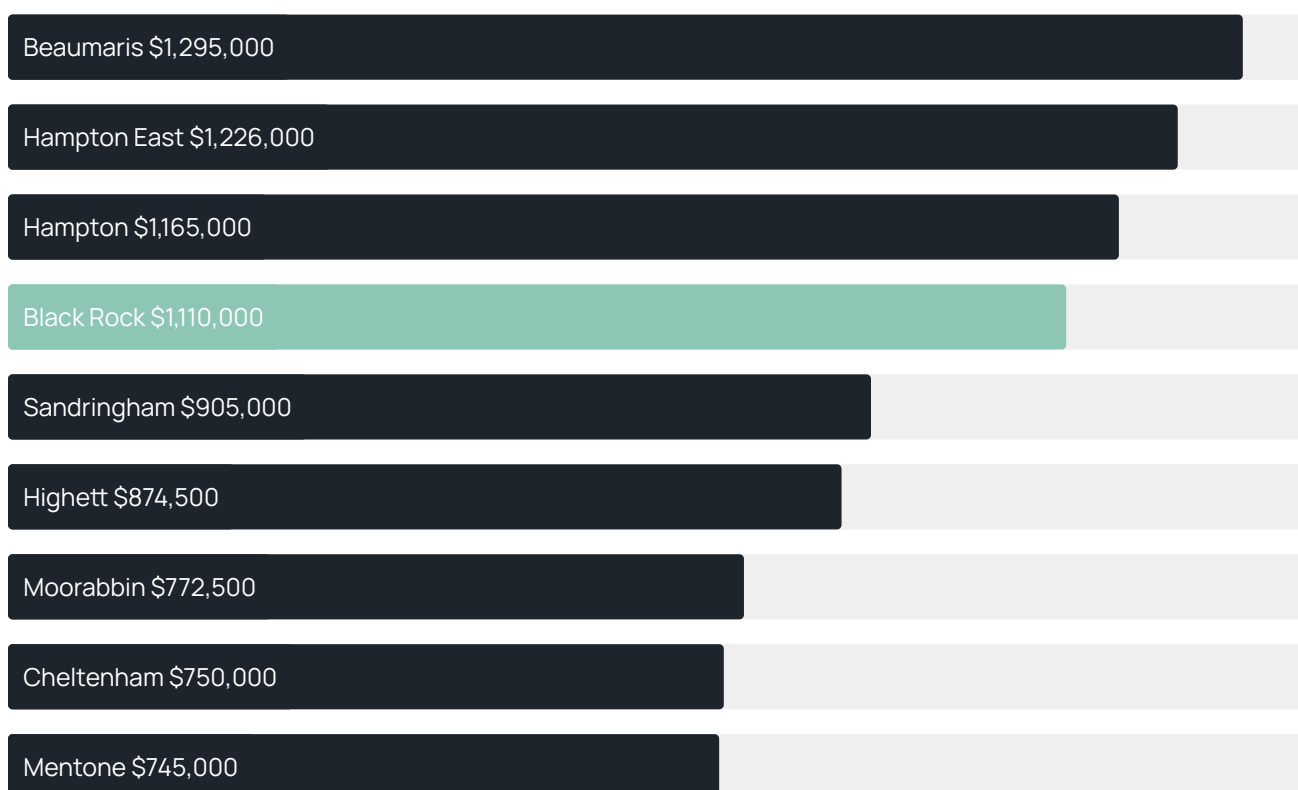


BLACK ROCK SUBURB REPORT

Median house price¹



Median unit price¹



Sale method²Auction clearance rate³

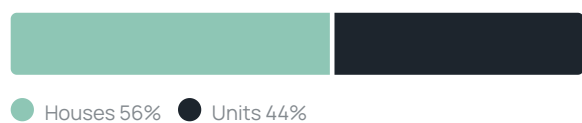
63.16%

Median days on market³

33 days

Average hold period¹

6.8 years

Dwelling type⁵Ownership⁵Population⁵

6,389

Median asking rent¹

\$1,063 per week

Population growth⁵

3.73%

Rental yield¹

2.39%

Median age⁵

49 years











Median household size⁵

2.5 people






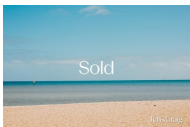




BLACK ROCK SUBURB REPORT

Recent Black Rock sales











Discover a snapshot of the most recent results for this suburb, to view the full 12 months of sales history, please go to jellisCraig.com.au/suburb-reports

Address	Bedrooms	Type	Price	Sold
 2/82-84 Bluff Rd Black Rock	2	Unit	\$690,000	17 Jan 2026
 1/175 Bluff Rd Black Rock	2	Unit	\$920,000	20 Dec 2025
 16 Hunter Av Black Rock	2	Villa	\$949,000	15 Dec 2025
 1/547 Balcombe Rd Black Rock	3	Flat/Unit/Apartment	\$1,330,000	11 Dec 2025
 1/6 First St Black Rock	2	Unit	\$907,000	09 Dec 2025
 18B Iluka St Black Rock	4	House	\$2,400,000	09 Dec 2025
 44a Bluff Rd Black Rock	3	House	\$1,580,000	06 Dec 2025
 172 Bluff Rd Black Rock	3	House	\$1,700,000	05 Dec 2025
 5/82-84 Bluff Rd Black Rock	2	Unit	\$745,000	01 Dec 2025
 2/11 Bent Pde Black Rock	2	Villa	\$1,280,000	29 Nov 2025

BLACK ROCK SUBURB REPORT

Address	Bedrooms	Type	Price	Sold
 3/40 Bayview Cr Black Rock	3	Unit	\$1,130,000	26 Nov 2025
 23 Cheltenham Rd BLACK ROCK	3	House	\$1,560,000	22 Nov 2025
 101 Bluff Rd Black Rock	3	House	\$1,320,000	22 Nov 2025
 3 Eliza St Black Rock	4	House	\$2,525,000	20 Nov 2025
 7/4 Karrakatta St Black Rock	2	Flat/Unit/Apartment	\$950,000	20 Nov 2025
 7/24 Middleton St Black Rock	2	Unit	\$980,000	19 Nov 2025
 2 Love St Black Rock	3	House	\$2,160,000	15 Nov 2025
 15 Cheltenham Rd Black Rock	3	House	\$1,470,000	15 Nov 2025
 43 Potter St Black Rock	4	House	\$3,350,000	15 Nov 2025
 25 Sturdee Rd Black Rock	4	House	\$2,320,000	09 Nov 2025

BLACK ROCK SUBURB REPORT

Address	Bedrooms	Type	Price	Sold
 3/1 Karrakatta St Black Rock	2	Unit	\$805,000	25 Oct 2025
 4a Gordon Cr Black Rock	5	House	\$6,450,000	22 Oct 2025
 5/54 Ebden Av Black Rock	2	Apartment	\$564,500	15 Oct 2025
 2/8 Ebden Av Black Rock	3	Flat/Unit/Apartment	\$591,667	13 Oct 2025
 1/18 First St Black Rock	4	Flat/Unit/Apartment	\$1,750,000	10 Oct 2025
 1/33 Bayview Cr Black Rock	2	Unit	\$1,277,000	09 Oct 2025
 17a Iona St Black Rock	4	Townhouse	\$2,310,000	09 Oct 2025
 2/27 Ardoyne St Black Rock	3	Townhouse	\$1,710,000	04 Oct 2025
 65b Ardoyne St Black Rock	5	Townhouse	\$4,200,000	25 Sep 2025
 10 Smeed St BLACK ROCK	3	House	\$2,050,000	20 Sep 2025



Jellis Craig Brighton
Level 1, 181 Bay Street, Brighton
03 9194 1200

Jellis Craig acknowledges and pays our respects to the Bunurong People, the Wadawurrung People, the Dja Dja Wurrung People and the Wurundjeri People as the Traditional Owners and original custodians of the lands on which Jellis Craig operates.

Data is current as of PDF generation date 01/02/2026

- 1 Property Data Online, updated quarterly for the past 12 months
- 2 Property Data Online, updated daily for the past 12 months
- 3 Property Data Online, updated daily for the past quarter
- 4 Jellis Craig's average inspection attendance per listing (houses) over the last 12 months, updated daily
- 5 2021 Australian Census
- 6 Property Data Online, updated daily

This publication contains data, analytics, statistics and other information supplied by PROPERTYDATAONLINE PTY LTD (PropertyData). The data provided in this publication is of a general nature and should not be construed as specific advice or relied upon in lieu of appropriate professional advice.

PropertyData relies upon data supplied by third parties and while the data is checked and reviewed, PropertyData does not warrant the accuracy or completeness of the information to the full extent permitted by the law and excludes all loss or damage howsoever arising (including through negligence) in connection with the data supplied by PropertyData. The State of Victoria owns the copyright in the Property Sales Data and reproduction of that data in any way without the consent of the State of Victoria will constitute a breach of the Copyright Act 1968 (cth). The State of Victoria does not warrant the accuracy or completeness of the Property Sales Data and any person using or relying upon such information does so on the basis that the State of Victoria accepts no responsibility or liability whatsoever for any errors, faults, defects or omissions in the information supplied.