



Black Rock

# Suburb Report



Your connection to property insights



JellisCraig

BLACK ROCK SUBURB REPORT

Median house price<sup>1</sup>

Median

\$2.26m

Quarterly price change

-6.07% ↓

Median unit price<sup>1</sup>

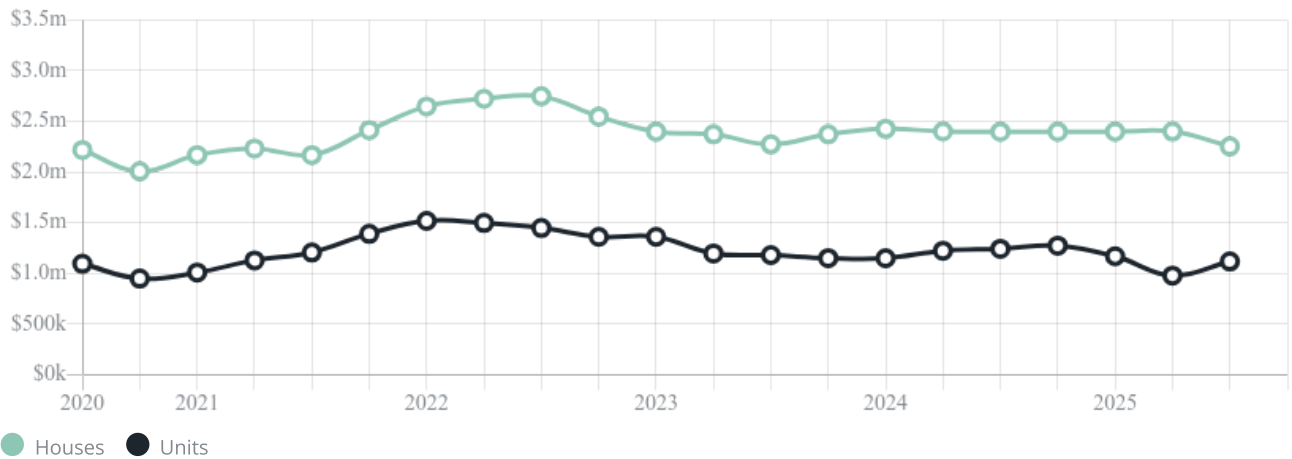
Median

\$1.12m

Quarterly price change

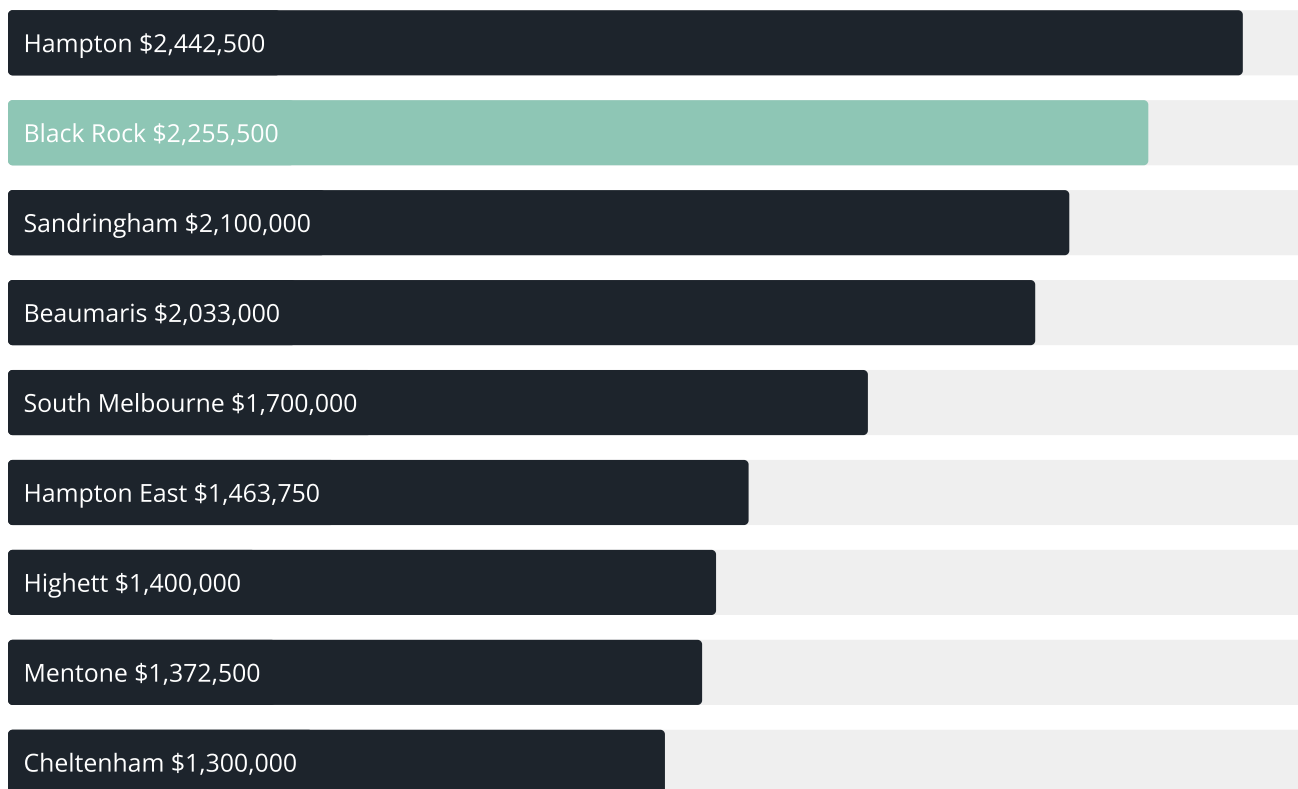
14.28% ↑

Quarterly price change<sup>1</sup>

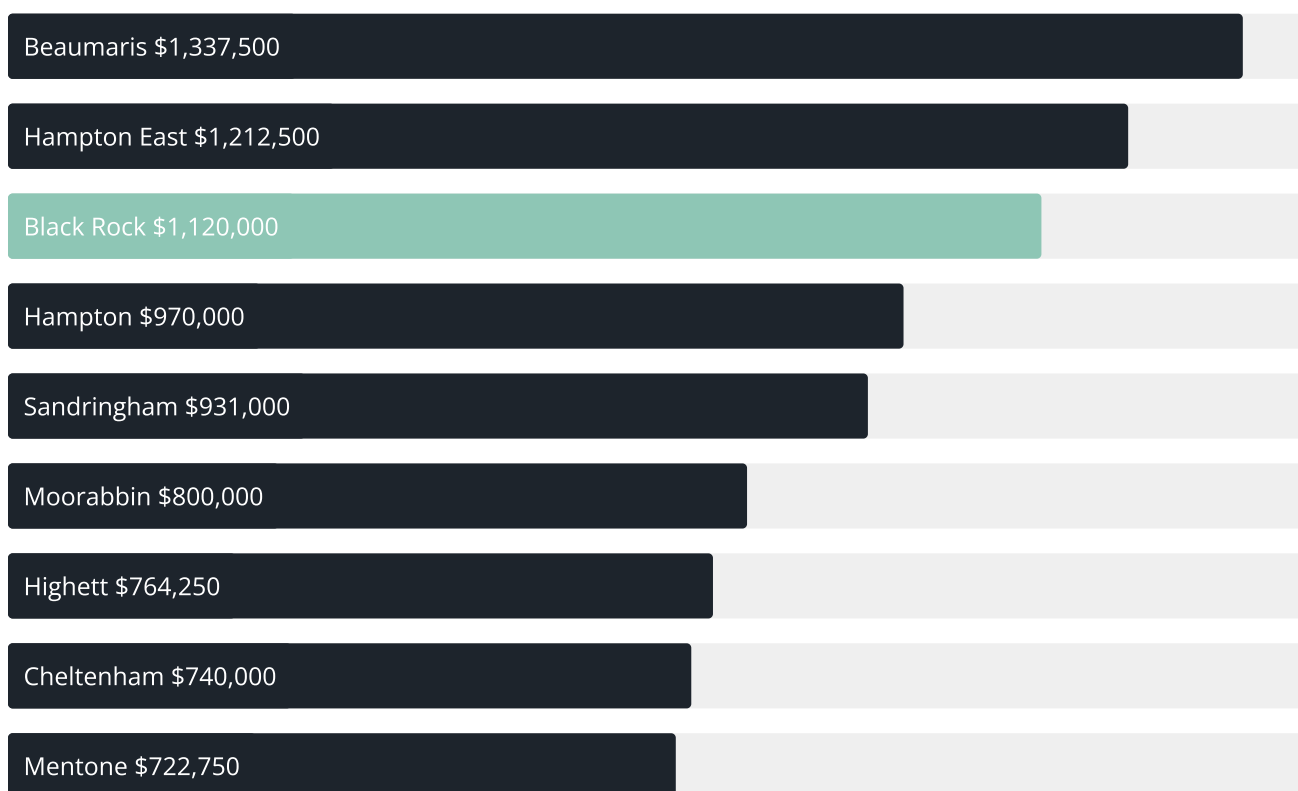


## BLACK ROCK SUBURB REPORT

### Median house price<sup>1</sup>



### Median unit price<sup>1</sup>



Sale method<sup>2</sup>Auction clearance rate<sup>3</sup>

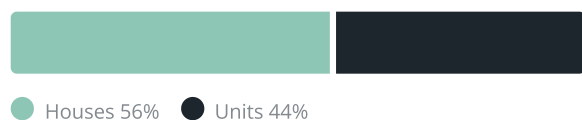
60%

Median days on market<sup>3</sup>

32 days

Average hold period<sup>1</sup>

6.8 years

Dwelling type<sup>5</sup>Ownership<sup>5</sup>Population<sup>5</sup>

6,389

Median asking rent<sup>1</sup>

\$1,065 per week

Population growth<sup>5</sup>

3.73%

Rental yield<sup>1</sup>

2.39%

Median age<sup>5</sup>

49 years











Median household size<sup>5</sup>

2.5 people











## BLACK ROCK SUBURB REPORT

## Recent Black Rock sales

Discover a snapshot of the most recent results for this suburb, to view the full 12 months of sales history, please go to [jellisraig.com.au/suburb-reports](https://jellisraig.com.au/suburb-reports)











Address	Bedrooms	Type	Price	Sold
 1/175 Bluff Rd Black Rock	2	Unit	\$920,000	20 Dec 2025
 16 Hunter Av Black Rock	2	Villa	\$949,000	15 Dec 2025
 18B Iluka St Black Rock	4	House	\$2,400,000	09 Dec 2025
 44a Bluff Rd Black Rock	3	House	\$1,580,000	06 Dec 2025
 172 Bluff Rd Black Rock	3	House	\$1,700,000	05 Dec 2025
 5/82-84 Bluff Rd Black Rock	2	Unit	\$745,000	01 Dec 2025
 2/11 Bent Pde Black Rock	2	Villa	\$1,280,000	29 Nov 2025
 3/40 Bayview Cr Black Rock	3	Unit	\$1,130,000	26 Nov 2025
 23 Cheltenham Rd BLACK ROCK	3	House	\$1,560,000	22 Nov 2025
 101 Bluff Rd Black Rock	3	House	\$1,320,000	22 Nov 2025

## BLACK ROCK SUBURB REPORT

Address	Bedrooms	Type	Price	Sold
 7/24 Middleton St Black Rock	2	Unit	\$980,000	19 Nov 2025
 2 Love St Black Rock	3	House	\$2,160,000	15 Nov 2025
 15 Cheltenham Rd Black Rock	3	House	\$1,470,000	15 Nov 2025
 43 Potter St Black Rock	4	House	\$3,350,000	15 Nov 2025
 25 Sturdee Rd Black Rock	4	House	\$2,320,000	09 Nov 2025
 3/1 Karrakatta St Black Rock	2	Unit	\$805,000	25 Oct 2025
 4a Gordon Cr Black Rock	5	House	\$6,450,000	22 Oct 2025
 5/54 Ebden Av Black Rock	2	Apartment	\$564,500	15 Oct 2025
 2/8 Ebden Av Black Rock	3	Flat/Unit/Apartment	\$591,667	13 Oct 2025
 1/33 Bayview Cr Black Rock	2	Unit	\$1,277,000	09 Oct 2025



## BLACK ROCK SUBURB REPORT

Address	Bedrooms	Type	Price	Sold
 17a Iona St Black Rock	4	Townhouse	\$2,310,000	09 Oct 2025
 2/27 Ardoyne St Black Rock	3	Townhouse	\$1,710,000	04 Oct 2025
 65b Ardoyne St Black Rock	5	Townhouse	\$4,200,000	25 Sep 2025
 10 Smeed St BLACK ROCK	3	House	\$2,050,000	20 Sep 2025
 3/263 Beach Rd Black Rock	3	Unit	\$1,437,500	13 Sep 2025
 20 Iluka St Black Rock	3	Townhouse	\$1,870,000	13 Sep 2025
 174 Bluff Rd Black Rock	3	House	\$1,600,000	11 Sep 2025
 55 Iona St Black Rock	5	House	\$3,750,000	06 Sep 2025
 537a Balcombe Rd Black Rock	3	Townhouse	\$1,465,000	30 Aug 2025
 121 Bluff Rd Black Rock	3	Townhouse	\$1,420,000	30 Aug 2025



**Jellis Craig Brighton**

Level 1, 181 Bay Street, Brighton  
03 9194 1200

Jellis Craig acknowledges and pays our respects to the Bunurong People, the Wadawurrung People, the Dja Dja Wurrung People and the Wurundjeri People as the Traditional Owners and original custodians of the lands on which Jellis Craig operates.

---

Data is current as of PDF generation date 08/01/2026

- 1 Property Data Online, updated quarterly for the past 12 months
- 2 Property Data Online, updated daily for the past 12 months
- 3 Property Data Online, updated daily for the past quarter
- 4 Jellis Craig's average inspection attendance per listing (houses) over the last 12 months, updated daily
- 5 2021 Australian Census
- 6 Property Data Online, updated daily

This publication contains data, analytics, statistics and other information supplied by PROPERTYDATAONLINE PTY LTD (PropertyData). The data provided in this publication is of a general nature and should not be construed as specific advice or relied upon in lieu of appropriate professional advice.

PropertyData relies upon data supplied by third parties and while the data is checked and reviewed, PropertyData does not warrant the accuracy or completeness of the information to the full extent permitted by the law and excludes all loss or damage howsoever arising (including through negligence) in connection with the data supplied by PropertyData. The State of Victoria owns the copyright in the Property Sales Data and reproduction of that data in any way without the consent of the State of Victoria will constitute a breach of the Copyright Act 1968 (cth). The State of Victoria does not warrant the accuracy or completeness of the Property Sales Data and any person using or relying upon such information does so on the basis that the State of Victoria accepts no responsibility or liability whatsoever for any errors, faults, defects or omissions in the information supplied.