



Black Rock

Suburb Report



Your connection to property insights



JellisCraig

BLACK ROCK SUBURB REPORT

Median house price¹

Median

\$2.36m

Quarterly price change

-1.66% ↓

Median unit price¹

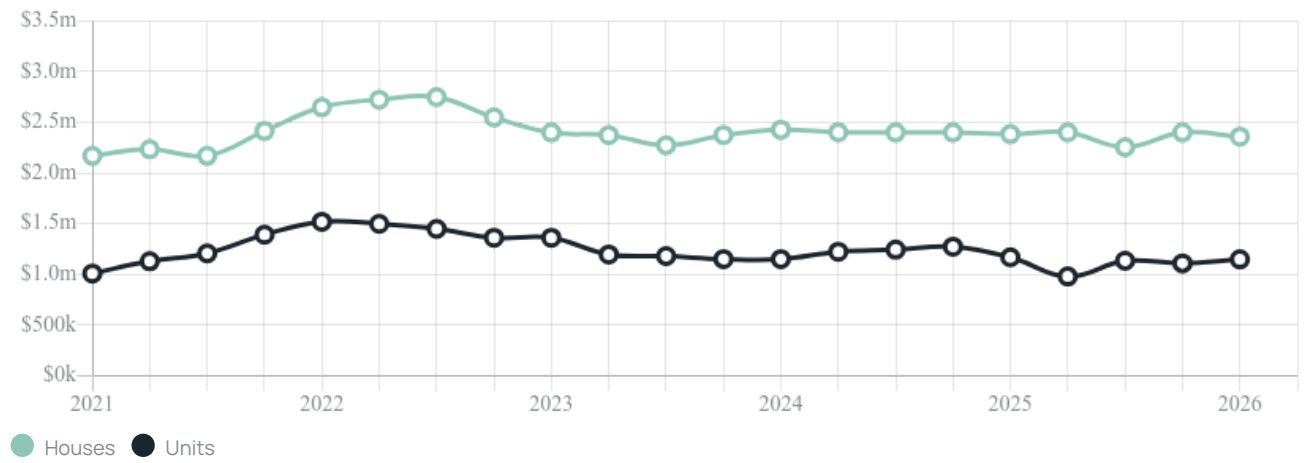
Median

\$1.15m

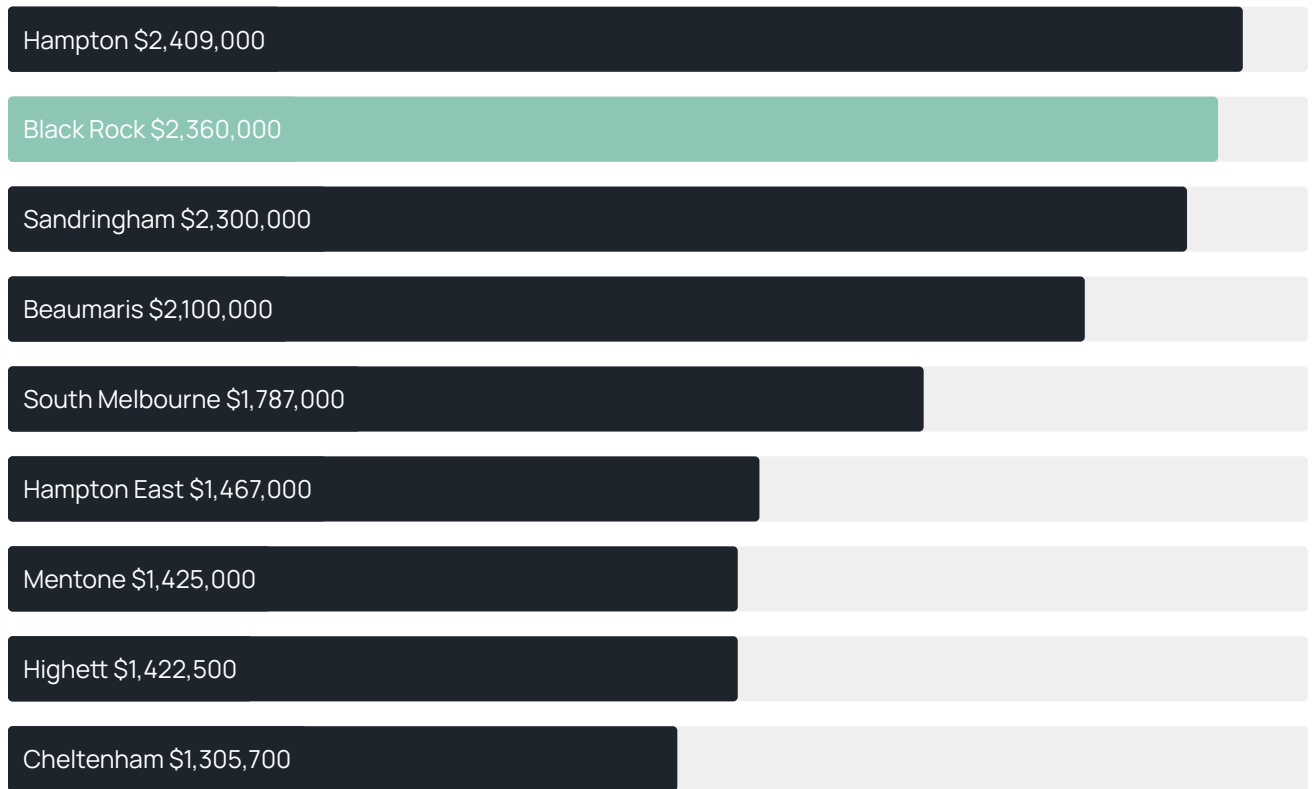
Quarterly price change

3.60% ↑

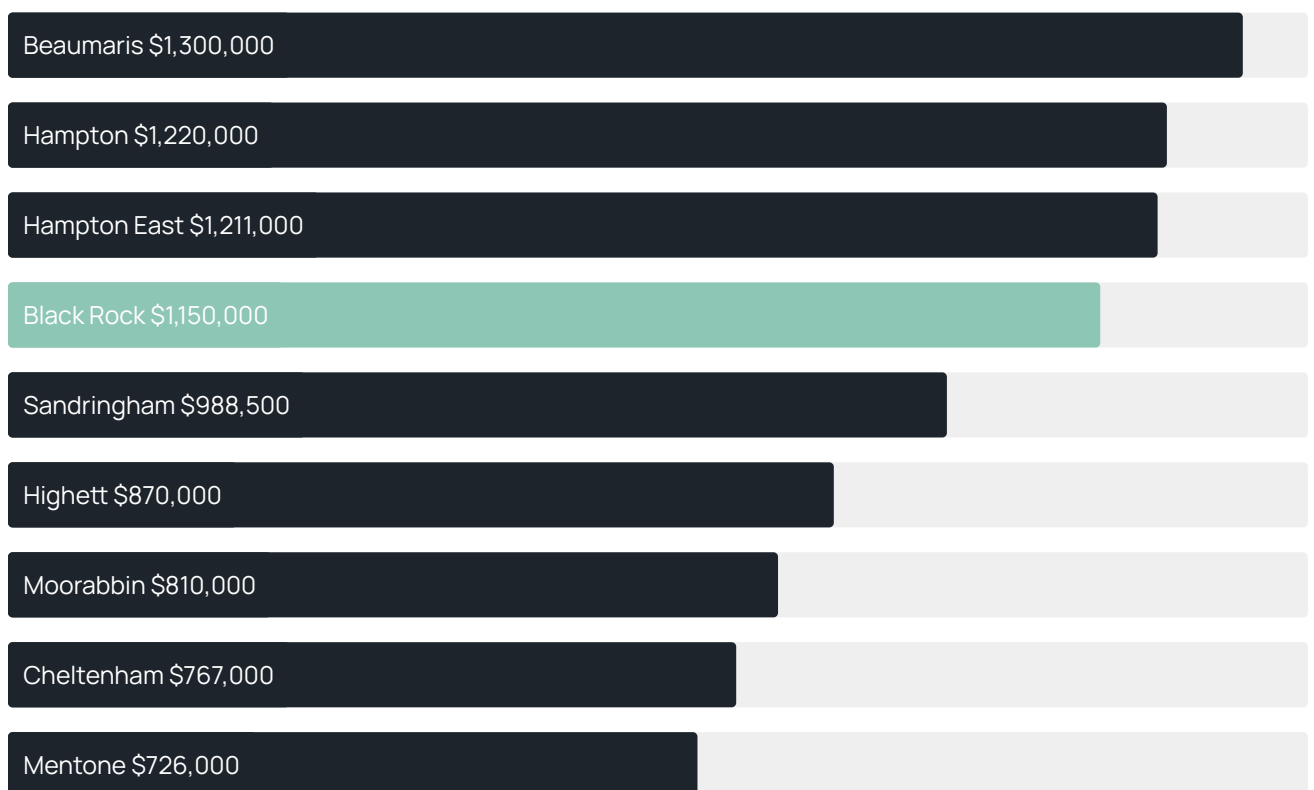
Quarterly price change¹



Median house price¹



Median unit price¹



Sale method²



- Auction 35%
- Private 65%

Auction clearance rate³

63.64%

Median days on market³

38 days

Average hold period¹

6.8 years

Dwelling type⁵



- Houses 56%
- Units 44%

Ownership⁵



- Owned outright 53%
- Mortgaged 33%
- Rented 15%

Population⁵

6,389

Median asking rent¹

\$1,078 per week

Population growth⁵

3.73%

Rental yield¹

2.39%

Median age⁵

49 years











Median household size⁵

2.5 people











BLACK ROCK SUBURB REPORT

Recent Black Rock sales











Discover a snapshot of the most recent results for this suburb, to view the full 12 months of sales history, please go to jellisCraig.com.au/suburb-reports

Address	Bedrooms	Type	Price	Sold
 2/517 Balcombe Rd Black Rock	3	House	\$1,125,000	16 Jun 2026
 46 Potter St Black Rock	4	House	\$2,310,000	13 Jun 2026
 72 Bluff Rd Black Rock	3	Townhouse	\$1,500,000	13 Jun 2026
 1/273 Beach Rd Black Rock	4	Townhouse	\$1,925,000	30 May 2026
 549 Balcombe Rd Black Rock	1	House	\$3,750,000	23 May 2026
 5/22a Bluff Rd Black Rock	2	Apartment	\$725,000	22 May 2026
 2/7 Mcgregor Av Black Rock	2	Townhouse	\$990,000	16 May 2026
 27 Seaview Cr Black Rock	5	House	\$3,275,000	13 May 2026
 7/216-218 Beach Rd Black Rock	2	Unit	\$838,000	05 May 2026
 11/1 Karrakatta St Black Rock	2	Flat/Unit/Apartment	\$740,000	30 Apr 2026

BLACK ROCK SUBURB REPORT

Address	Bedrooms	Type	Price	Sold
 39 Love St Black Rock	3	House	\$1,680,000	24 Apr 2026
 2/51 Second St Black Rock	3	Townhouse	\$1,680,000	22 Apr 2026
 7/216 Beach Rd Black Rock	2	Strata Unit/Flat	\$838,000	20 Apr 2026
 3/527 Balcombe Rd Black Rock	2	Unit	\$830,000	18 Apr 2026
 228a Beach Rd Black Rock	4	Townhouse	\$1,950,000	08 Apr 2026
 15 Iona St Black Rock	4	House	\$4,325,000	08 Apr 2026
 4/39 Fourth St Black Rock	2	Unit	\$888,000	07 Apr 2026
 45 Fourth St Black Rock	4	House	\$2,515,000	31 Mar 2026
 568 Balcombe Rd Black Rock	4	House	\$2,787,500	26 Mar 2026
 1/16 First St Black Rock	3	Townhouse	\$1,770,000	25 Mar 2026

BLACK ROCK SUBURB REPORT

Address	Bedrooms	Type	Price	Sold
 3/21 Ebdon Av Black Rock	4	Townhouse	\$1,600,000	23 Mar 2026
 1/571 Balcombe Rd Black Rock	3	Flat/Unit/Apartment	\$865,000	23 Mar 2026
 3/7 Love St Black Rock	2	Unit	\$1,045,000	21 Mar 2026
 165 Bluff Rd Black Rock	4	House	\$2,200,000	21 Mar 2026
 2/22 Fifth St Black Rock	2	Unit	\$915,000	21 Mar 2026
 34 Bent Pde Black Rock	4	House	\$1,750,000	11 Mar 2026
 7/1 Karrakatta St BLACK ROCK	2	Unit	\$655,000	10 Mar 2026
 6 St Andrews Ct Black Rock	4	House	\$2,704,000	06 Mar 2026
 8A Cullinane St Black Rock	3	Townhouse	\$2,220,000	05 Mar 2026
 15 Bayview Cr Black Rock	3	House	\$1,860,000	02 Mar 2026



Jellis Craig Brighton
Level 1, 181 Bay Street, Brighton
03 9194 1200

Jellis Craig acknowledges and pays our respects to the Bunurong People, the Wadawurrung People, the Dja Dja Wurrung People and the Wurundjeri People as the Traditional Owners and original custodians of the lands on which Jellis Craig operates.

Data is current as of PDF generation date 01/07/2026

- 1 Property Data Online, updated quarterly for the past 12 months
- 2 Property Data Online, updated daily for the past 12 months
- 3 Property Data Online, updated daily for the past quarter
- 4 Jellis Craig's average inspection attendance per listing (houses) over the last 12 months, updated daily
- 5 2021 Australian Census
- 6 Property Data Online, updated daily

This publication contains data, analytics, statistics and other information supplied by PROPERTYDATAONLINE PTY LTD (PropertyData). The data provided in this publication is of a general nature and should not be construed as specific advice or relied upon in lieu of appropriate professional advice.

PropertyData relies upon data supplied by third parties and while the data is checked and reviewed, PropertyData does not warrant the accuracy or completeness of the information to the full extent permitted by the law and excludes all loss or damage howsoever arising (including through negligence) in connection with the data supplied by PropertyData. The State of Victoria owns the copyright in the Property Sales Data and reproduction of that data in any way without the consent of the State of Victoria will constitute a breach of the Copyright Act 1968 (cth). The State of Victoria does not warrant the accuracy or completeness of the Property Sales Data and any person using or relying upon such information does so on the basis that the State of Victoria accepts no responsibility or liability whatsoever for any errors, faults, defects or omissions in the information supplied.