



# Blackburn North Suburb Report



Your connection to property insights



**JellisCraig**

BLACKBURN NORTH SUBURB REPORT

Median house price<sup>1</sup>

Median

\$1.45m

Quarterly price change

5.95% ↑

Median unit price<sup>1</sup>

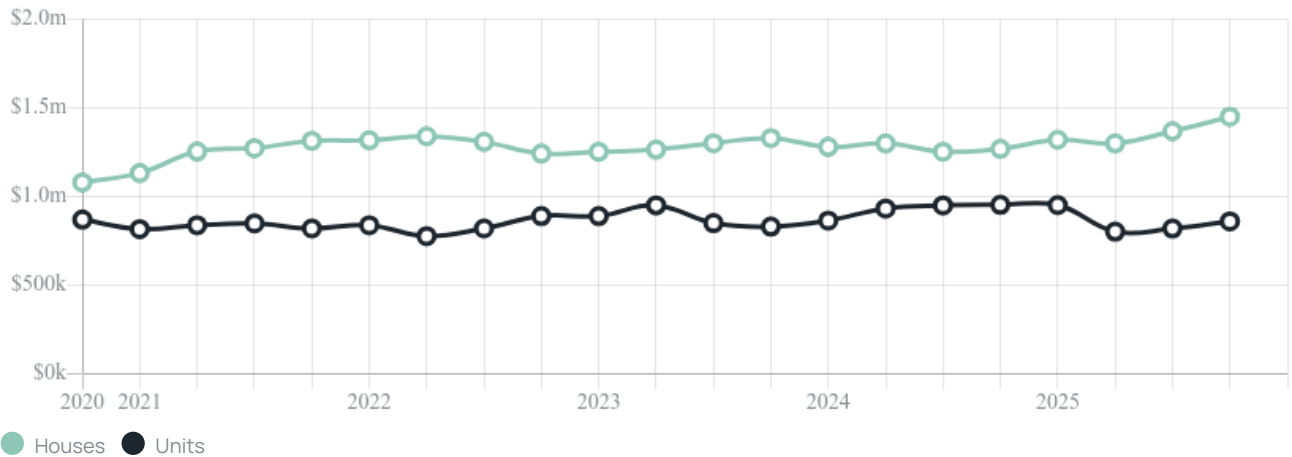
Median

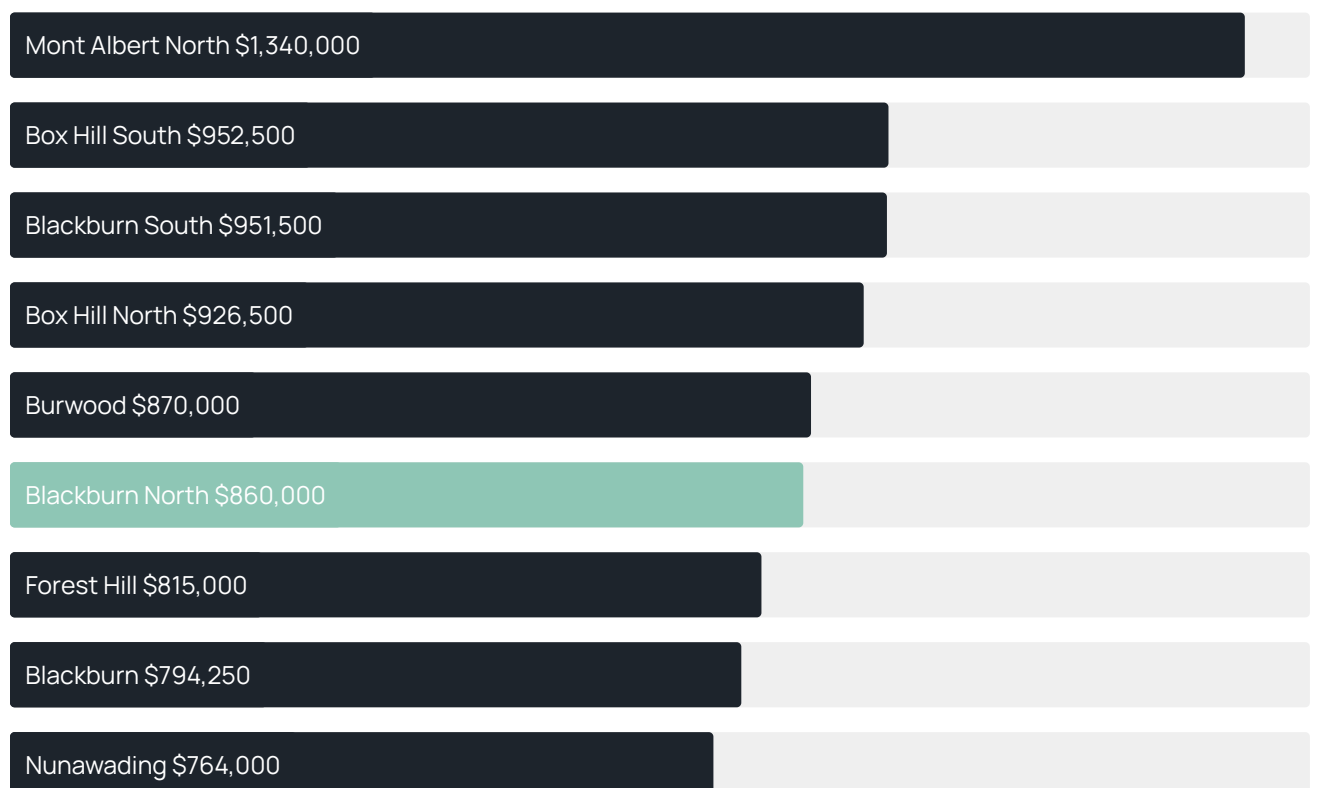
\$860k

Quarterly price change

4.92% ↑

Quarterly price change<sup>1</sup>



Median house price<sup>1</sup>Median unit price<sup>1</sup>

Sale method<sup>2</sup>

● Auction 76%  
● Private 24%

Auction clearance rate<sup>3</sup>

---

**90.91%**Median days on market<sup>3</sup>

---

**26 days**Jellis Craig average inspection attendance per listing<sup>4</sup>

---

**26 groups**Average hold period<sup>1</sup>

---

**8.4 years**Dwelling type<sup>5</sup>

● Houses 83% ● Units 17%

Ownership<sup>5</sup>

● Owned outright 40% ● Mortgaged 41% ● Rented 18%

Population<sup>5</sup>

---

**7,627**Median asking rent<sup>1</sup>

---

**\$680 per week**Population growth<sup>5</sup>

---

**2.57%**Rental yield<sup>1</sup>

---

**2.49%**Median age<sup>5</sup>

---

**39 years**Median household size<sup>5</sup>











---

**2.8 people**











## BLACKBURN NORTH SUBURB REPORT

### Recent Blackburn North sales











Discover a snapshot of the most recent results for this suburb, to view the full 12 months of sales history, please go to [jellisraig.com.au/suburb-reports](https://jellisraig.com.au/suburb-reports)

Address	Bedrooms	Type	Price	Sold
 8 Lobelia Ct Blackburn North	3	House	\$1,191,000	31 Jan 2026
 2/6 Charlton St Blackburn North	4	Townhouse	\$1,370,000	30 Jan 2026
 29 Rialton Av Blackburn North	4	House	\$2,020,000	17 Jan 2026
 13 Simon St Blackburn North	5	House	\$1,262,000	14 Dec 2025
 133 Springfield Rd Blackburn North	5	House	\$1,755,000	06 Dec 2025
 18 Middlefield Dr Blackburn North	3	House	\$1,697,000	06 Dec 2025
 2/105 Surrey Rd Blackburn North	3	Flat/Unit/Apartment	\$848,888	04 Dec 2025
 18 Diana Dr Blackburn North	4	House	\$1,700,000	03 Dec 2025
 13 Essex St Blackburn North	3	House	\$888,000	02 Dec 2025
 2 Killeen Av Blackburn North	3	House	\$1,010,000	29 Nov 2025

## BLACKBURN NORTH SUBURB REPORT

Address	Bedrooms	Type	Price	Sold
 85 Koonung Rd Blackburn North	4	House	\$1,520,000	29 Nov 2025
 4 Kurrajong Way Blackburn North	3	House	\$1,305,000	29 Nov 2025
 2a Douglas St Blackburn North	3	Townhouse	\$1,298,000	29 Nov 2025
 18 Slater Av Blackburn North	5	House	\$1,450,000	26 Nov 2025
 23 Primrose St Blackburn North	4	House	\$1,670,000	22 Nov 2025
 38 Bridgeford Av Blackburn North	4	House	\$1,550,000	22 Nov 2025
 2 Fithie St Blackburn North	3	House	\$1,140,000	21 Nov 2025
 120 Surrey Rd Blackburn North	3	House	\$1,453,500	16 Nov 2025
 4 Primula St Blackburn North	3	House	\$1,280,000	15 Nov 2025
 7 Grosvenor St Blackburn North	3	House	\$1,300,500	01 Nov 2025

## BLACKBURN NORTH SUBURB REPORT

Address	Bedrooms	Type	Price	Sold
 2/22 Wilton St Blackburn North	3	Unit	\$1,025,000	29 Oct 2025
 2 Kent Cl Blackburn North	4	House	\$1,650,000	25 Oct 2025
 2 Lulworth St Blackburn North	4	House	\$2,188,000	25 Oct 2025
 18 Charlton St Blackburn North	3	House	\$1,512,000	25 Oct 2025
 71 Shafer Rd Blackburn North	3	Townhouse	\$1,430,000	25 Oct 2025
 1 Greenglade Ct Blackburn North	4	House	\$1,880,000	25 Oct 2025
 1 Devon Dr Blackburn North	4	House	\$1,820,000	25 Oct 2025
 2/165 Springfield Rd Blackburn North	3	Unit	\$990,000	22 Oct 2025
 1 Pottery Dr Blackburn North	4	House	\$735,000	21 Oct 2025
 16 Jessie St Blackburn North	3	House	\$1,150,000	18 Oct 2025





**Jellis Craig Whitehorse**  
166 Whitehorse Road, Blackburn  
03 9908 5700

Jellis Craig acknowledges and pays our respects to the Bunurong People, the Wadawurrung People, the Dja Dja Wurrung People and the Wurundjeri People as the Traditional Owners and original custodians of the lands on which Jellis Craig operates.

---

Data is current as of PDF generation date 01/02/2026

- 1 Property Data Online, updated quarterly for the past 12 months
- 2 Property Data Online, updated daily for the past 12 months
- 3 Property Data Online, updated daily for the past quarter
- 4 Jellis Craig's average inspection attendance per listing (houses) over the last 12 months, updated daily
- 5 2021 Australian Census
- 6 Property Data Online, updated daily

This publication contains data, analytics, statistics and other information supplied by PROPERTYDATAONLINE PTY LTD (PropertyData). The data provided in this publication is of a general nature and should not be construed as specific advice or relied upon in lieu of appropriate professional advice.

PropertyData relies upon data supplied by third parties and while the data is checked and reviewed, PropertyData does not warrant the accuracy or completeness of the information to the full extent permitted by the law and excludes all loss or damage howsoever arising (including through negligence) in connection with the data supplied by PropertyData. The State of Victoria owns the copyright in the Property Sales Data and reproduction of that data in any way without the consent of the State of Victoria will constitute a breach of the Copyright Act 1968 (cth). The State of Victoria does not warrant the accuracy or completeness of the Property Sales Data and any person using or relying upon such information does so on the basis that the State of Victoria accepts no responsibility or liability whatsoever for any errors, faults, defects or omissions in the information supplied.