



Blackburn North

Suburb Report



Your connection to property insights



JellisCraig

BLACKBURN NORTH SUBURB REPORT

Median house price¹

Median

\$1.46m

Quarterly price change

0.72% ↑

Median unit price¹

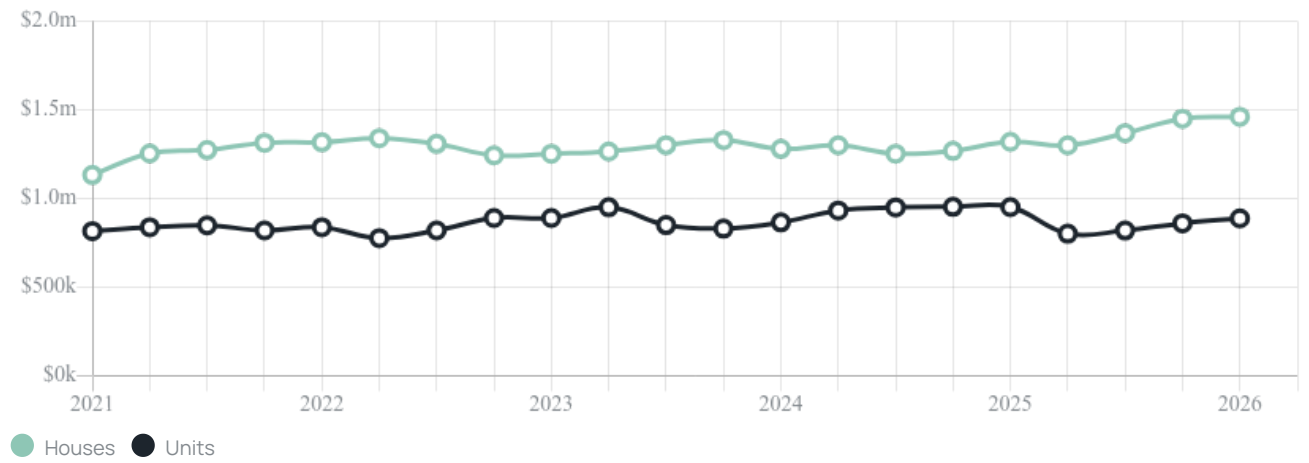
Median

\$888k

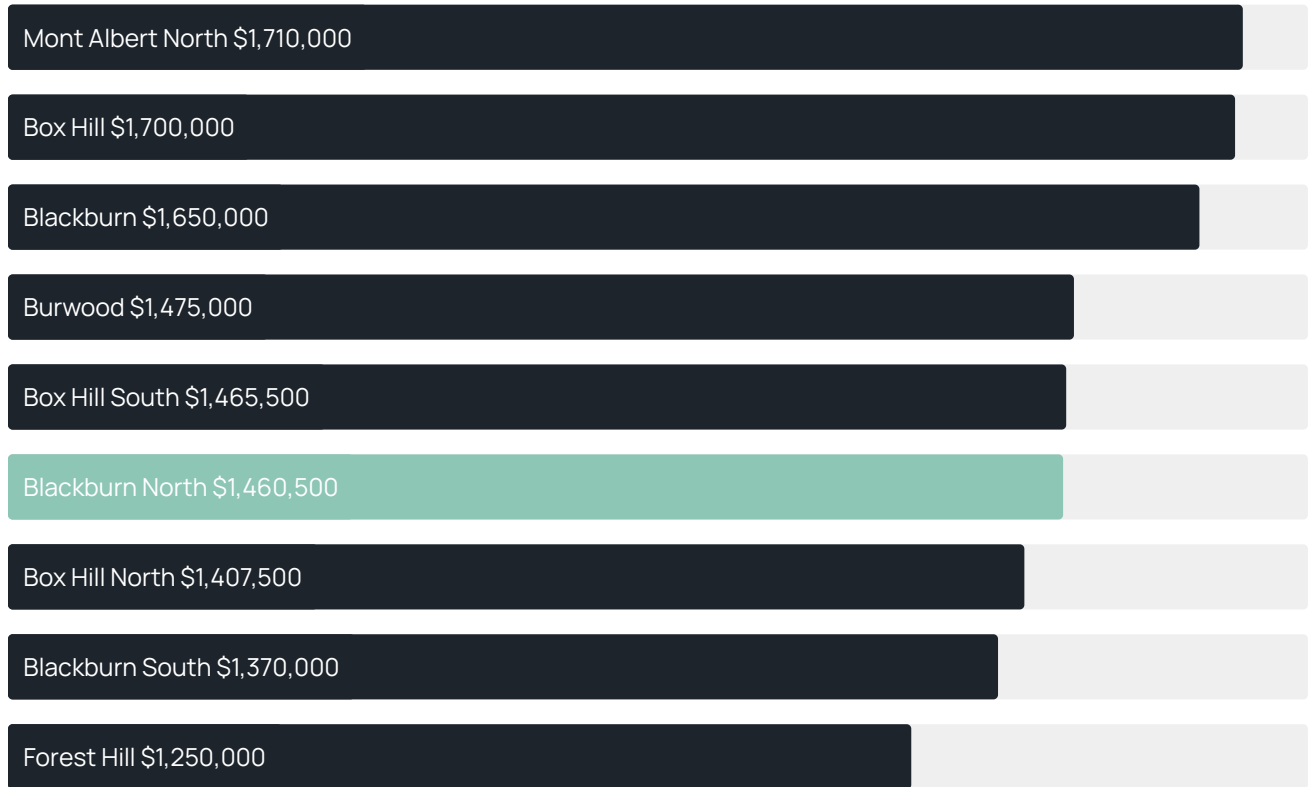
Quarterly price change

3.25% ↑

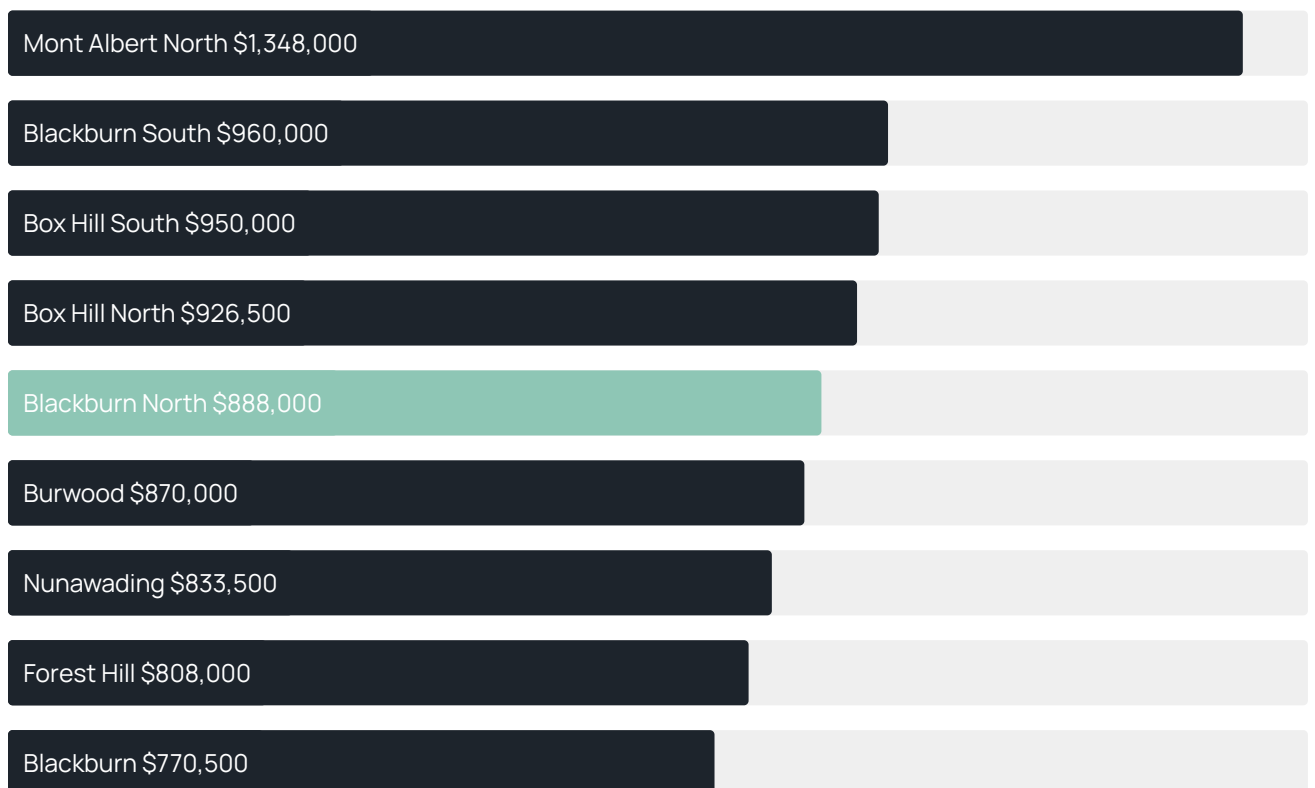
Quarterly price change¹



Median house price¹



Median unit price¹



Sale method²



- Auction 97%
- Private 3%

Auction clearance rate³

79.41%

Median days on market³

25 days

Jellis Craig average inspection attendance per listing⁴

25 groups

Average hold period¹

8.4 years

Dwelling type⁵



- Houses 83%
- Units 17%

Ownership⁵



- Owned outright 40%
- Mortgaged 41%
- Rented 18%

Population⁵

7,627

Median asking rent¹

\$680 per week

Population growth⁵

2.57%

Rental yield¹

2.49%

Median age⁵

39 years











Median household size⁵

2.8 people











BLACKBURN NORTH SUBURB REPORT

Recent Blackburn North sales











Discover a snapshot of the most recent results for this suburb, to view the full 12 months of sales history, please go to jellisraig.com.au/suburb-reports

Address	Bedrooms	Type	Price	Sold
 5A Merle St Blackburn North	3	Townhouse	\$1,432,000	21 Apr 2026
 62 Joseph St Blackburn North	5	House	\$1,718,000	15 Apr 2026
 1 Pottery Dr Blackburn North	4	House	\$1,710,000	11 Apr 2026
 12 Gunyah Rd Blackburn North	4	House	\$1,160,000	02 Apr 2026
 12 Handley Ct Blackburn North	4	House	\$2,258,000	28 Mar 2026
 6 Kathleen St Blackburn North	5	House	\$1,943,000	27 Mar 2026
 7 Simon St Blackburn North	5	House	\$2,415,000	23 Mar 2026
 10 Strickland Ct Blackburn North	4	House	\$1,720,000	23 Mar 2026
 6/79 Surrey Rd BLACKBURN NORTH	2	Unit	\$760,000	21 Mar 2026
 8 Mall Ct Blackburn North	3	House	\$1,250,000	21 Mar 2026

BLACKBURN NORTH SUBURB REPORT

Address	Bedrooms	Type	Price	Sold
 4 Renfrew St Blackburn North	3	House	\$1,052,500	21 Mar 2026
 1/108 Surrey Rd Blackburn North	3	Unit	\$979,000	07 Mar 2026
 1/27 Anne St Blackburn North	4	Townhouse	\$1,650,000	06 Mar 2026
 2/18 Harcourt St Blackburn North	3	Unit	\$1,300,000	01 Mar 2026
 27 Charlton St Blackburn North	4	House	\$1,625,000	28 Feb 2026
 1/6 Lilac Ct Blackburn North	3	Townhouse	\$1,100,000	28 Feb 2026
 15 Polydor Pl Blackburn North	2	House	\$1,028,000	27 Feb 2026
 2/16 Sussex St Blackburn North	4	Townhouse	\$1,295,000	26 Feb 2026
 1/21 Caroline Cr Blackburn North	3	House	\$910,000	24 Feb 2026
 2 Gunyah Rd Blackburn North	3	House	\$1,122,000	21 Feb 2026

BLACKBURN NORTH SUBURB REPORT

Address	Bedrooms	Type	Price	Sold
 30 Anne St Blackburn North	3	House	\$1,191,000	21 Feb 2026
 36 Charlton St Blackburn North	4	House	\$1,872,000	12 Feb 2026
 3/8 Fithie St Blackburn North	1	Unit	\$436,000	07 Feb 2026
 8 Lobelia Ct Blackburn North	3	House	\$1,191,000	31 Jan 2026
 9 Devon Dr Blackburn North	3	House	\$1,200,000	30 Jan 2026
 29 Rialton Av Blackburn North	4	House	\$2,020,000	17 Jan 2026
 584 Middleborough Rd Blackburn North	3	House	\$1,030,000	17 Dec 2025
 13 Simon St Blackburn North	5	House	\$1,262,000	14 Dec 2025
 2/114 Surrey Rd Blackburn North	3	Unit	\$850,000	13 Dec 2025
 133 Springfield Rd Blackburn North	5	House	\$1,755,000	06 Dec 2025



Jellis Craig Whitehorse
166 Whitehorse Road, Blackburn
03 9908 5700

Jellis Craig acknowledges and pays our respects to the Bunurong People, the Wadawurrung People, the Dja Dja Wurrung People and the Wurundjeri People as the Traditional Owners and original custodians of the lands on which Jellis Craig operates.

Data is current as of PDF generation date 01/05/2026

- 1 Property Data Online, updated quarterly for the past 12 months
- 2 Property Data Online, updated daily for the past 12 months
- 3 Property Data Online, updated daily for the past quarter
- 4 Jellis Craig's average inspection attendance per listing (houses) over the last 12 months, updated daily
- 5 2021 Australian Census
- 6 Property Data Online, updated daily

This publication contains data, analytics, statistics and other information supplied by PROPERTYDATAONLINE PTY LTD (PropertyData). The data provided in this publication is of a general nature and should not be construed as specific advice or relied upon in lieu of appropriate professional advice.

PropertyData relies upon data supplied by third parties and while the data is checked and reviewed, PropertyData does not warrant the accuracy or completeness of the information to the full extent permitted by the law and excludes all loss or damage howsoever arising (including through negligence) in connection with the data supplied by PropertyData. The State of Victoria owns the copyright in the Property Sales Data and reproduction of that data in any way without the consent of the State of Victoria will constitute a breach of the Copyright Act 1968 (cth). The State of Victoria does not warrant the accuracy or completeness of the Property Sales Data and any person using or relying upon such information does so on the basis that the State of Victoria accepts no responsibility or liability whatsoever for any errors, faults, defects or omissions in the information supplied.