



Blackburn South Suburb Report



Your connection to property insights



JellisCraig

BLACKBURN SOUTH SUBURB REPORT

Median house price¹

Median

\$1.38m

Quarterly price change

-0.86% ↓

Median unit price¹

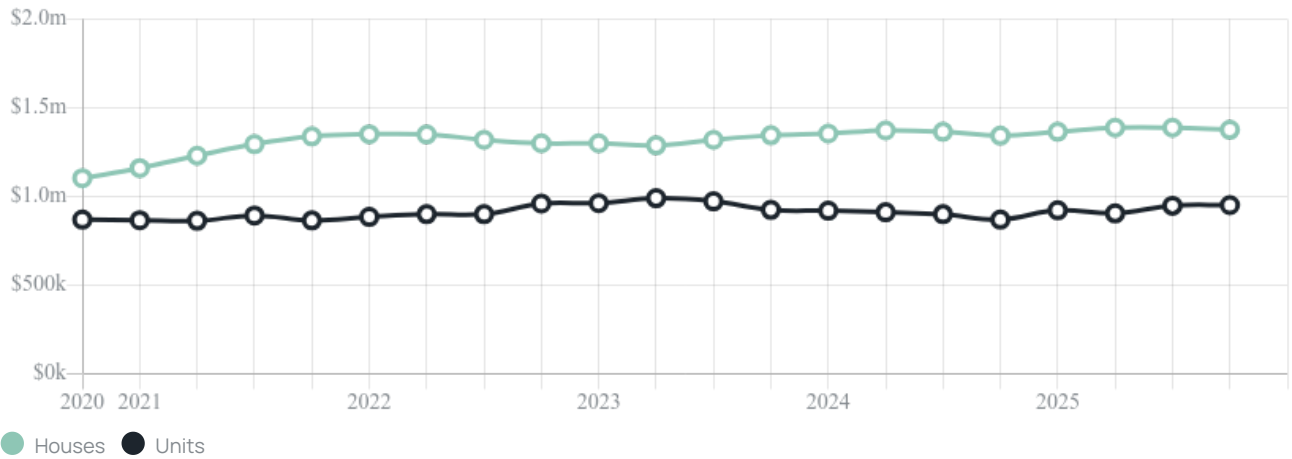
Median

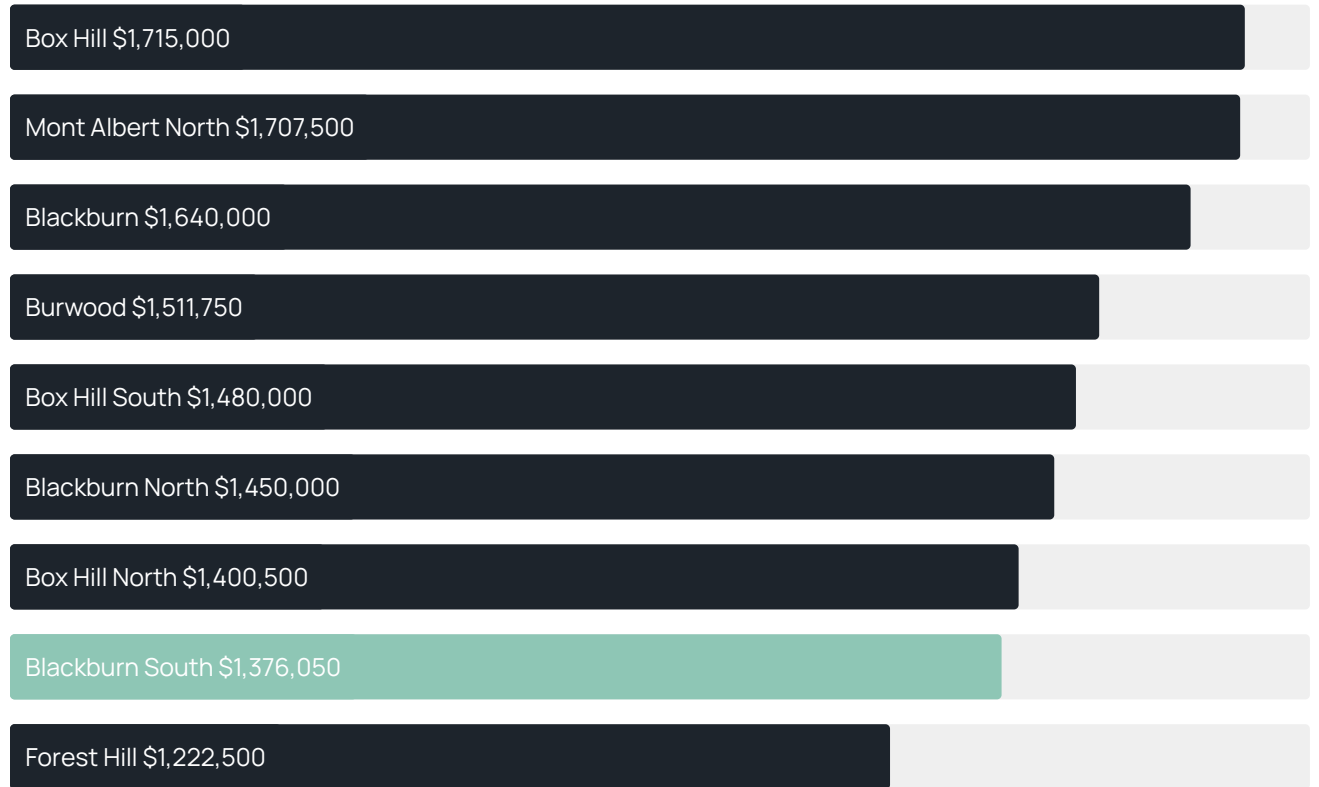
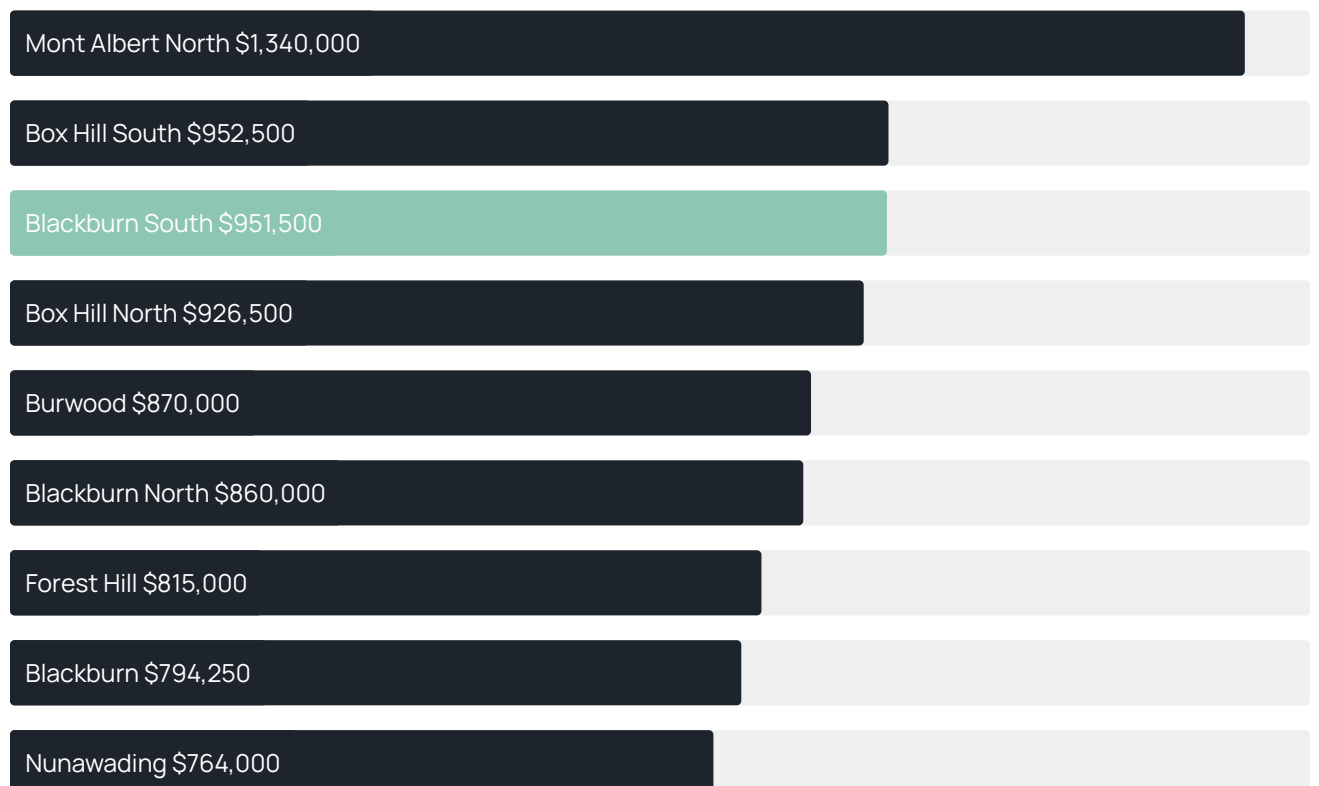
\$952k

Quarterly price change

0.36% ↑

Quarterly price change¹



Median house price¹Median unit price¹

Sale method²

● Auction 78%
● Private 23%

Auction clearance rate³

80.65%Median days on market³

26 daysJellis Craig average inspection attendance per listing⁴

26 groupsAverage hold period¹

8.7 yearsDwelling type⁵

● Houses 76% ● Units 24%

Ownership⁵

● Owned outright 42% ● Mortgaged 39% ● Rented 19%

Population⁵

10,939Median asking rent¹

\$650 per weekPopulation growth⁵

1.35%Rental yield¹

2.28%Median age⁵











42 yearsMedian household size⁵

2.6 people











BLACKBURN SOUTH SUBURB REPORT

Recent Blackburn South sales











Discover a snapshot of the most recent results for this suburb, to view the full 12 months of sales history, please go to jellisraig.com.au/suburb-reports

Address	Bedrooms	Type	Price	Sold
 15 Berl Ct Blackburn South	4	House	\$1,260,000	03 Jan 2026
 19 Aldinga St Blackburn South	3	House	\$1,331,500	19 Dec 2025
 206/90-92 Middleborough Rd Blackburn South	2	Apartment	\$500,000	19 Dec 2025
 33 Aberdeen Rd Blackburn South	3	House	\$1,250,000	13 Dec 2025
 19 Branksome Gr Blackburn South	3	House	\$1,430,000	08 Dec 2025
 1 Indra Rd Blackburn South	5	House	\$2,430,000	06 Dec 2025
 109a Holland Rd Blackburn South	4	House	\$1,130,000	28 Nov 2025
 5 Marama St Blackburn South	3	House	\$1,100,000	28 Nov 2025
 9 Wreford Rd Blackburn South	4	House	\$1,570,000	22 Nov 2025
 3 Lloyd Ct Blackburn South	3	House	\$1,103,000	20 Nov 2025

BLACKBURN SOUTH SUBURB REPORT

Address	Bedrooms	Type	Price	Sold
 84 Orchard Gr Blackburn South	3	House	\$895,000	18 Nov 2025
 1/18 Donald St Blackburn South	3	Unit	\$940,000	15 Nov 2025
 40 Canora St Blackburn South	4	House	\$1,515,000	15 Nov 2025
 27 Sylvia St Blackburn South	3	House	\$1,405,000	15 Nov 2025
 1/6 Maxwell Ct Blackburn South	3	Townhouse	\$1,420,000	15 Nov 2025
 42 Gissing St Blackburn South	3	House	\$1,376,050	08 Nov 2025
 2/10 Donald St Blackburn South	4	Townhouse	\$1,192,000	08 Nov 2025
 2 Shaun Av Blackburn South	4	House	\$1,304,101	08 Nov 2025
 25 Grange Rd Blackburn South	4	House	\$1,322,000	08 Nov 2025
 13 Shawlands Av Blackburn South	3	House	\$1,400,000	08 Nov 2025

BLACKBURN SOUTH SUBURB REPORT

Address	Bedrooms	Type	Price	Sold
 13 Grange Rd Blackburn South	3	House	\$1,160,000	08 Nov 2025
 113/112-124 Middleborough Rd Blackburn South	2	Apartment	\$480,000	07 Nov 2025
 33 Samuel Rd Blackburn South	3	House	\$1,355,000	07 Nov 2025
 141 Eley Rd Blackburn South	5	House	\$1,433,000	01 Nov 2025
 36 Bond Av Blackburn South	4	House	\$1,220,000	26 Oct 2025
 10 Perth St Blackburn South	4	House	\$1,450,000	25 Oct 2025
 12 Rodney Cl Blackburn South	5	House	\$1,300,000	25 Oct 2025
 7 St James Ct Blackburn South	3	House	\$1,080,000	23 Oct 2025
 11 Marama St Blackburn South	4	House	\$1,500,000	18 Oct 2025
 56 Baratta St Blackburn South	4	House	\$2,080,000	18 Oct 2025



Jellis Craig Whitehorse
166 Whitehorse Road, Blackburn
03 9908 5700

Jellis Craig acknowledges and pays our respects to the Bunurong People, the Wadawurrung People, the Dja Dja Wurrung People and the Wurundjeri People as the Traditional Owners and original custodians of the lands on which Jellis Craig operates.

Data is current as of PDF generation date 01/02/2026

- 1 Property Data Online, updated quarterly for the past 12 months
- 2 Property Data Online, updated daily for the past 12 months
- 3 Property Data Online, updated daily for the past quarter
- 4 Jellis Craig's average inspection attendance per listing (houses) over the last 12 months, updated daily
- 5 2021 Australian Census
- 6 Property Data Online, updated daily

This publication contains data, analytics, statistics and other information supplied by PROPERTYDATAONLINE PTY LTD (PropertyData). The data provided in this publication is of a general nature and should not be construed as specific advice or relied upon in lieu of appropriate professional advice.

PropertyData relies upon data supplied by third parties and while the data is checked and reviewed, PropertyData does not warrant the accuracy or completeness of the information to the full extent permitted by the law and excludes all loss or damage howsoever arising (including through negligence) in connection with the data supplied by PropertyData. The State of Victoria owns the copyright in the Property Sales Data and reproduction of that data in any way without the consent of the State of Victoria will constitute a breach of the Copyright Act 1968 (cth). The State of Victoria does not warrant the accuracy or completeness of the Property Sales Data and any person using or relying upon such information does so on the basis that the State of Victoria accepts no responsibility or liability whatsoever for any errors, faults, defects or omissions in the information supplied.