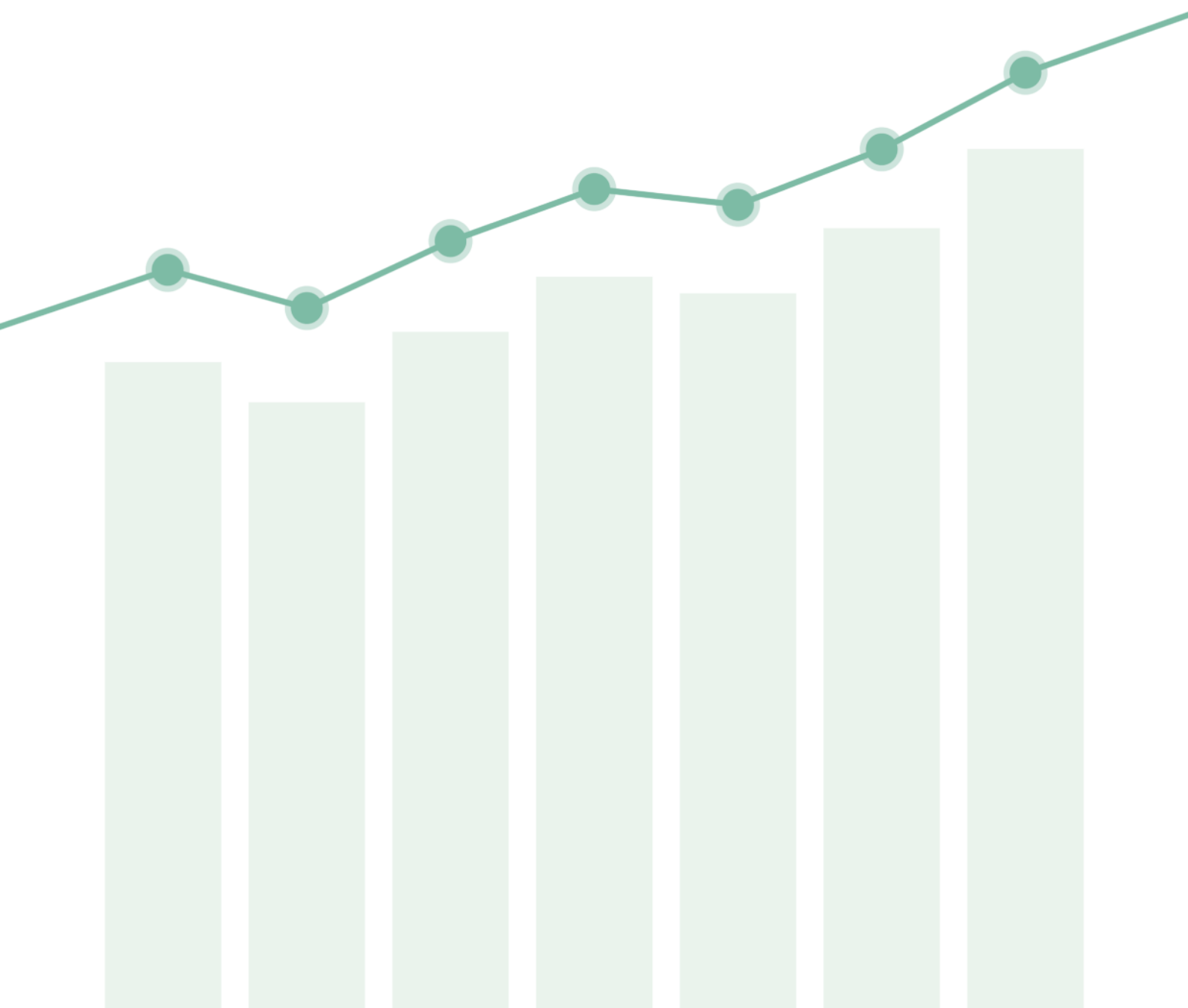


JellisCraig

BLACKBURN SOUTH

Suburb Report

Know your neighbourhood.



BLACKBURN SOUTH SUBURB REPORT

Median House Price*

Median

\$1.39m

Quarterly Price Change

0.00% ↓

Median Unit Price*

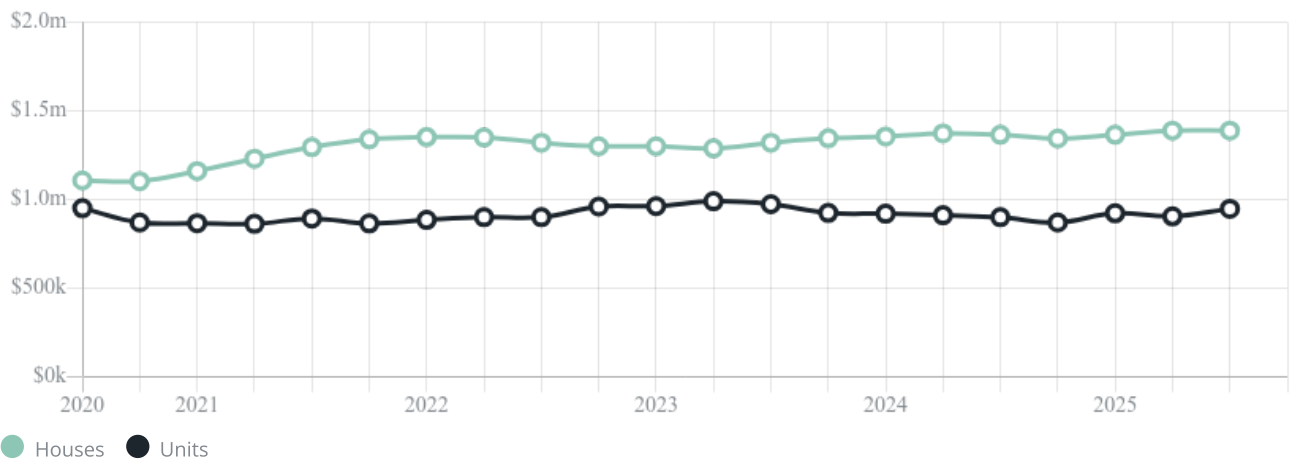
Median

\$948k

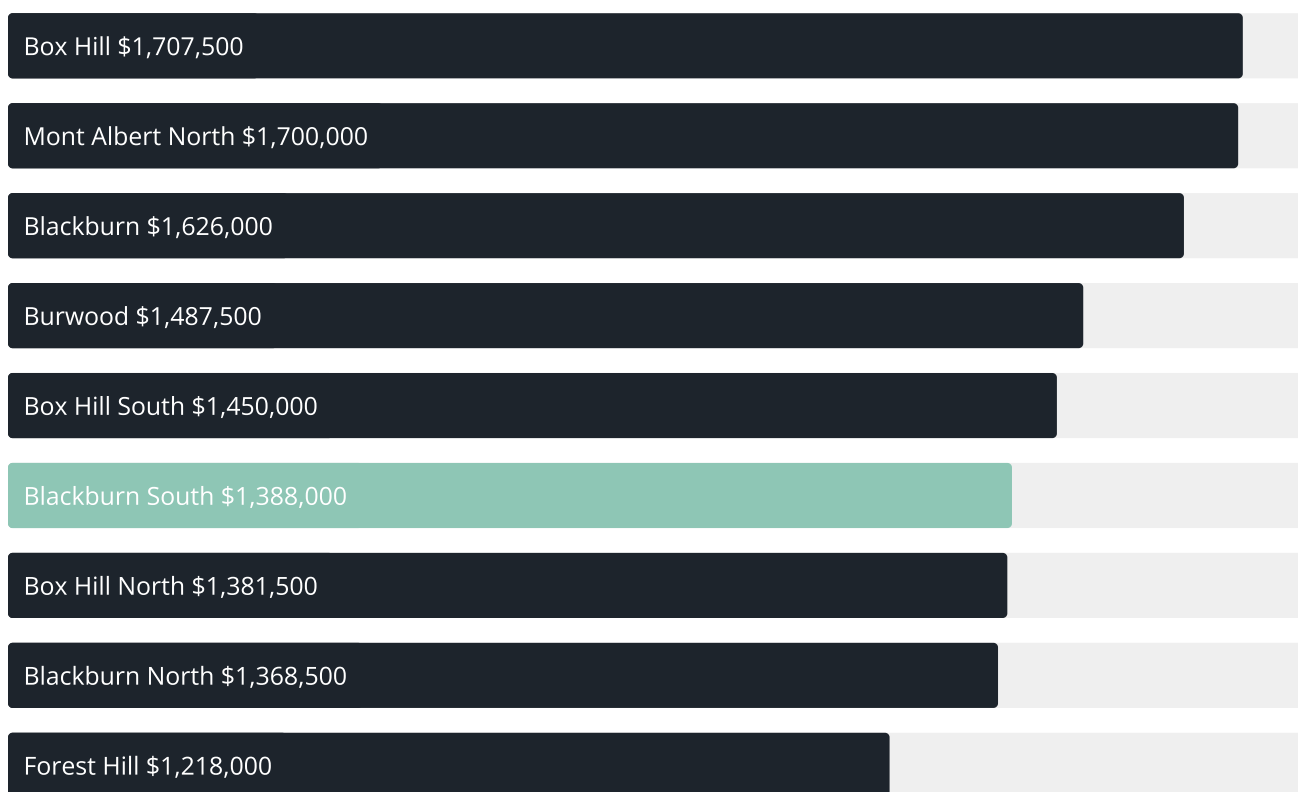
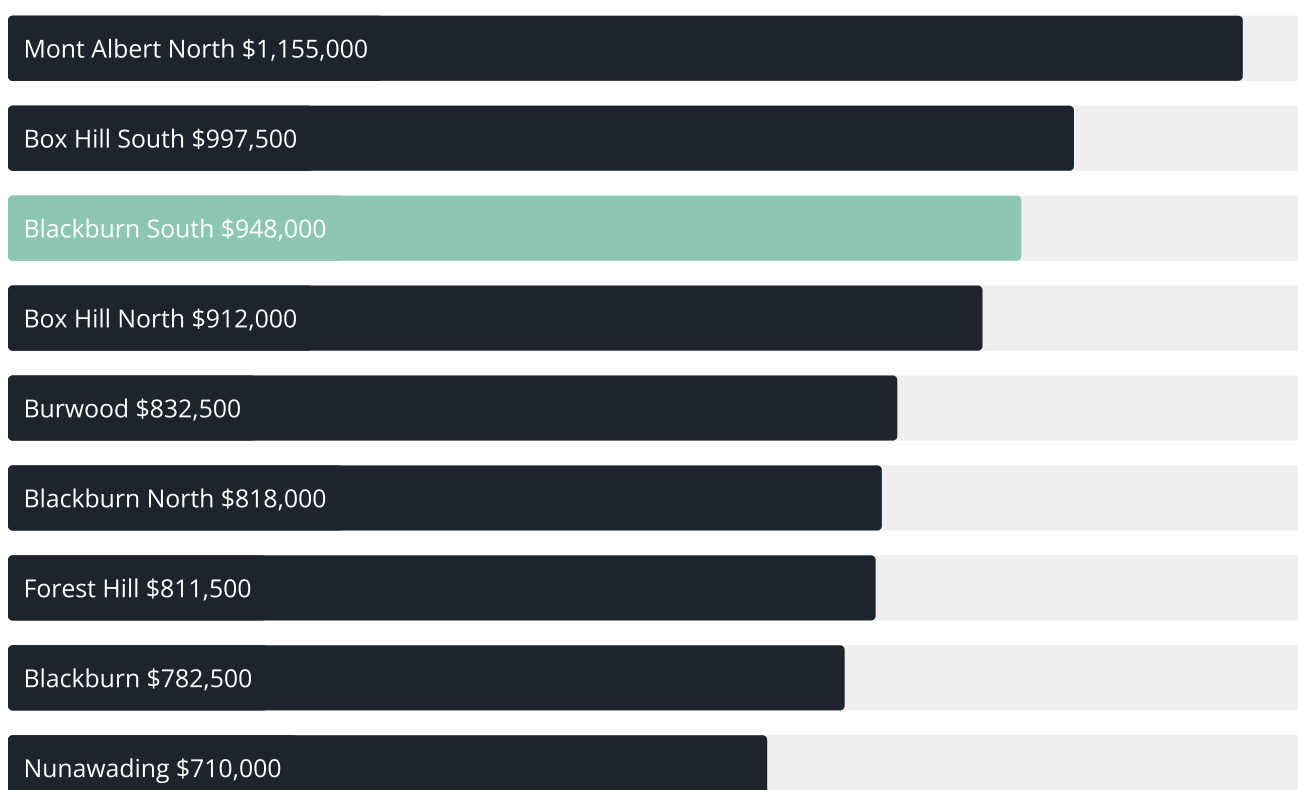
Quarterly Price Change

4.75% ↑

Quarterly Price Change*



BLACKBURN SOUTH SUBURB REPORT

Median House Sale Price^{*}Median Unit Sale Price^{*}

BLACKBURN SOUTH SUBURB REPORT

Sale Method^{*}

● Auction 91%
● Private 9%

Auction Clearance Rate^{*}

79.59%

Median Days on Market[^]

25 days

Average Hold Period^{*}

8.7 years

Dwelling Type[^]

● Houses 76% ● Units 24%

Ownership[^]

● Owned Outright 42% ● Mortgaged 39% ● Rented 19%

Population[^]

10,939

Median Asking Rent per week^{*}

\$640

Population Growth[^]

1.35%

Rental Yield^{*}

2.28%

Median Age[^]











42 years

Median Household Size[^]











2.6 people

BLACKBURN SOUTH SUBURB REPORT











Discover a snapshot of the most recent results for this suburb, to view the full 12 months of sales history, please go to jellisicraig.com.au/suburbinsights

Address	Bedrooms	Type	Price	Sold
 19 Aldinga St Blackburn South	3	House	\$1,331,500	19 Dec 2025
 206/90-92 Middleborough Rd Blackburn South	2	Apartment	\$500,000	19 Dec 2025
 33 Aberdeen Rd Blackburn South	3	House	\$1,250,000	13 Dec 2025
 1 Indra Rd Blackburn South	5	House	\$2,430,000	06 Dec 2025
 5 Marama St Blackburn South	3	House	\$1,100,000	28 Nov 2025
 109a Holland Rd Blackburn South	4	House	\$1,130,000	28 Nov 2025
 9 Wreford Rd Blackburn South	4	House	\$1,570,000	22 Nov 2025
 84 Orchard Gr Blackburn South	3	House	\$895,000	18 Nov 2025
 40 Canora St Blackburn South	4	House	\$1,515,000	15 Nov 2025
 1/18 Donald St Blackburn South	3	Unit	\$940,000	15 Nov 2025

BLACKBURN SOUTH SUBURB REPORT

Address	Bedrooms	Type	Price	Sold
 27 Sylvia St Blackburn South	3	House	\$1,405,000	15 Nov 2025
 1/6 Maxwell Ct Blackburn South	3	Townhouse	\$1,420,000	15 Nov 2025
 42 Gissing St Blackburn South	3	House	\$1,376,050	08 Nov 2025
 2/10 Donald St Blackburn South	4	Townhouse	\$1,192,000	08 Nov 2025
 2 Shaun Av Blackburn South	4	House	\$1,304,101	08 Nov 2025
 25 Grange Rd Blackburn South	4	House	\$1,322,000	08 Nov 2025
 13 Shawlands Av Blackburn South	3	House	\$1,400,000	08 Nov 2025
 13 Grange Rd Blackburn South	3	House	\$1,160,000	08 Nov 2025
 113/112-124 Middleborough Rd Blackburn South	2	Apartment	\$480,000	07 Nov 2025
 33 Samuel Rd Blackburn South	3	House	\$1,355,000	07 Nov 2025

BLACKBURN SOUTH SUBURB REPORT

Address	Bedrooms	Type	Price	Sold
 141 Eley Rd Blackburn South	5	House	\$1,433,000	01 Nov 2025
 36 Bond Av Blackburn South	4	House	\$1,220,000	26 Oct 2025
 10 Perth St Blackburn South	4	House	\$1,450,000	25 Oct 2025
 12 Rodney Cl Blackburn South	5	House	\$1,300,000	25 Oct 2025
 7 St James Ct Blackburn South	3	House	\$1,080,000	23 Oct 2025
 56 Baratta St Blackburn South	4	House	\$2,080,000	18 Oct 2025
 11 Marama St Blackburn South	4	House	\$1,500,000	18 Oct 2025
 15 Samuel Rd Blackburn South	5	House	\$2,350,000	18 Oct 2025
 12 Bindy St Blackburn South	3	House	\$1,651,000	18 Oct 2025
 29 Abercromby Rd Blackburn South	4	House	\$1,440,000	16 Oct 2025



Whitehorse Office
166 Whitehorse Road, Blackburn
03 9908 5700

jellisraig.com.au

Data is current as of PDF generation date 01/01/2026

* Updated Quarterly for the past 12 months

^ Updated daily for the past quarter

~ Updated daily: 33 recent results.

This publication contains data, analytics, statistics and other information supplied by PROPERTYDATAONLINE PTY LTD (PropertyData). The data provided in this publication is of a general nature and should not be construed as specific advice or relied upon in lieu of appropriate professional advice.

PropertyData relies upon data supplied by third parties and while the data is checked and reviewed, PropertyData does not warrant the accuracy or completeness of the information to the full extent permitted by the law and excludes all loss or damage howsoever arising (including through negligence) in connection with the data supplied by PropertyData. The State of Victoria owns the copyright in the Property Sales Data and reproduction of that data in any way without the consent of the State of Victoria will constitute a breach of the Copyright Act 1968 (cth). The State of Victoria does not warrant the accuracy or completeness of the Property Sales Data and any person using or relying upon such information does so on the basis that the State of Victoria accepts no responsibility or liability whatsoever for any errors, faults, defects or omissions in the information supplied.