



Blackburn South

Suburb Report



Your connection to property insights



JellisCraig

BLACKBURN SOUTH SUBURB REPORT

Median house price¹

Median

\$1.37m

Quarterly price change

-0.58% ↓

Median unit price¹

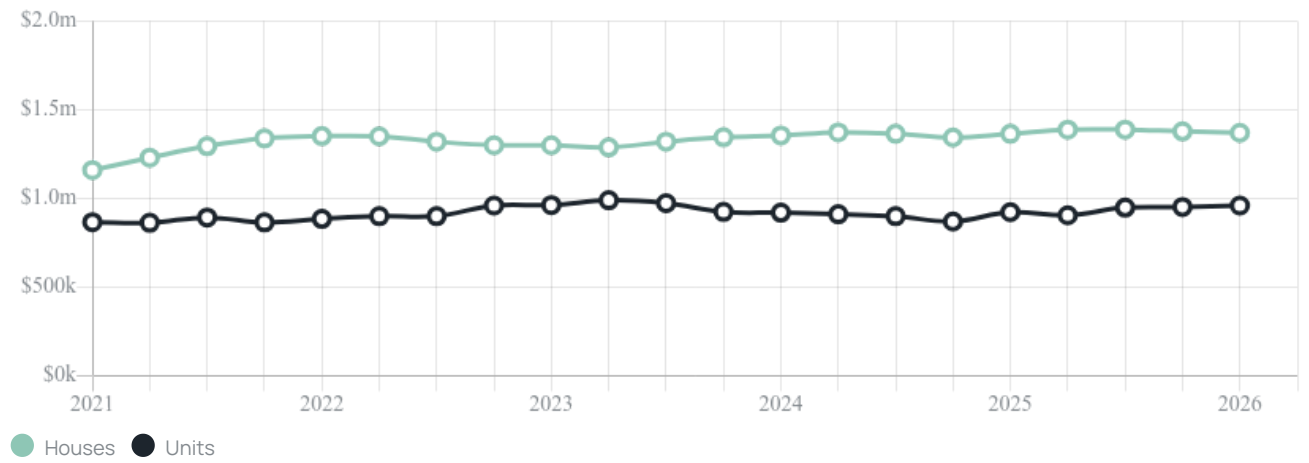
Median

\$960k

Quarterly price change

0.89% ↑

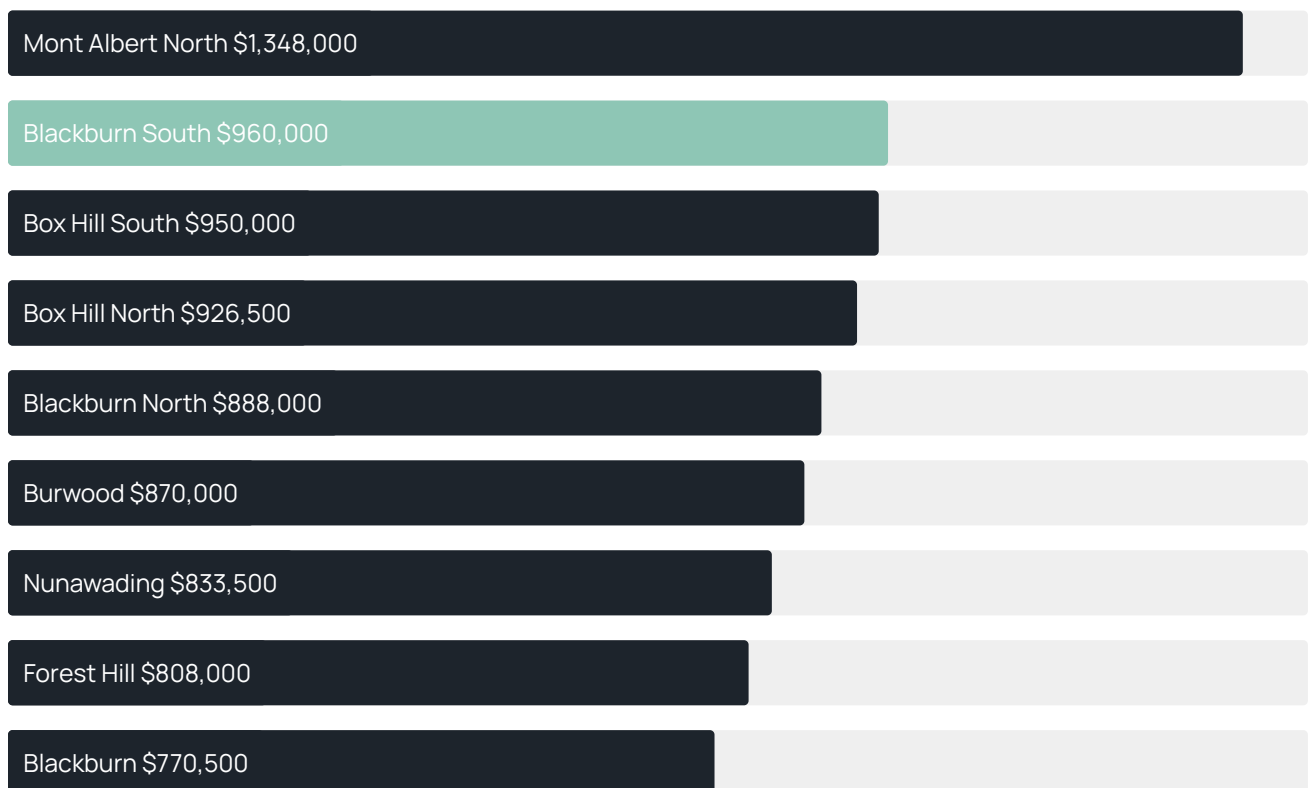
Quarterly price change¹



Median house price¹



Median unit price¹



Sale method²



● Auction 87%
● Private 13%

Auction clearance rate³

79.41%

Median days on market³

29 days

Jellis Craig average inspection attendance per listing⁴

29 groups

Average hold period¹

8.7 years

Dwelling type⁵



● Houses 76% ● Units 24%

Ownership⁵



● Owned outright 42% ● Mortgaged 39% ● Rented 19%

Population⁵

10,939

Median asking rent¹

\$650 per week

Population growth⁵

1.35%

Rental yield¹

2.28%

Median age⁵

42 years





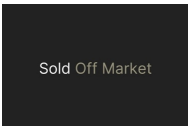





Median household size⁵

2.6 people











BLACKBURN SOUTH SUBURB REPORT

Recent Blackburn South sales











Discover a snapshot of the most recent results for this suburb, to view the full 12 months of sales history, please go to jellisraig.com.au/suburb-reports

Address	Bedrooms	Type	Price	Sold
 24 Westminster Ct Blackburn South	3	House	\$1,225,000	27 Jun 2026
 31 Bond Av Blackburn South	3	House	\$1,223,500	20 Jun 2026
 10 Chamberlin Ct Blackburn South	3	House	\$1,100,000	16 Jun 2026
 1/23 Faulkner St Blackburn South	3	Unit	\$842,500	10 Jun 2026
 Sold Off Market 1/19 Shawlands Av Blackburn South	3	House	\$1,220,000	04 Jun 2026
 267 Blackburn Rd Blackburn South	3	House	\$1,039,500	02 Jun 2026
 2 Hone Av Blackburn South	3	House	\$1,075,000	01 Jun 2026
 35 Vernon St Blackburn South	2	House	\$1,150,000	30 May 2026
 12 Bronwyn Ct Blackburn South	3	House	\$1,098,000	30 May 2026
 2 Horkings St Blackburn South	4	House	\$1,370,000	23 May 2026

BLACKBURN SOUTH SUBURB REPORT

Address	Bedrooms	Type	Price	Sold
 189 Blackburn Rd Blackburn South	3	House	\$1,086,000	16 May 2026
 11 Sylvia St Blackburn South	3	House	\$1,195,000	09 May 2026
 7 Stirling Rd Blackburn South	5	House	\$1,250,000	09 May 2026
 15 Bond Av Blackburn South	4	House	\$1,131,000	09 May 2026
 29 Hastings Av Blackburn South	4	House	\$1,250,000	02 May 2026
 6 Hetrel Ct Blackburn South	4	House	\$1,610,000	02 May 2026
 8 Crimson Av Blackburn South	3	House	\$1,100,000	02 May 2026
 23 Ayr St Blackburn South	3	House	\$1,273,000	02 May 2026
 5 Brazeel St Blackburn South	5	House	\$2,650,000	25 Apr 2026
 101/112-124 Middleborough Rd Blackburn South	1	Apartment	\$358,000	24 Apr 2026

BLACKBURN SOUTH SUBURB REPORT

Address	Bedrooms	Type	Price	Sold
 4 Hawthorn Rd Blackburn South	3	House	\$1,178,888	20 Apr 2026
 75 Edinburgh Rd Blackburn South	5	House	\$1,410,000	19 Apr 2026
 9 Rodney Cl Blackburn South	4	House	\$1,200,000	18 Apr 2026
 7 Barker St Blackburn South	4	House	\$1,265,000	18 Apr 2026
 18 Shaun Av Blackburn South	3	House	\$1,220,000	09 Apr 2026
 34 Hastings Av Blackburn South	4	House	\$1,446,000	02 Apr 2026
 1/3 Aldinga St Blackburn South	4	Townhouse	\$1,530,000	29 Mar 2026
 17 Canora St Blackburn South	3	House	\$1,311,000	28 Mar 2026
 1/33 Dobell St Blackburn South	3	Townhouse	\$1,120,000	28 Mar 2026
 2 Gissing St Blackburn South	3	House	\$1,010,000	26 Mar 2026



Jellis Craig Whitehorse
166 Whitehorse Road, Blackburn
03 9908 5700

Jellis Craig acknowledges and pays our respects to the Bunurong People, the Wadawurrung People, the Dja Dja Wurrung People and the Wurundjeri People as the Traditional Owners and original custodians of the lands on which Jellis Craig operates.

Data is current as of PDF generation date 01/07/2026

- 1 Property Data Online, updated quarterly for the past 12 months
- 2 Property Data Online, updated daily for the past 12 months
- 3 Property Data Online, updated daily for the past quarter
- 4 Jellis Craig's average inspection attendance per listing (houses) over the last 12 months, updated daily
- 5 2021 Australian Census
- 6 Property Data Online, updated daily

This publication contains data, analytics, statistics and other information supplied by PROPERTYDATAONLINE PTY LTD (PropertyData). The data provided in this publication is of a general nature and should not be construed as specific advice or relied upon in lieu of appropriate professional advice.

PropertyData relies upon data supplied by third parties and while the data is checked and reviewed, PropertyData does not warrant the accuracy or completeness of the information to the full extent permitted by the law and excludes all loss or damage howsoever arising (including through negligence) in connection with the data supplied by PropertyData. The State of Victoria owns the copyright in the Property Sales Data and reproduction of that data in any way without the consent of the State of Victoria will constitute a breach of the Copyright Act 1968 (cth). The State of Victoria does not warrant the accuracy or completeness of the Property Sales Data and any person using or relying upon such information does so on the basis that the State of Victoria accepts no responsibility or liability whatsoever for any errors, faults, defects or omissions in the information supplied.