



Blackburn South

# Suburb Report



Your connection to property insights



**JellisCraig**

BLACKBURN SOUTH SUBURB REPORT

Median house price<sup>1</sup>

Median

\$1.37m

Quarterly price change

-0.58% ↓

Median unit price<sup>1</sup>

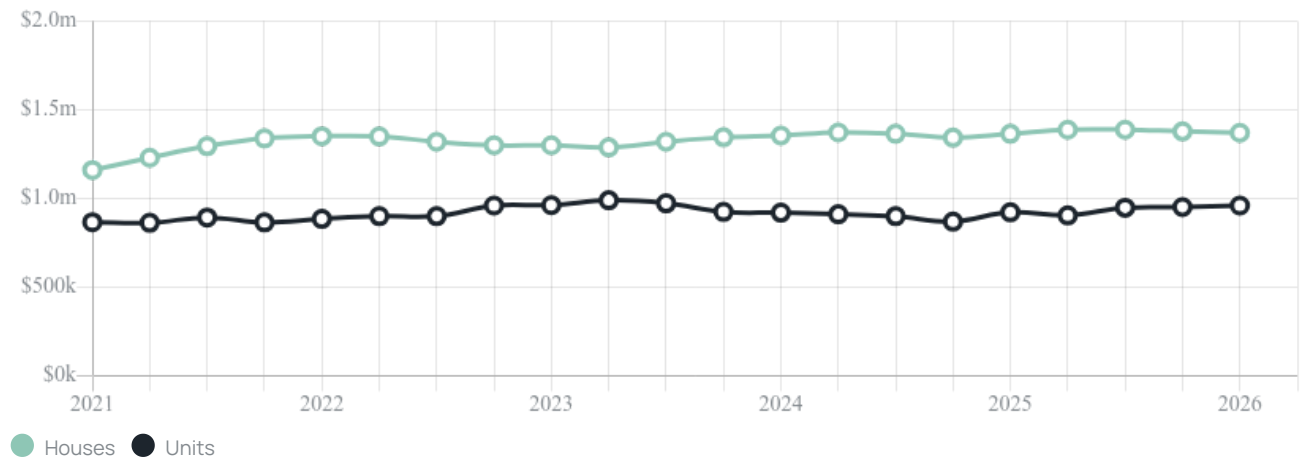
Median

\$960k

Quarterly price change

0.89% ↑

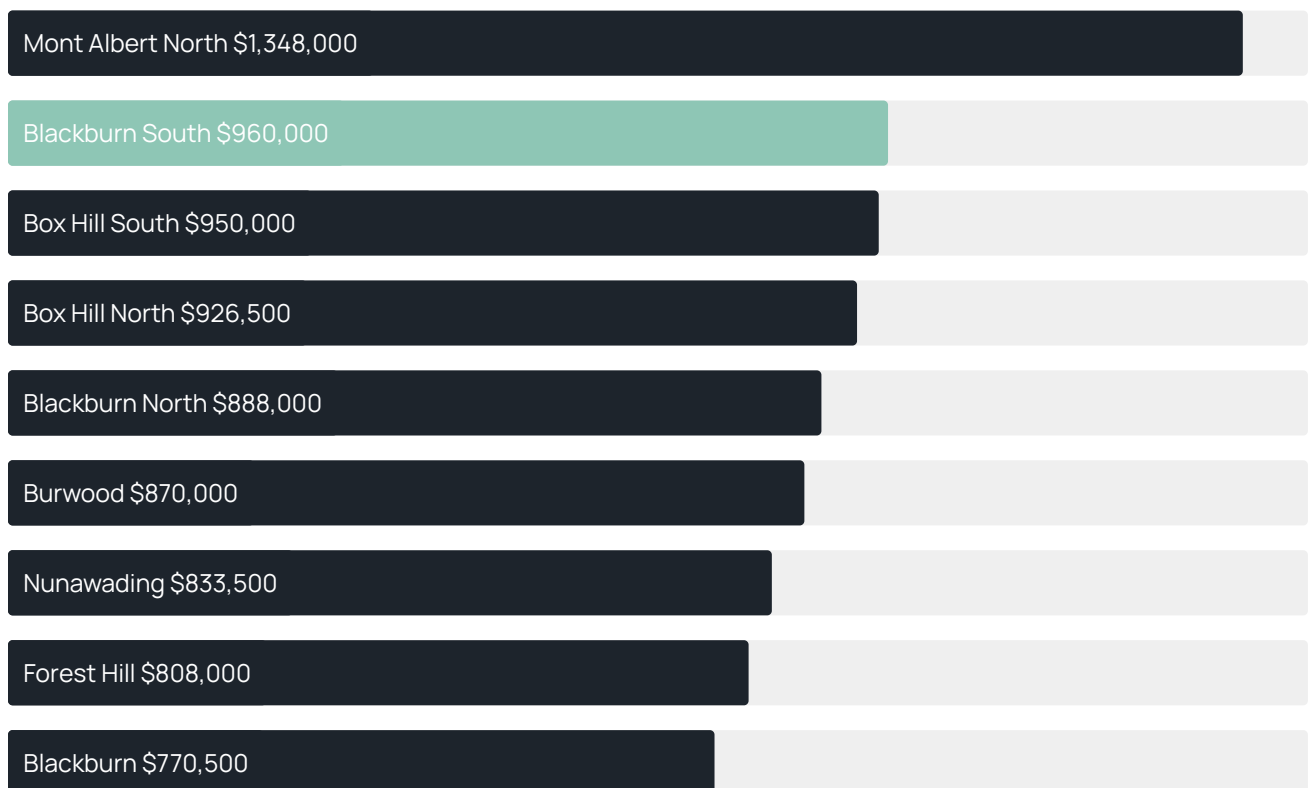
Quarterly price change<sup>1</sup>



### Median house price<sup>1</sup>



### Median unit price<sup>1</sup>



Sale method<sup>2</sup>



● Auction 98%  
● Private 3%

Auction clearance rate<sup>3</sup>

69.23%

Median days on market<sup>3</sup>

26 days

Jellis Craig average inspection attendance per listing<sup>4</sup>

26 groups

Average hold period<sup>1</sup>

8.7 years

Dwelling type<sup>5</sup>



● Houses 76% ● Units 24%

Ownership<sup>5</sup>



● Owned outright 42% ● Mortgaged 39% ● Rented 19%

Population<sup>5</sup>

10,939

Median asking rent<sup>1</sup>

\$650 per week

Population growth<sup>5</sup>

1.35%

Rental yield<sup>1</sup>

2.28%

Median age<sup>5</sup>

42 years











Median household size<sup>5</sup>

2.6 people











BLACKBURN SOUTH SUBURB REPORT

## Recent Blackburn South sales











Discover a snapshot of the most recent results for this suburb, to view the full 12 months of sales history, please go to [jellisraig.com.au/suburb-reports](http://jellisraig.com.au/suburb-reports)

Address	Bedrooms	Type	Price	Sold
 12 Bronwyn Ct Blackburn South	3	House	\$1,098,000	30 May 2026
 2 Horkings St Blackburn South	4	House	\$1,370,000	23 May 2026
 189 Blackburn Rd Blackburn South	3	House	\$1,086,000	16 May 2026
 11 Sylvia St Blackburn South	3	House	\$1,195,000	09 May 2026
 7 Stirling Rd Blackburn South	5	House	\$1,250,000	09 May 2026
 15 Bond Av Blackburn South	4	House	\$1,131,000	09 May 2026
 8 Crimson Av Blackburn South	3	House	\$1,100,000	02 May 2026
 6 Hetrel Ct Blackburn South	4	House	\$1,610,000	02 May 2026
 29 Hastings Av Blackburn South	4	House	\$1,250,000	02 May 2026
 23 Ayr St Blackburn South	3	House	\$1,273,000	02 May 2026

## BLACKBURN SOUTH SUBURB REPORT

Address	Bedrooms	Type	Price	Sold
 5 Brazeel St Blackburn South	5	House	\$2,650,000	25 Apr 2026
 101/112-124 Middleborough Rd Blackburn South	1	Apartment	\$358,000	24 Apr 2026
 4 Hawthorn Rd Blackburn South	3	House	\$1,178,888	20 Apr 2026
 75 Edinburgh Rd Blackburn South	5	House	\$1,410,000	19 Apr 2026
 9 Rodney Cl Blackburn South	4	House	\$1,200,000	18 Apr 2026
 7 Barker St Blackburn South	4	House	\$1,265,000	18 Apr 2026
 18 Shaun Av Blackburn South	3	House	\$1,220,000	09 Apr 2026
 34 Hastings Av Blackburn South	4	House	\$1,446,000	02 Apr 2026
 17 Canora St Blackburn South	3	House	\$1,311,000	28 Mar 2026
 1/33 Dobell St Blackburn South	3	Townhouse	\$1,120,000	28 Mar 2026

## BLACKBURN SOUTH SUBURB REPORT

Address	Bedrooms	Type	Price	Sold
 2 Gissing St Blackburn South	3	House	\$1,010,000	26 Mar 2026
 9 Vermont St Blackburn South	4	House	\$1,530,000	23 Mar 2026
 20 Highfield Av Blackburn South	5	House	\$2,400,000	21 Mar 2026
 16 Crimson Av Blackburn South	4	House	\$1,305,000	14 Mar 2026
 100 Middleborough Rd Blackburn South	3	House	\$888,000	12 Mar 2026
 41 Holland Rd Blackburn South	4	House	\$1,580,000	07 Mar 2026
 4/6-8 Rosslyn St Blackburn South	3	Townhouse	\$1,090,000	07 Mar 2026
 13 Bindy St BLACKBURN SOUTH	4	House	\$1,340,000	28 Feb 2026
 39 Swan St Blackburn South	3	House	\$1,215,000	28 Feb 2026
 2/1 Scarlet Oak Ct Blackburn South	3	Townhouse	\$1,008,000	26 Feb 2026



**Jellis Craig Whitehorse**  
166 Whitehorse Road, Blackburn  
03 9908 5700

Jellis Craig acknowledges and pays our respects to the Bunurong People, the Wadawurrung People, the Dja Dja Wurrung People and the Wurundjeri People as the Traditional Owners and original custodians of the lands on which Jellis Craig operates.

---

Data is current as of PDF generation date 01/06/2026

- 1 Property Data Online, updated quarterly for the past 12 months
- 2 Property Data Online, updated daily for the past 12 months
- 3 Property Data Online, updated daily for the past quarter
- 4 Jellis Craig's average inspection attendance per listing (houses) over the last 12 months, updated daily
- 5 2021 Australian Census
- 6 Property Data Online, updated daily

This publication contains data, analytics, statistics and other information supplied by PROPERTYDATAONLINE PTY LTD (PropertyData). The data provided in this publication is of a general nature and should not be construed as specific advice or relied upon in lieu of appropriate professional advice.

PropertyData relies upon data supplied by third parties and while the data is checked and reviewed, PropertyData does not warrant the accuracy or completeness of the information to the full extent permitted by the law and excludes all loss or damage howsoever arising (including through negligence) in connection with the data supplied by PropertyData. The State of Victoria owns the copyright in the Property Sales Data and reproduction of that data in any way without the consent of the State of Victoria will constitute a breach of the Copyright Act 1968 (cth). The State of Victoria does not warrant the accuracy or completeness of the Property Sales Data and any person using or relying upon such information does so on the basis that the State of Victoria accepts no responsibility or liability whatsoever for any errors, faults, defects or omissions in the information supplied.