



Blackburn

Suburb Report



Your connection to property insights



JellisCraig

BLACKBURN SUBURB REPORT

Median house price¹

Median

\$1.64m

Quarterly price change

0.86% ↑

Median unit price¹

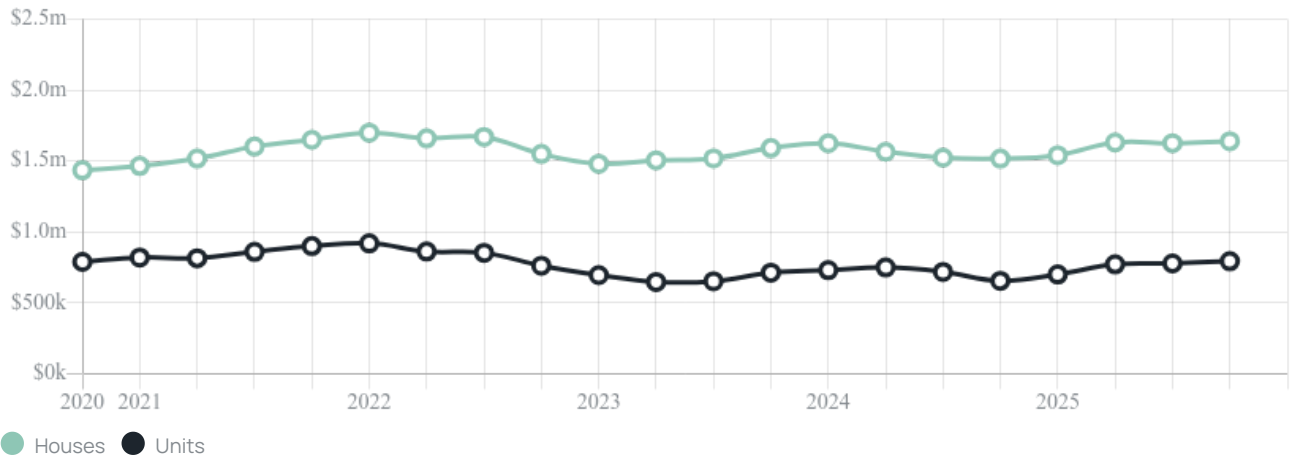
Median

\$794k

Quarterly price change

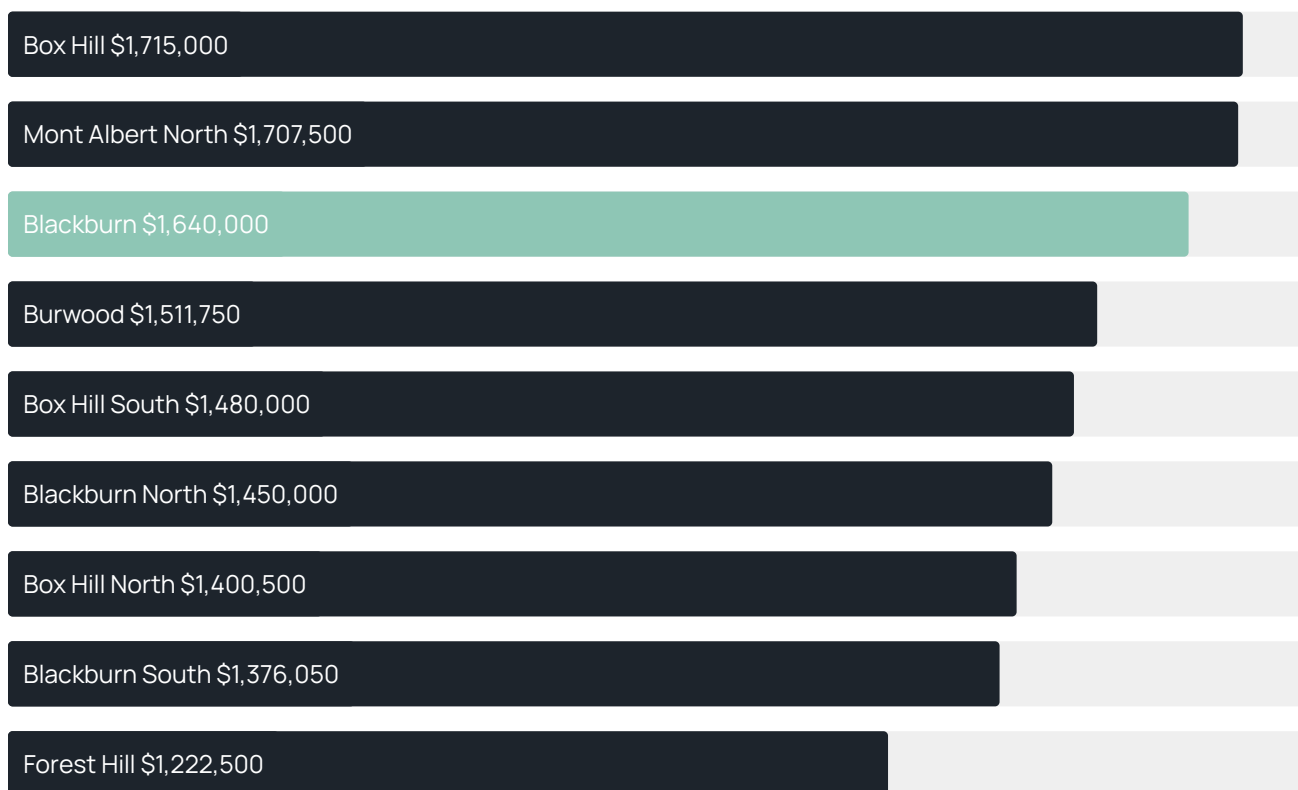
2.08% ↑

Quarterly price change¹

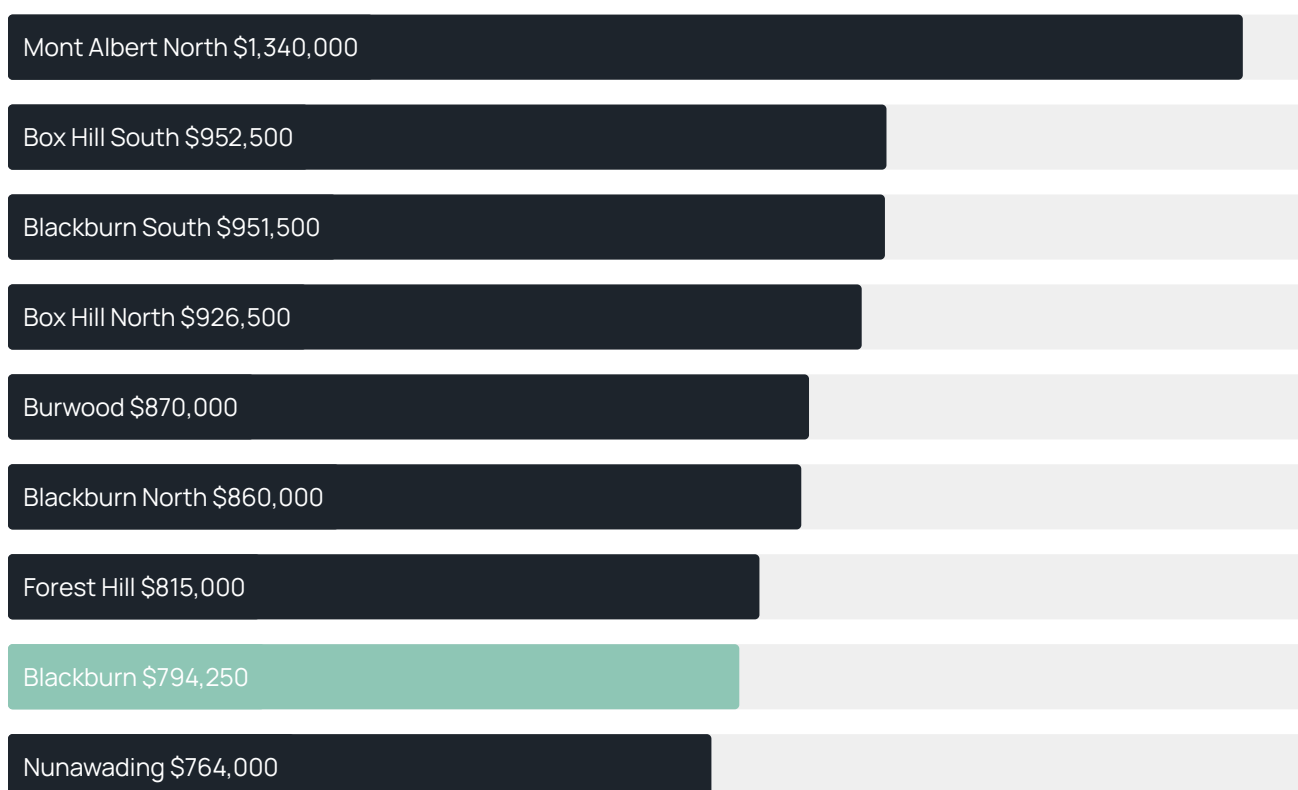


BLACKBURN SUBURB REPORT

Median house price¹



Median unit price¹



Sale method²

● Auction 59%
● Private 41%

Auction clearance rate³

65.12%

Median days on market³

27 days

Jellis Craig average inspection attendance per listing⁴

27 groups

Average hold period¹

7.3 years

Dwelling type⁵

● Houses 66% ● Units 34%

Ownership⁵

● Owned outright 42% ● Mortgaged 35% ● Rented 23%

Population⁵

14,478

Median asking rent¹

\$660 per week

Population growth⁵

3.86%

Rental yield¹

2.29%

Median age⁵

41 years











Median household size⁵

2.5 people











BLACKBURN SUBURB REPORT

Recent Blackburn sales











Discover a snapshot of the most recent results for this suburb, to view the full 12 months of sales history, please go to jellisicraig.com.au/suburb-reports

Address	Bedrooms	Type	Price	Sold
 6/86 Main St Blackburn	2	Unit	\$812,000	31 Jan 2026
 215/55-65 Railway Rd Blackburn	1	Apartment	\$383,000	16 Jan 2026
 101/20 Queen St Blackburn	1	Apartment	\$350,000	16 Jan 2026
 208/20 Queen St Blackburn	1	Apartment	\$345,000	15 Jan 2026
 509/160 Whitehorse Rd Blackburn	2	Apartment	\$615,000	15 Jan 2026
 1/5 Minna St Blackburn	2	Townhouse	\$955,000	02 Jan 2026
 G13/2 Queen St Blackburn	1	Apartment	\$365,000	22 Dec 2025
 8/11 John St Blackburn	2	Unit	\$622,500	20 Dec 2025
 2/13 Gardenia St Blackburn	3	Unit	\$1,410,000	20 Dec 2025
 12 Walsham Rd Blackburn	5	House	\$1,400,000	19 Dec 2025

BLACKBURN SUBURB REPORT

Address	Bedrooms	Type	Price	Sold
 5 Elmhurst Rd Blackburn	3	House	\$1,000,000	17 Dec 2025
 1 Downing St Blackburn	2	House	\$1,180,000	16 Dec 2025
 2a Ernest ST Blackburn	2	House	\$885,000	16 Dec 2025
 1/169 Surrey Rd Blackburn	4	Townhouse	\$1,139,000	15 Dec 2025
 15 Acacia Av Blackburn	3	House	\$1,640,000	15 Dec 2025
 4/4 Kinkora Rd Blackburn	2	Unit	\$655,000	13 Dec 2025
 39 Goodwin St Blackburn	4	House	\$1,700,000	13 Dec 2025
 217 Canterbury Rd Blackburn	3	House	\$1,080,000	12 Dec 2025
 2/54 Gardenia St Blackburn	1	Unit	\$390,000	10 Dec 2025
 444 Middleborough Rd Blackburn	4	House	\$1,210,000	06 Dec 2025

BLACKBURN SUBURB REPORT

Address	Bedrooms	Type	Price	Sold
 3 Ernest St Blackburn	3	House	\$1,385,000	06 Dec 2025
 1/200 Springfield Rd Blackburn	3	Townhouse	\$1,270,000	05 Dec 2025
 1/29 Wolseley Cr Blackburn	3	House	\$1,340,000	03 Dec 2025
 11A Athol Ct Blackburn	3	Unit	\$1,050,000	02 Dec 2025
 3 Elmhurst Rd Blackburn	2	House	\$1,380,000	02 Dec 2025
 108/2 Queen St Blackburn	1	Apartment	\$345,000	01 Dec 2025
 56 Gardenia St Blackburn	4	House	\$2,165,000	30 Nov 2025
 32 Alandale Ct Blackburn	4	House	\$1,620,000	29 Nov 2025
 1/76 Whitehorse Rd BLACKBURN	3	Flat/Unit/Apartment	\$990,000	29 Nov 2025
 1/101 Central Rd Blackburn	3	Unit	\$1,200,000	29 Nov 2025



Jellis Craig Whitehorse
166 Whitehorse Road, Blackburn
03 9908 5700

Jellis Craig acknowledges and pays our respects to the Bunurong People, the Wadawurrung People, the Dja Dja Wurrung People and the Wurundjeri People as the Traditional Owners and original custodians of the lands on which Jellis Craig operates.

Data is current as of PDF generation date 01/02/2026

- 1 Property Data Online, updated quarterly for the past 12 months
- 2 Property Data Online, updated daily for the past 12 months
- 3 Property Data Online, updated daily for the past quarter
- 4 Jellis Craig's average inspection attendance per listing (houses) over the last 12 months, updated daily
- 5 2021 Australian Census
- 6 Property Data Online, updated daily

This publication contains data, analytics, statistics and other information supplied by PROPERTYDATAONLINE PTY LTD (PropertyData). The data provided in this publication is of a general nature and should not be construed as specific advice or relied upon in lieu of appropriate professional advice.

PropertyData relies upon data supplied by third parties and while the data is checked and reviewed, PropertyData does not warrant the accuracy or completeness of the information to the full extent permitted by the law and excludes all loss or damage howsoever arising (including through negligence) in connection with the data supplied by PropertyData. The State of Victoria owns the copyright in the Property Sales Data and reproduction of that data in any way without the consent of the State of Victoria will constitute a breach of the Copyright Act 1968 (cth). The State of Victoria does not warrant the accuracy or completeness of the Property Sales Data and any person using or relying upon such information does so on the basis that the State of Victoria accepts no responsibility or liability whatsoever for any errors, faults, defects or omissions in the information supplied.