



Blackburn

# Suburb Report



Your connection to property insights



**JellisCraig**

BLACKBURN SUBURB REPORT

Median house price<sup>1</sup>

Median

\$1.65m

Quarterly price change

0.60% ↑

Median unit price<sup>1</sup>

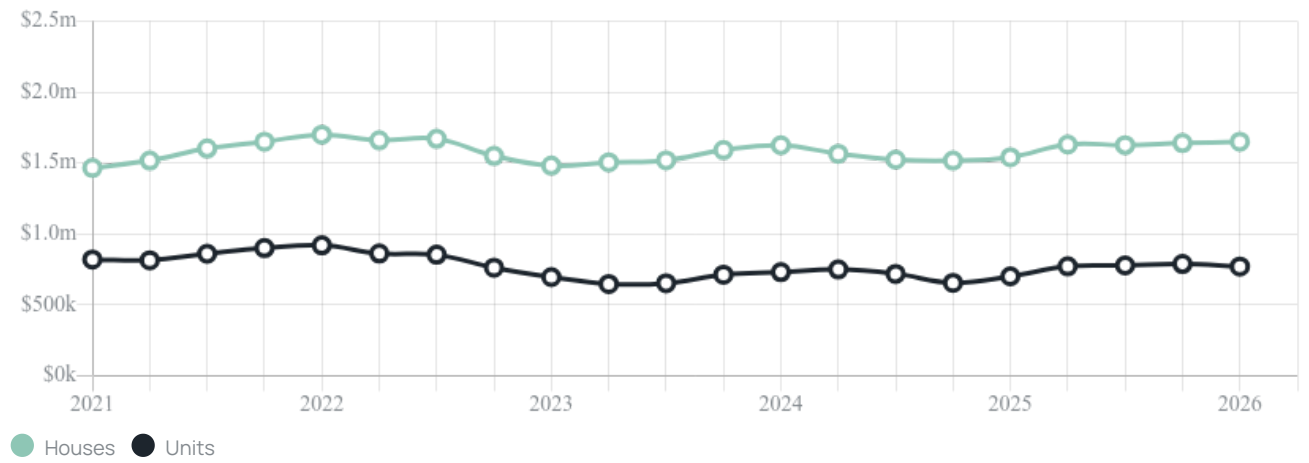
Median

\$771k

Quarterly price change

-2.28% ↓

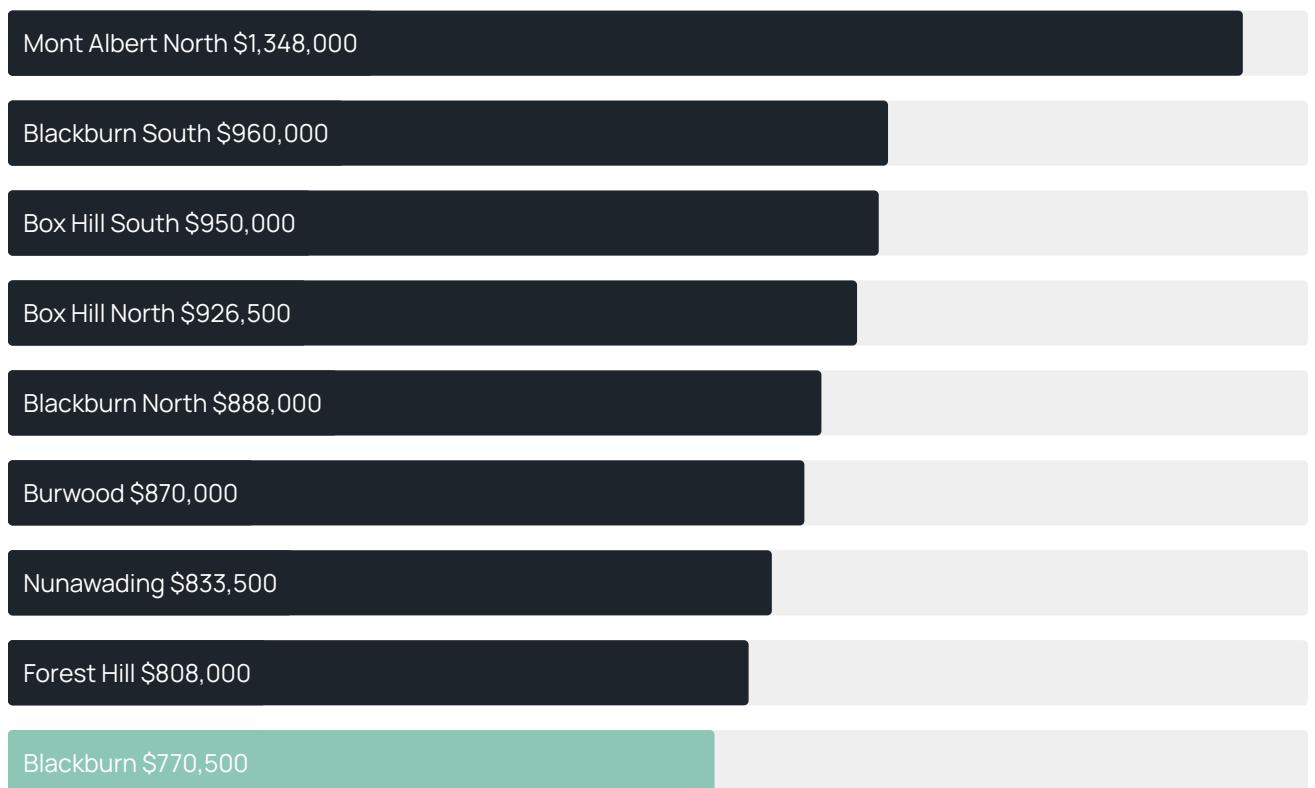
Quarterly price change<sup>1</sup>



### Median house price<sup>1</sup>



### Median unit price<sup>1</sup>



Sale method<sup>2</sup>



● Auction 66%  
● Private 34%

Auction clearance rate<sup>3</sup>

63.04%

Median days on market<sup>3</sup>

29 days

Jellis Craig average inspection attendance per listing<sup>4</sup>

29 groups

Average hold period<sup>1</sup>

7.3 years

Dwelling type<sup>5</sup>



● Houses 66% ● Units 34%

Ownership<sup>5</sup>



● Owned outright 42% ● Mortgaged 35% ● Rented 23%

Population<sup>5</sup>

14,478

Median asking rent<sup>1</sup>

\$660 per week

Population growth<sup>5</sup>

3.86%

Rental yield<sup>1</sup>

2.29%

Median age<sup>5</sup>

41 years











Median household size<sup>5</sup>

2.5 people











BLACKBURN SUBURB REPORT

## Recent Blackburn sales











Discover a snapshot of the most recent results for this suburb, to view the full 12 months of sales history, please go to [jellisCraig.com.au/suburb-reports](http://jellisCraig.com.au/suburb-reports)

Address	Bedrooms	Type	Price	Sold
 66 Pakenham St Blackburn	3	House	\$1,451,000	27 Jun 2026
 2/1a Molleton St Blackburn	2	Unit	\$840,500	27 Jun 2026
 7/196-198 Surrey Rd Blackburn	3	Townhouse	\$860,000	23 Jun 2026
 3/88-90 Main St Blackburn	3	Unit	\$1,255,000	20 Jun 2026
 27a Elmhurst Rd Blackburn	3	House	\$1,425,000	20 Jun 2026
 4/73 Laburnum St Blackburn	2	Unit	\$790,000	19 Jun 2026
 38 Fuchsia St Blackburn	5	House	\$3,550,000	18 Jun 2026
 G13/1 Queen St Blackburn	1	Apartment	\$385,000	17 Jun 2026
 28 Harold St Blackburn	5	House	\$2,750,000	16 Jun 2026
 1/17 Elmhurst Rd Blackburn	4	Townhouse	\$1,355,000	15 Jun 2026

## BLACKBURN SUBURB REPORT

Address	Bedrooms	Type	Price	Sold
 2/33 Elmhurst Rd Blackburn	3	Unit	\$875,000	15 Jun 2026
 2/12 Derby St Blackburn	2	Unit	\$952,000	13 Jun 2026
 19a Harold St Blackburn	3	Unit	\$1,260,000	12 Jun 2026
 307/394-398 Middleborough Rd Blackburn	2	Apartment	\$470,000	10 Jun 2026
 309/300 Middleborough Rd Blackburn	2	Apartment	\$435,000	29 May 2026
 306/162 Whitehorse Rd Blackburn	2	Apartment	\$640,000	27 May 2026
 165 Surrey Rd Blackburn	2	House	\$1,165,000	27 May 2026
 1/38 Elder St Blackburn	2	Unit	\$846,000	23 May 2026
 3 Garie St Blackburn	4	House	\$1,633,000	23 May 2026
 3/19 Bordeaux Av Blackburn	3	Flat/Unit/Apartment	\$1,360,000	18 May 2026

## BLACKBURN SUBURB REPORT

Address	Bedrooms	Type	Price	Sold
 204/18 Queen St Blackburn	1	Apartment	\$330,000	16 May 2026
 7 Amery Av Blackburn	3	House	\$1,455,000	16 May 2026
 8 Arna St Blackburn	4	House	\$1,636,000	16 May 2026
 16 Downing St Blackburn	4	House	\$1,590,000	16 May 2026
 1/3-5 Cootamundra Cr Blackburn	2	Unit	\$639,000	15 May 2026
 4/92-94 Main St Blackburn	2	Unit	\$762,500	15 May 2026
 3/3 Vine St BLACKBURN	2	Flat/Unit/Apartment	\$600,000	10 May 2026
 10 Kinkora Rd Blackburn	4	House	\$1,680,000	09 May 2026
 15/231-239 Canterbury Rd Blackburn	3	Unit	\$970,000	09 May 2026
 27 Naughton Gr Blackburn	3	House	\$1,595,000	09 May 2026



**Jellis Craig Whitehorse**  
166 Whitehorse Road, Blackburn  
03 9908 5700

Jellis Craig acknowledges and pays our respects to the Bunurong People, the Wadawurrung People, the Dja Dja Wurrung People and the Wurundjeri People as the Traditional Owners and original custodians of the lands on which Jellis Craig operates.

---

Data is current as of PDF generation date 01/07/2026

- 1 Property Data Online, updated quarterly for the past 12 months
- 2 Property Data Online, updated daily for the past 12 months
- 3 Property Data Online, updated daily for the past quarter
- 4 Jellis Craig's average inspection attendance per listing (houses) over the last 12 months, updated daily
- 5 2021 Australian Census
- 6 Property Data Online, updated daily

This publication contains data, analytics, statistics and other information supplied by PROPERTYDATAONLINE PTY LTD (PropertyData). The data provided in this publication is of a general nature and should not be construed as specific advice or relied upon in lieu of appropriate professional advice.

PropertyData relies upon data supplied by third parties and while the data is checked and reviewed, PropertyData does not warrant the accuracy or completeness of the information to the full extent permitted by the law and excludes all loss or damage howsoever arising (including through negligence) in connection with the data supplied by PropertyData. The State of Victoria owns the copyright in the Property Sales Data and reproduction of that data in any way without the consent of the State of Victoria will constitute a breach of the Copyright Act 1968 (cth). The State of Victoria does not warrant the accuracy or completeness of the Property Sales Data and any person using or relying upon such information does so on the basis that the State of Victoria accepts no responsibility or liability whatsoever for any errors, faults, defects or omissions in the information supplied.