



Blairgowrie

# Suburb Report



Your connection to property insights



JellisCraig

BLAIRGOWRIE SUBURB REPORT

Median house price<sup>1</sup>

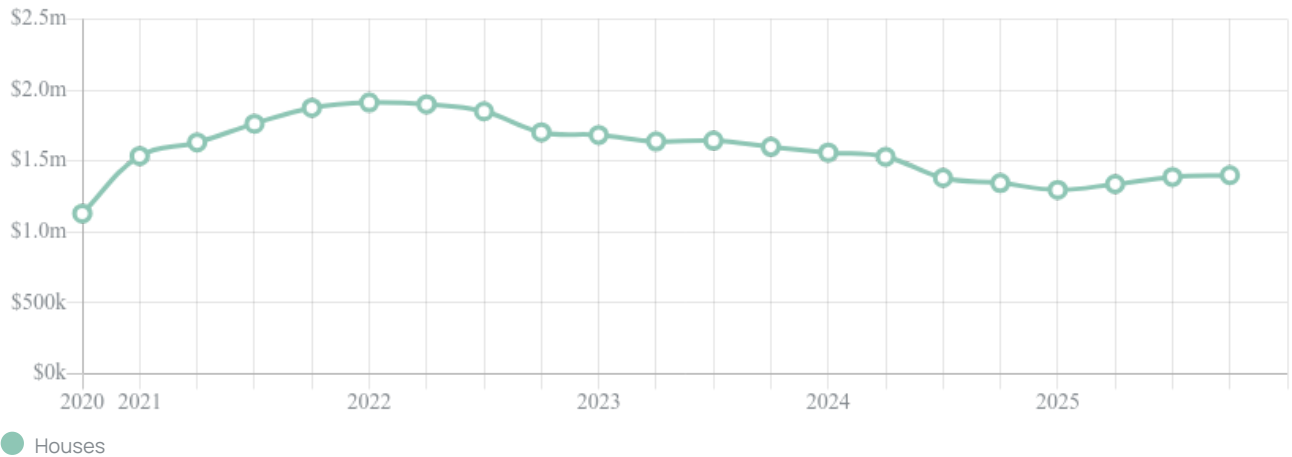
Median

\$1.40m

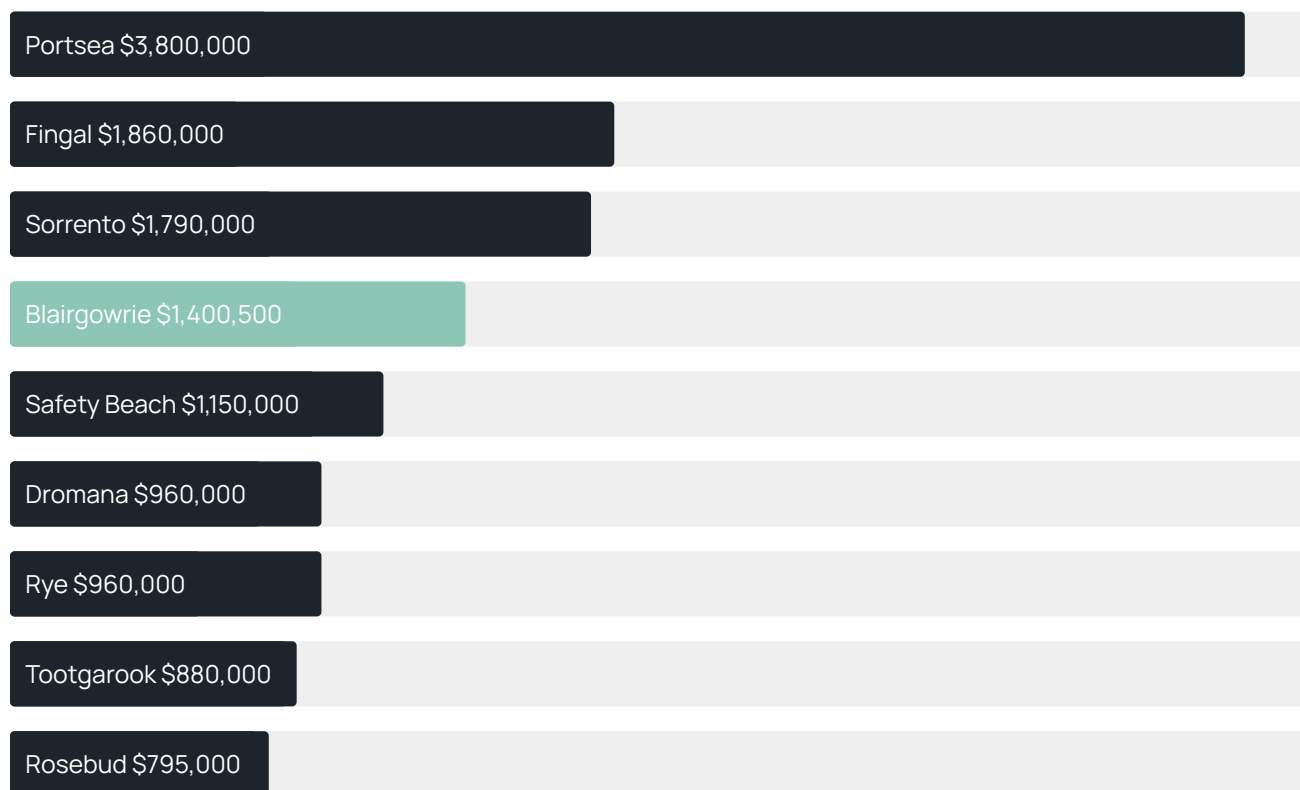
Quarterly price change

0.93% ↑

Quarterly price change<sup>1</sup>



## BLAIRGOWRIE SUBURB REPORT

Median house price<sup>1</sup>Median unit price<sup>1</sup>

Sale method<sup>2</sup>

● Auction 9%  
● Private 91%

Auction clearance rate<sup>3</sup>

66.67%

Median days on market<sup>3</sup>

47 days

Jellis Craig average inspection attendance per listing<sup>4</sup>

47 groups

Average hold period<sup>1</sup>

6.5 years

Dwelling type<sup>5</sup>

● Houses 99% ● Units 1%

Ownership<sup>5</sup>

● Owned outright 63% ● Mortgaged 27% ● Rented 10%

Population<sup>5</sup>

2,786

Median asking rent<sup>1</sup>

\$725 per week

Population growth<sup>5</sup>

20.45%

Rental yield<sup>1</sup>

2.49%

Median age<sup>5</sup>

58 years











Median household size<sup>5</sup>

2.1 people











## BLAIRGOWRIE SUBURB REPORT

## Recent Blairgowrie sales

Discover a snapshot of the most recent results for this suburb, to view the full 12 months of sales history, please go to [jellisraig.com.au/suburb-reports](https://jellisraig.com.au/suburb-reports)











Address	Bedrooms	Type	Price	Sold
 88 William Rd Blairgowrie	3	House	\$1,525,000	29 Jan 2026
 18 Hilltop Av Blairgowrie	4	House	\$1,020,000	10 Jan 2026
 44 Reeves St Blairgowrie	3	House	\$1,020,000	11 Dec 2025
 19 St Johns Wood Rd Blairgowrie	4	House	\$1,730,000	06 Dec 2025
 13 Mackie Ct Blairgowrie	3	House	\$1,575,000	05 Dec 2025
 2 Prince St Blairgowrie	4	House	\$2,900,000	30 Nov 2025
 53 Lansdowne St Blairgowrie	2	House	\$930,000	27 Nov 2025
 44 Harleian St Blairgowrie	4	House	\$1,800,000	27 Nov 2025
 12 Tibir St Blairgowrie	4	House	\$1,430,000	21 Nov 2025
 2927 Point Nepean Rd Blairgowrie	6	House	\$4,650,000	19 Nov 2025

## BLAIRGOWRIE SUBURB REPORT

Address	Bedrooms	Type	Price	Sold
 49 Revell St Blairgowrie	5	House	\$1,500,000	17 Nov 2025
 22 Edina Ct Blairgowrie	5	House	\$2,600,000	14 Nov 2025
 5 Darwin St Blairgowrie	3	House	\$810,000	13 Nov 2025
 37 Reeves St Blairgowrie	5	House	\$1,700,000	10 Nov 2025
 539 Melbourne Rd Blairgowrie	3	House	\$975,000	09 Nov 2025
 30 Maxwell St Blairgowrie	3	House	\$2,000,000	29 Oct 2025
 32 Canterbury Jetty Rd Blairgowrie	3	House	\$1,220,000	28 Oct 2025
 7 Macfarlan Av Blairgowrie	5	House	\$4,050,000	24 Oct 2025
 8 Harleian St BLAIRGOWRIE	3	House	\$1,700,000	20 Oct 2025
 1 Macfarlan Av Blairgowrie	3	House	\$1,600,000	16 Oct 2025



## BLAIRGOWRIE SUBURB REPORT

Address	Bedrooms	Type	Price	Sold
 2 Korra Ct Blairgowrie	3	House	\$1,225,000	12 Oct 2025
 25 Revell St Blairgowrie	3	House	\$1,245,000	12 Oct 2025
 15 Kirwood St Blairgowrie	4	House	\$1,520,000	09 Oct 2025
 20 Adelaide St Blairgowrie	4	House	\$3,400,000	08 Oct 2025
 81 St Johns Wood Rd Blairgowrie	3	House	\$600,000	01 Oct 2025
 70 Adelaide St BLAIRGOWRIE	3	House	\$1,500,000	30 Sep 2025
 77 St Johns Wood Rd Blairgowrie	3	House	\$1,150,000	27 Sep 2025
 5 David St Blairgowrie	3	House	\$1,570,000	24 Sep 2025
 2 David St Blairgowrie	3	House	\$950,000	23 Sep 2025
 3 Madeleine St Blairgowrie	4	House	\$2,534,500	19 Sep 2025



**Jellis Craig Sorrento**  
148 Ocean Beach Road, Sorrento  
03 5984 0999

Jellis Craig acknowledges and pays our respects to the Bunurong People, the Wadawurrung People, the Dja Dja Wurrung People and the Wurundjeri People as the Traditional Owners and original custodians of the lands on which Jellis Craig operates.

---

Data is current as of PDF generation date 01/02/2026

- 1 Property Data Online, updated quarterly for the past 12 months
- 2 Property Data Online, updated daily for the past 12 months
- 3 Property Data Online, updated daily for the past quarter
- 4 Jellis Craig's average inspection attendance per listing (houses) over the last 12 months, updated daily
- 5 2021 Australian Census
- 6 Property Data Online, updated daily

This publication contains data, analytics, statistics and other information supplied by PROPERTYDATAONLINE PTY LTD (PropertyData). The data provided in this publication is of a general nature and should not be construed as specific advice or relied upon in lieu of appropriate professional advice.

PropertyData relies upon data supplied by third parties and while the data is checked and reviewed, PropertyData does not warrant the accuracy or completeness of the information to the full extent permitted by the law and excludes all loss or damage howsoever arising (including through negligence) in connection with the data supplied by PropertyData. The State of Victoria owns the copyright in the Property Sales Data and reproduction of that data in any way without the consent of the State of Victoria will constitute a breach of the Copyright Act 1968 (cth). The State of Victoria does not warrant the accuracy or completeness of the Property Sales Data and any person using or relying upon such information does so on the basis that the State of Victoria accepts no responsibility or liability whatsoever for any errors, faults, defects or omissions in the information supplied.