



Box Hill

Suburb Report



Your connection to property insights



JellisCraig

BOX HILL SUBURB REPORT

Median house price¹

Median

\$1.72m

Quarterly price change

0.00% ↓

Median unit price¹

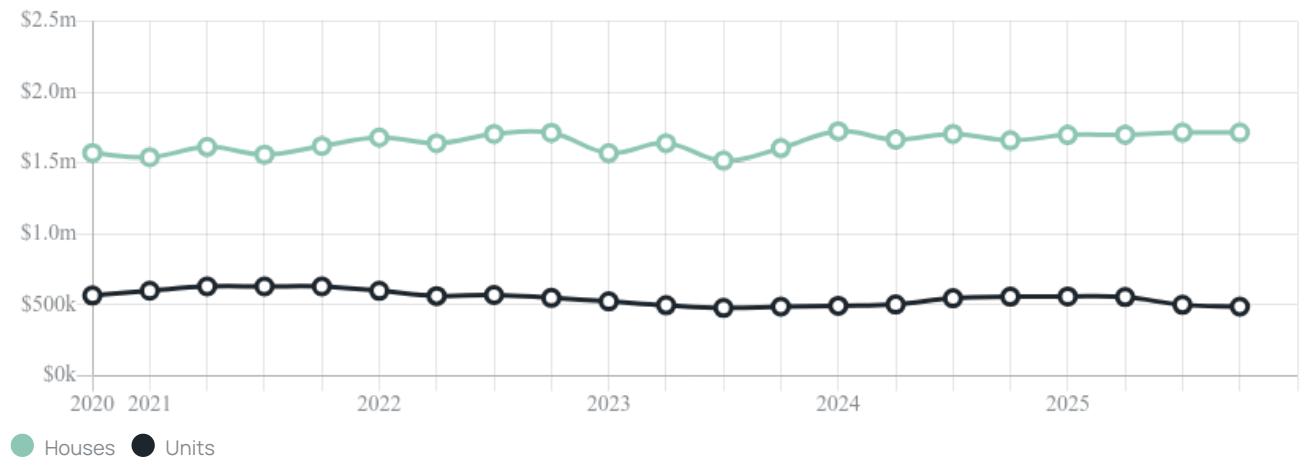
Median

\$488k

Quarterly price change

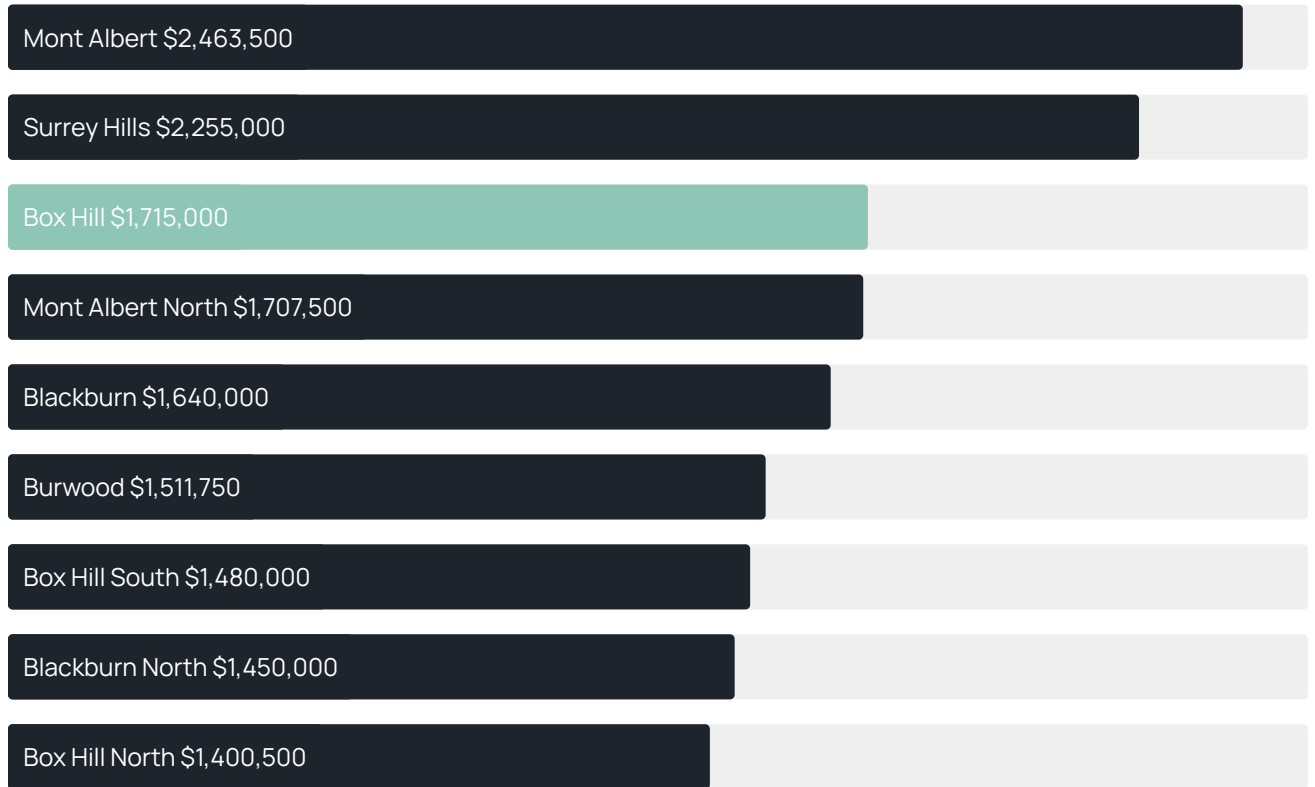
-2.50% ↓

Quarterly price change¹

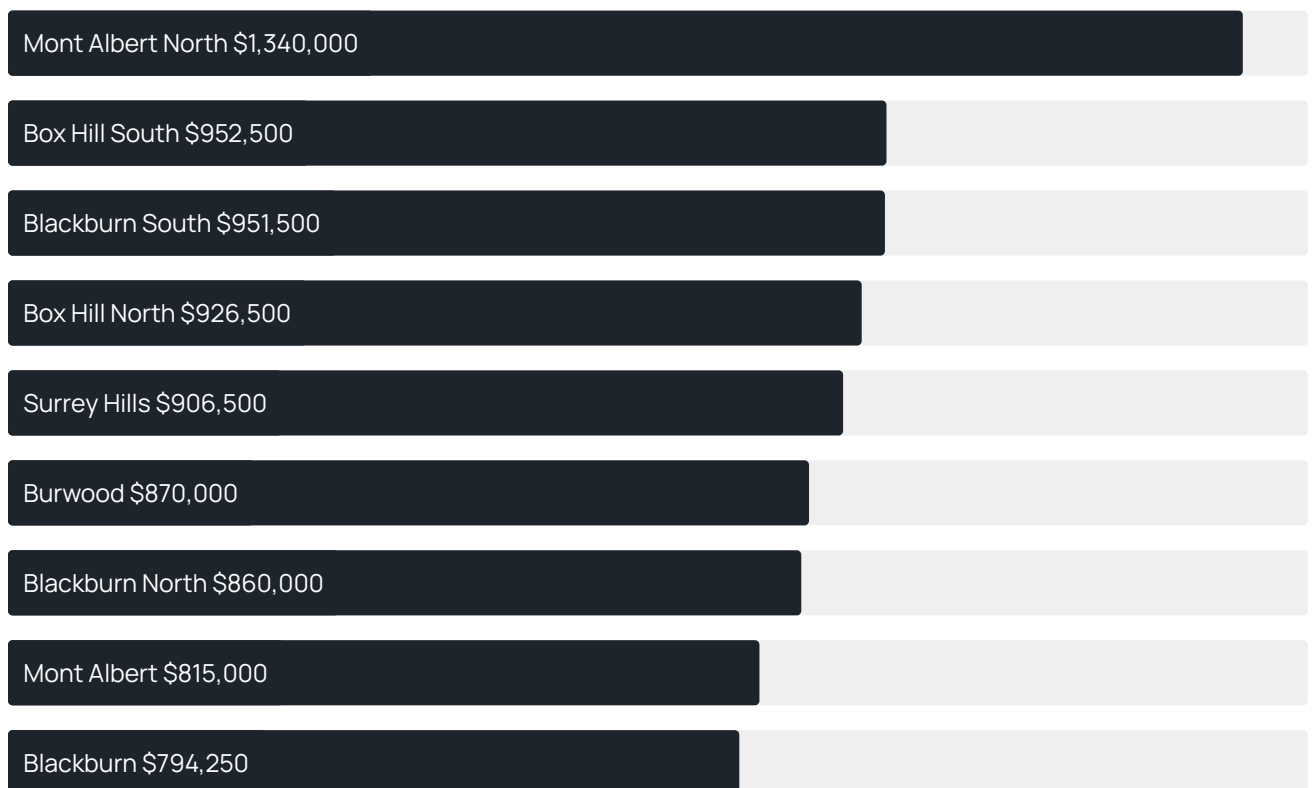


BOX HILL SUBURB REPORT

Median house price¹



Median unit price¹



Sale method²



- Auction 31%
- Private 69%

Auction clearance rate³

62.5%

Median days on market³

32 days

Average hold period¹

6.0 years

Dwelling type⁵



- Houses 22%
- Units 78%

Ownership⁵



- Owned outright 23%
- Mortgaged 21%
- Rented 56%

Population⁵

14,353

Median asking rent¹

\$600 per week

Population growth⁵

25.96%

Rental yield¹

1.71%

Median age⁵

33 years











Median household size⁵

2.2 people











BOX HILL SUBURB REPORT

Recent Box Hill sales











Discover a snapshot of the most recent results for this suburb, to view the full 12 months of sales history, please go to jellisraig.com.au/suburb-reports

Address	Bedrooms	Type	Price	Sold
 12/33 Albion Rd Box Hill	2	Apartment	\$440,000	30 Mar 2026
 22/5 Archibald St Box Hill	1	Apartment	\$160,000	24 Mar 2026
 704/999 Whitehorse Rd Box Hill	2	Apartment	\$600,000	21 Mar 2026
 3/101 Albion Rd Box Hill	3	Townhouse	\$810,500	21 Mar 2026
 3/105 Albion Rd Box Hill	2	Unit	\$750,000	21 Mar 2026
 2/23-33 Cambridge St Box Hill	3	House	\$819,000	18 Mar 2026
 214/1 Wellington Rd Box Hill	1	Apartment	\$163,600	18 Mar 2026
 11/3-5 John St Box Hill	1	Unit	\$312,000	16 Mar 2026
 107/47 Harrow St Box Hill	1	Apartment	\$482,000	13 Mar 2026
 701/1 Archibald St Box Hill	2	Apartment	\$560,000	12 Mar 2026

BOX HILL SUBURB REPORT

Address	Bedrooms	Type	Price	Sold
 7/9 Albion Rd BOX HILL	2	Apartment	\$398,000	11 Mar 2026
 3/16 Graham Pl Box Hill	3	Townhouse	\$1,001,000	11 Mar 2026
 21/37-39 Rose St Box Hill	2	Apartment	\$615,000	08 Mar 2026
 907/828 Whitehorse Rd Box Hill	2	Apartment	\$595,888	05 Mar 2026
 5/4-6 Barkly St Box Hill	4	Townhouse	\$1,190,000	03 Mar 2026
 1062 Whitehorse Rd Box Hill	5	House	\$1,445,000	28 Feb 2026
 4 William St Box Hill	3	House	\$1,800,000	28 Feb 2026
 23 Court St Box Hill	4	House	\$1,908,000	28 Feb 2026
 312/1 Wellington Rd Box Hill	1	Apartment	\$145,000	27 Feb 2026
 5/8 Via Media Box Hill	3	Townhouse	\$835,000	25 Feb 2026

BOX HILL SUBURB REPORT

Address	Bedrooms	Type	Price	Sold
 206/19 Irving Av Box Hill	2	Apartment	\$430,000	24 Feb 2026
 1706/2 Bruce St Box Hill	2	Strata Unit/Flat	\$853,500	23 Feb 2026
 1705/3 Young St Box Hill	2	Apartment	\$515,000	20 Feb 2026
 7/18 Ashted Rd Box Hill	1	Apartment	\$320,000	19 Feb 2026
 5 Hannaslea St Box Hill	4	House	\$1,757,000	19 Feb 2026
 14/32-34 Albion Rd Box Hill	2	Apartment	\$405,000	18 Feb 2026
 2201/36 Prospect St Box Hill	3	Strata Unit/Flat	\$675,000	12 Feb 2026
 301/490 Elgar Rd Box Hill	1	Apartment	\$118,000	11 Feb 2026
 5/5 Archibald St Box Hill	1	Apartment	\$159,000	11 Feb 2026
 2/25 Wellington Rd Box Hill	2	Unit	\$810,000	09 Feb 2026



Jellis Craig Whitehorse
166 Whitehorse Road, Blackburn
03 9908 5700

Jellis Craig acknowledges and pays our respects to the Bunurong People, the Wadawurrung People, the Dja Dja Wurrung People and the Wurundjeri People as the Traditional Owners and original custodians of the lands on which Jellis Craig operates.

Data is current as of PDF generation date 01/04/2026

- 1 Property Data Online, updated quarterly for the past 12 months
- 2 Property Data Online, updated daily for the past 12 months
- 3 Property Data Online, updated daily for the past quarter
- 4 Jellis Craig's average inspection attendance per listing (houses) over the last 12 months, updated daily
- 5 2021 Australian Census
- 6 Property Data Online, updated daily

This publication contains data, analytics, statistics and other information supplied by PROPERTYDATAONLINE PTY LTD (PropertyData). The data provided in this publication is of a general nature and should not be construed as specific advice or relied upon in lieu of appropriate professional advice.

PropertyData relies upon data supplied by third parties and while the data is checked and reviewed, PropertyData does not warrant the accuracy or completeness of the information to the full extent permitted by the law and excludes all loss or damage howsoever arising (including through negligence) in connection with the data supplied by PropertyData. The State of Victoria owns the copyright in the Property Sales Data and reproduction of that data in any way without the consent of the State of Victoria will constitute a breach of the Copyright Act 1968 (cth). The State of Victoria does not warrant the accuracy or completeness of the Property Sales Data and any person using or relying upon such information does so on the basis that the State of Victoria accepts no responsibility or liability whatsoever for any errors, faults, defects or omissions in the information supplied.