



Breakwater

Suburb Report



Your connection to property insights



JellisCraig

BREAKWATER SUBURB REPORT

Median house price¹

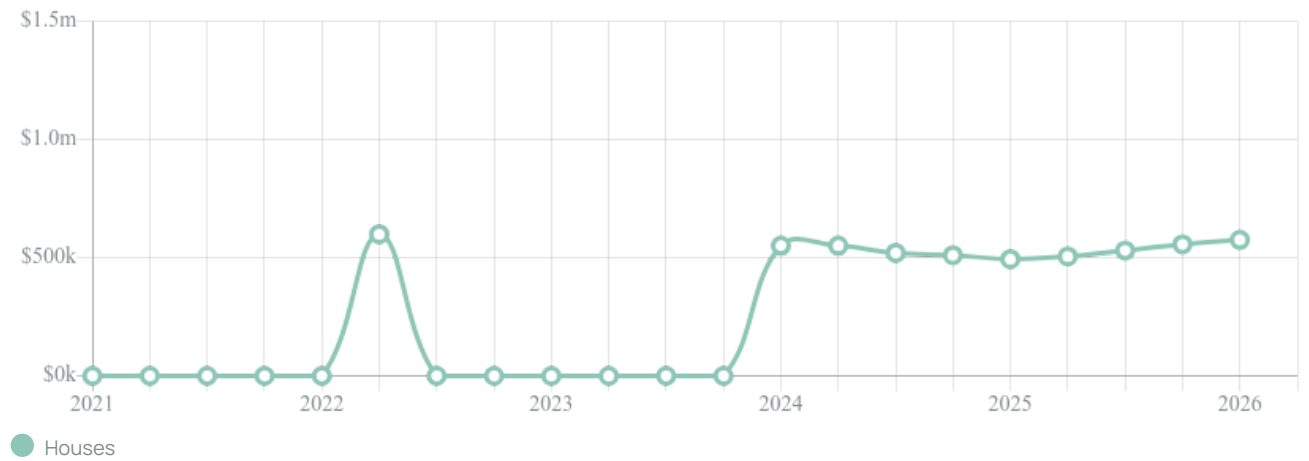
Median

\$575k

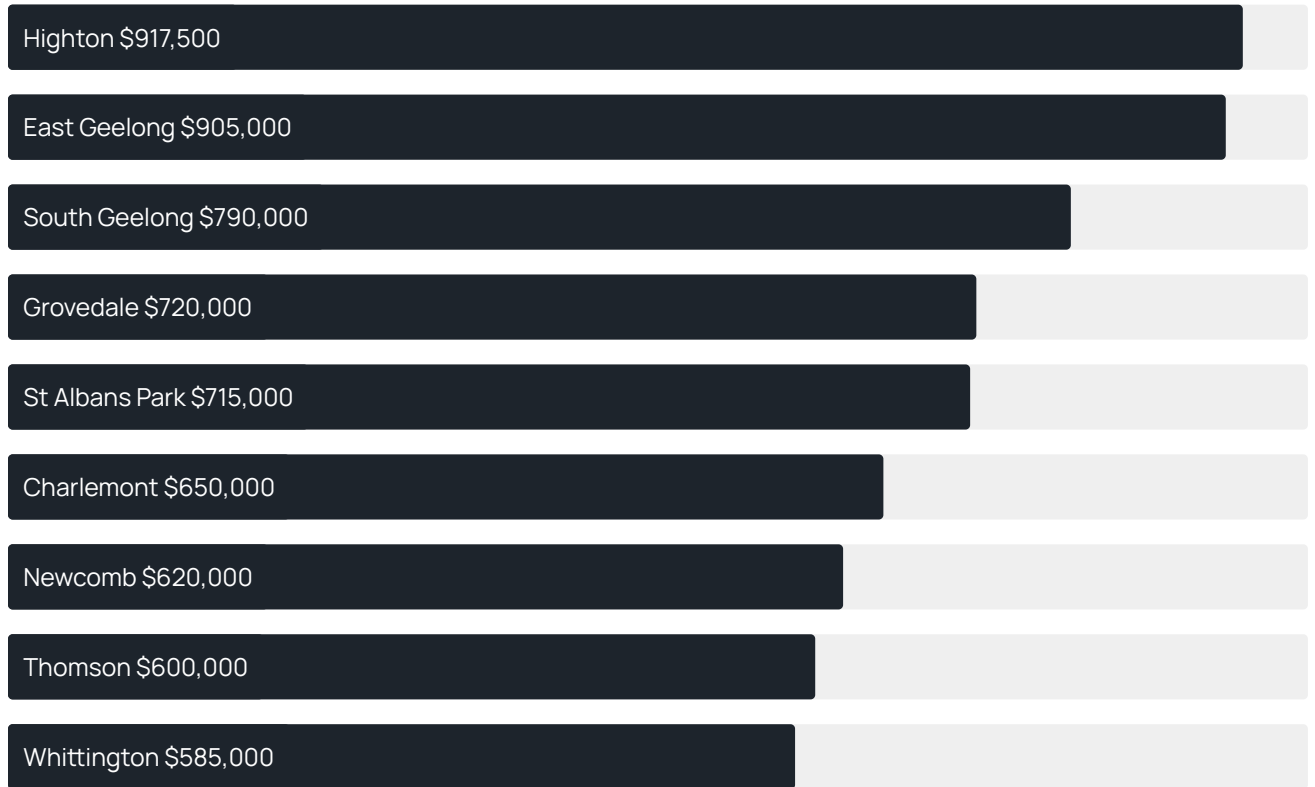
Quarterly price change

3.38% ↑

Quarterly price change¹



Median house price¹



Median unit price¹



Sale method²



● Private 100%

Average hold period¹

6.5 years

Dwelling type⁵



● Houses 77% ● Units 23%

Ownership⁵



● Owned outright 33% ● Mortgaged 33% ● Rented 34%

Population⁵

1,060

Median asking rent¹

\$420 per week

Median age⁵

40 years

Rental yield¹

4.19%











Median household size⁵

2.1 people











BREAKWATER SUBURB REPORT

Recent Breakwater sales











Discover a snapshot of the most recent results for this suburb, to view the full 12 months of sales history, please go to jellisraig.com.au/suburb-reports

Address	Bedrooms	Type	Price	Sold
 20 Tanner St Breakwater	3	House	\$700,000	27 Apr 2026
 27 Tucker St Breakwater	2	House	\$545,000	24 Apr 2026
 41 Fidge Cr Breakwater	2	House	\$675,000	21 Apr 2026
 11 Fellmongers Rd Breakwater	3	House	\$600,000	11 Apr 2026
 34 Hitchcock St Breakwater	3	House	\$613,500	13 Mar 2026
 4/58 Tucker St Breakwater	3	Unit	\$581,000	13 Mar 2026
 10/1 Holman Ct Breakwater	2	Flat/Unit/Apartment	\$335,000	09 Mar 2026
 9 Fellmongers Rd Breakwater	3	House	\$350,000	03 Mar 2026
 1/51 Tucker St Breakwater	3	Unit	\$590,000	16 Feb 2026
 8 Hodges Ct Breakwater	3	House	\$628,000	04 Feb 2026

BREAKWATER SUBURB REPORT

Address	Bedrooms	Type	Price	Sold
 22 Young St Breakwater	3	House	\$520,000	23 Dec 2025
 4 Fowler St Breakwater	3	House	\$450,000	15 Dec 2025
 7 Higgins Ct Breakwater	3	House	\$660,000	12 Dec 2025
 13 Hitchcock St Breakwater	3	House	\$565,000	12 Dec 2025
 12 Tanner St Breakwater	3	House	\$550,000	09 Dec 2025
 2/3 Tanner St BREAKWATER	3	Townhouse	\$540,000	01 Dec 2025
 5/1 Holman Ct Breakwater	2	Flat/Unit/Apartment	\$330,000	01 Dec 2025
 8 Higgins Ct Breakwater	3	House	\$655,000	18 Nov 2025
 16 Mcallister St Breakwater	3	House	\$190,000	14 Nov 2025
 2 Hodges Ct Breakwater	3	House	\$480,000	14 Nov 2025

BREAKWATER SUBURB REPORT

Address	Bedrooms	Type	Price	Sold
 3/51 Tanner St Breakwater	3	Flat/Unit/Apartment	\$467,000	14 Nov 2025
 30 Fidge Cr Breakwater	3	House	\$623,000	13 Nov 2025
 44 Fidge Cr Breakwater	3	House	\$630,000	07 Nov 2025
 36 Cosgrove St BREAKWATER	3	House	\$575,000	30 Oct 2025
 20 Mcallister St Breakwater	3	House	\$520,000	29 Oct 2025
 13 Fellmongers Rd Breakwater	3	House	\$700,000	17 Oct 2025
 24 Hitchcock St Breakwater	3	House	\$620,000	15 Oct 2025
 9 Fidge Cr Breakwater	3	House	\$600,000	29 Sep 2025
 1/14 Church St Breakwater	2	Flat/Unit/Apartment	\$580,000	09 Sep 2025
 3/3 Tanner St BREAKWATER	3	Flat/Unit/Apartment	\$545,000	05 Sep 2025



Jellis Craig Geelong
205 Pakington Street, Geelong West
(03) 5222 7772

Jellis Craig acknowledges and pays our respects to the Bunurong People, the Wadawurrung People, the Dja Dja Wurrung People and the Wurundjeri People as the Traditional Owners and original custodians of the lands on which Jellis Craig operates.

Data is current as of PDF generation date 01/07/2026

- 1 Property Data Online, updated quarterly for the past 12 months
- 2 Property Data Online, updated daily for the past 12 months
- 3 Property Data Online, updated daily for the past quarter
- 4 Jellis Craig's average inspection attendance per listing (houses) over the last 12 months, updated daily
- 5 2021 Australian Census
- 6 Property Data Online, updated daily

This publication contains data, analytics, statistics and other information supplied by PROPERTYDATAONLINE PTY LTD (PropertyData). The data provided in this publication is of a general nature and should not be construed as specific advice or relied upon in lieu of appropriate professional advice.

PropertyData relies upon data supplied by third parties and while the data is checked and reviewed, PropertyData does not warrant the accuracy or completeness of the information to the full extent permitted by the law and excludes all loss or damage howsoever arising (including through negligence) in connection with the data supplied by PropertyData. The State of Victoria owns the copyright in the Property Sales Data and reproduction of that data in any way without the consent of the State of Victoria will constitute a breach of the Copyright Act 1968 (cth). The State of Victoria does not warrant the accuracy or completeness of the Property Sales Data and any person using or relying upon such information does so on the basis that the State of Victoria accepts no responsibility or liability whatsoever for any errors, faults, defects or omissions in the information supplied.