

JellisCraig

BRIGHTON EAST

Suburb Report

Know your neighbourhood.



BRIGHTON EAST SUBURB REPORT

Median House Price*

Median

\$2.25m

Quarterly Price Change

8.48% ↑

Median Unit Price*

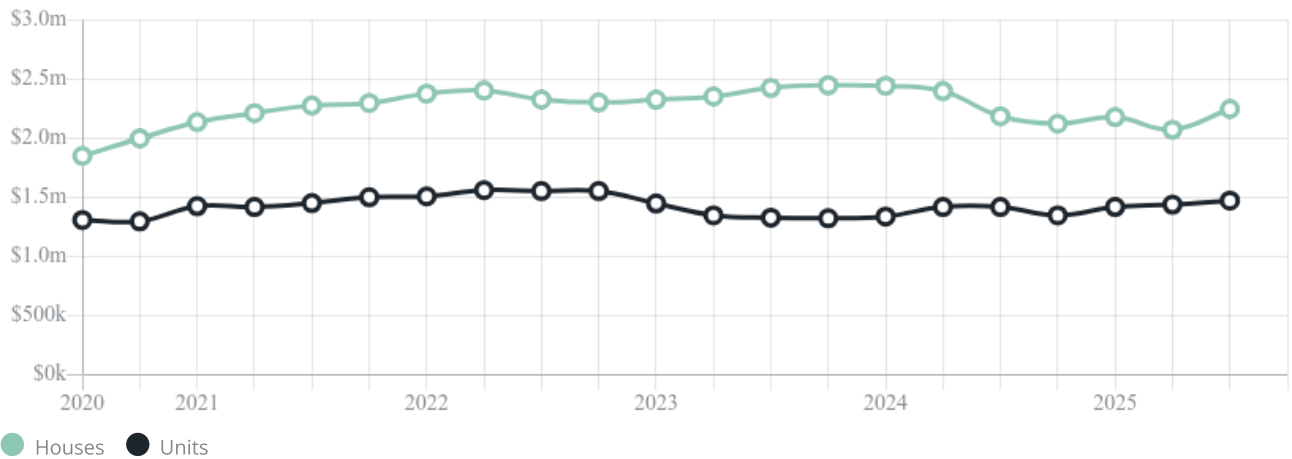
Median

\$1.48m

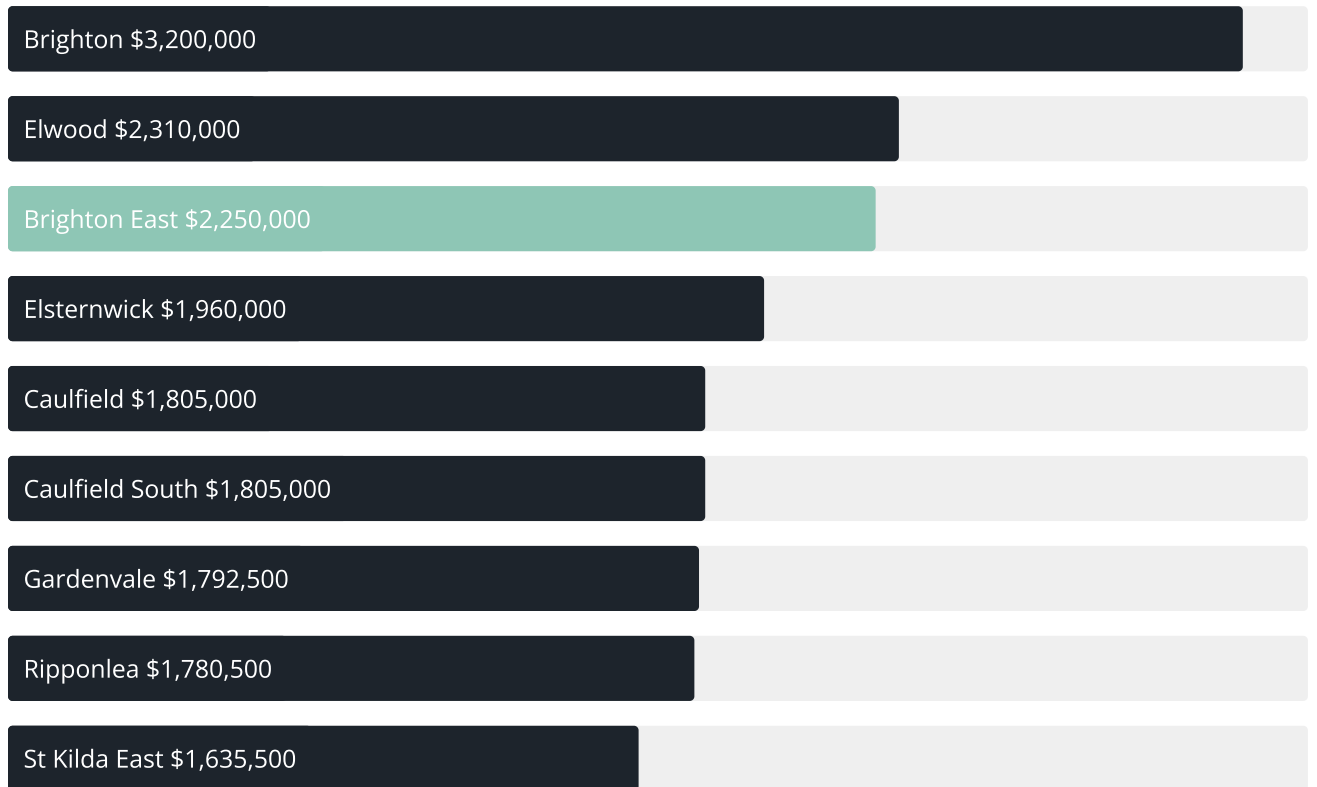
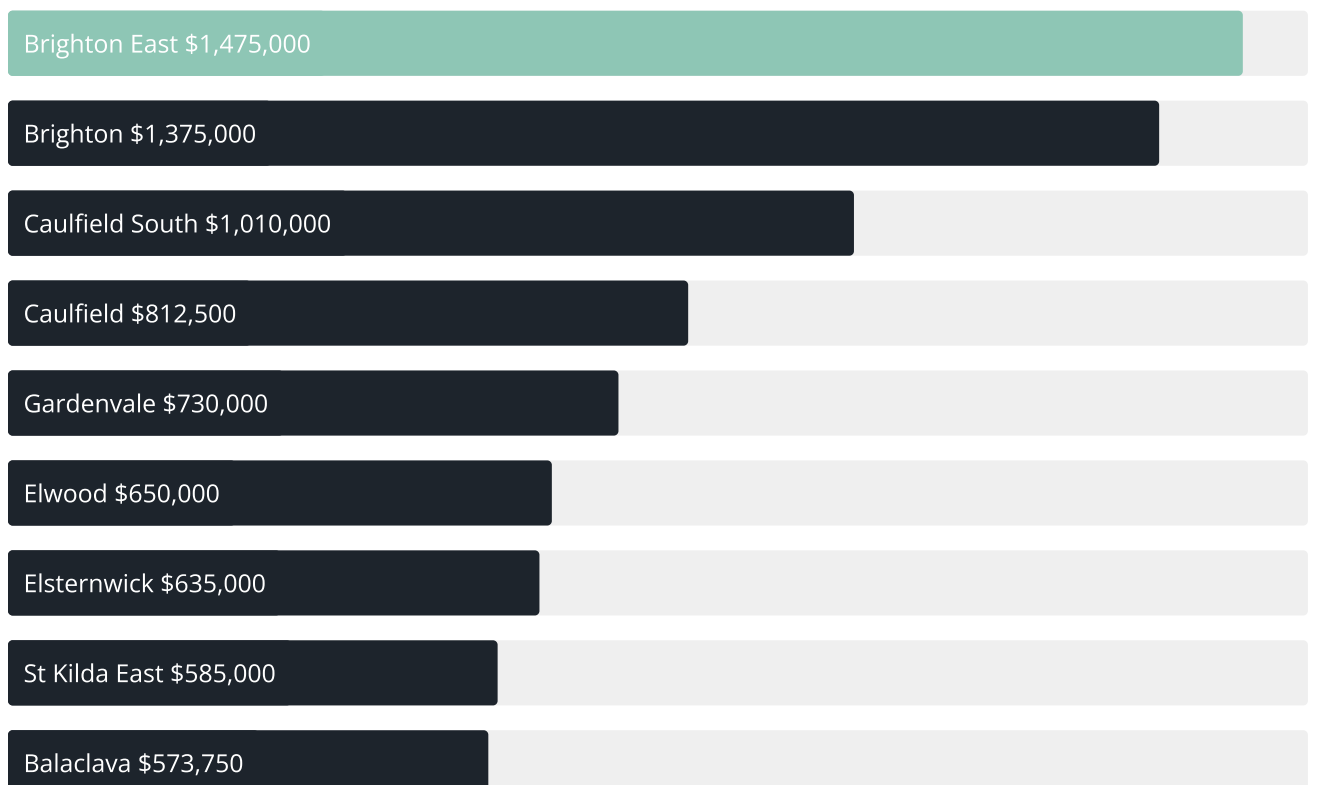
Quarterly Price Change

2.43% ↑

Quarterly Price Change*



BRIGHTON EAST SUBURB REPORT

Median House Sale Price^{*}Median Unit Sale Price^{*}

BRIGHTON EAST SUBURB REPORT

Sale Method^{*}Auction Clearance Rate^{*}

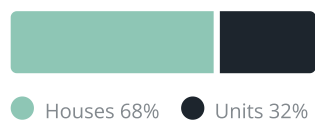
79.1%

Median Days on Market[^]

24 days

Average Hold Period^{*}

6.6 years

Dwelling Type[^]Ownership[^]Population[^]

16,757

Median Asking Rent per week^{*}

\$1,165

Population Growth[^]

4.74%

Rental Yield^{*}

2.36%

Median Age[^]











45 years

Median Household Size[^]











2.6 people

BRIGHTON EAST SUBURB REPORT











Discover a snapshot of the most recent results for this suburb, to view the full 12 months of sales history, please go to jellisraig.com.au/suburbinsights

Address	Bedrooms	Type	Price	Sold
 18C Hornby St Brighton East	3	Townhouse	\$2,271,000	22 Nov 2025
 25a Milroy St Brighton East	2	Unit	\$925,000	22 Nov 2025
 4/657 Nepean Hwy Brighton East	2	Apartment	\$520,000	21 Nov 2025
 7 Charles St Brighton East	3	House	\$1,355,000	15 Nov 2025
 354 North Rd Brighton East	4	House	\$1,810,000	15 Nov 2025
 49a Comer St BRIGHTON EAST	3	House	\$2,001,000	08 Nov 2025
 38 Marriage Rd Brighton East	3	House	\$2,500,000	28 Oct 2025
 3/657 Nepean Hwy Brighton East	2	Apartment	\$510,000	24 Oct 2025
 4/756 Hawthorn Rd Brighton East	3	Townhouse	\$1,185,000	22 Oct 2025
 1/16 Summerhill Rd Brighton East	3	House	\$2,850,000	17 Oct 2025

BRIGHTON EAST SUBURB REPORT

Address	Bedrooms	Type	Price	Sold
 4/87 Thomas St Brighton East	2	Unit	\$980,000	16 Oct 2025
 3/18 Regent St Brighton East	3	Villa	\$1,252,000	15 Oct 2025
 2/1 Moore St Brighton East	2	House	\$1,200,000	13 Oct 2025
 8/123 Dendy St Brighton East	2	Apartment	\$595,000	11 Oct 2025
 359 South Rd Brighton East	5	House	\$2,740,000	11 Oct 2025
 1/3 Gleniffer Av Brighton East	2	Unit	\$745,000	08 Oct 2025
 20a Carr St Brighton East	4	Townhouse	\$2,525,000	08 Oct 2025
 15a Studley Rd Brighton East	4	Townhouse	\$2,650,000	07 Oct 2025
 54 Clinton St Brighton East	4	House	\$2,600,000	06 Oct 2025
 131 Marriage Rd Brighton East	5	House	\$2,488,000	01 Oct 2025

BRIGHTON EAST SUBURB REPORT

Address	Bedrooms	Type	Price	Sold
 4a Shasta Av Brighton East	4	House	\$2,750,000	27 Sep 2025
 2/20 Clonaig St Brighton East	3	Unit	\$1,310,000	20 Sep 2025
 17 Florence St Brighton East	4	House	\$2,750,000	17 Sep 2025
 10 Roosevelt Ct Brighton East	4	House	\$8,110,000	15 Sep 2025
 6 Talofa Av Brighton East	4	House	\$2,250,000	15 Sep 2025
 4 Curley St Brighton East	4	House	\$2,460,000	13 Sep 2025
 7a Alford St Brighton East	2	Unit	\$1,150,000	13 Sep 2025
 8a Lucas St Brighton East	4	House	\$2,522,000	13 Sep 2025
 14 Noel St Brighton East	4	House	\$1,975,000	13 Sep 2025
 64 Comer St Brighton East	4	House	\$2,950,000	13 Sep 2025



Brighton Office
Level 1, 181 Bay Street, Brighton
03 9194 1200

jellisrcraig.com.au

Data is current as of PDF generation date 01/12/2025

* Updated Quarterly for the past 12 months

^ Updated daily for the past quarter

~ Updated daily: 33 recent results.

This publication contains data, analytics, statistics and other information supplied by PROPERTYDATAONLINE PTY LTD (PropertyData). The data provided in this publication is of a general nature and should not be construed as specific advice or relied upon in lieu of appropriate professional advice.

PropertyData relies upon data supplied by third parties and while the data is checked and reviewed, PropertyData does not warrant the accuracy or completeness of the information to the full extent permitted by the law and excludes all loss or damage howsoever arising (including through negligence) in connection with the data supplied by PropertyData. The State of Victoria owns the copyright in the Property Sales Data and reproduction of that data in any way without the consent of the State of Victoria will constitute a breach of the Copyright Act 1968 (cth). The State of Victoria does not warrant the accuracy or completeness of the Property Sales Data and any person using or relying upon such information does so on the basis that the State of Victoria accepts no responsibility or liability whatsoever for any errors, faults, defects or omissions in the information supplied.