



Brighton

Suburb Report



Your connection to property insights



JellisCraig

BRIGHTON SUBURB REPORT

Median house price¹

Median

\$3.20m

Quarterly price change

-2.29% ↓

Median unit price¹

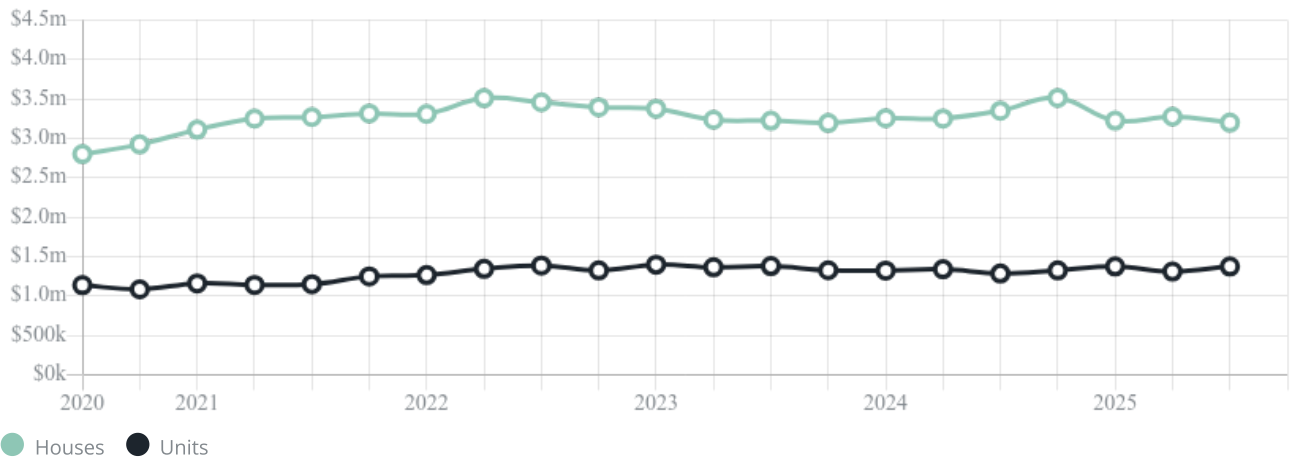
Median

\$1.38m

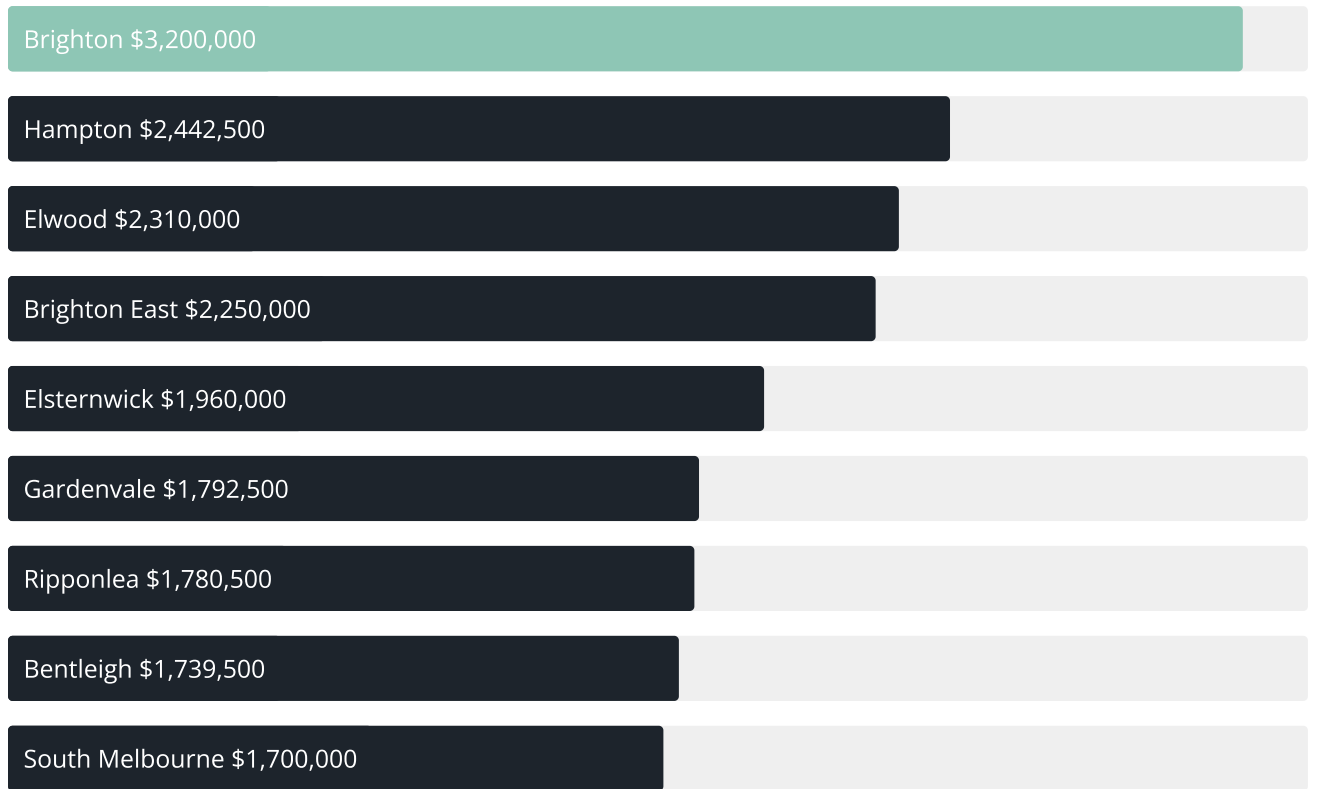
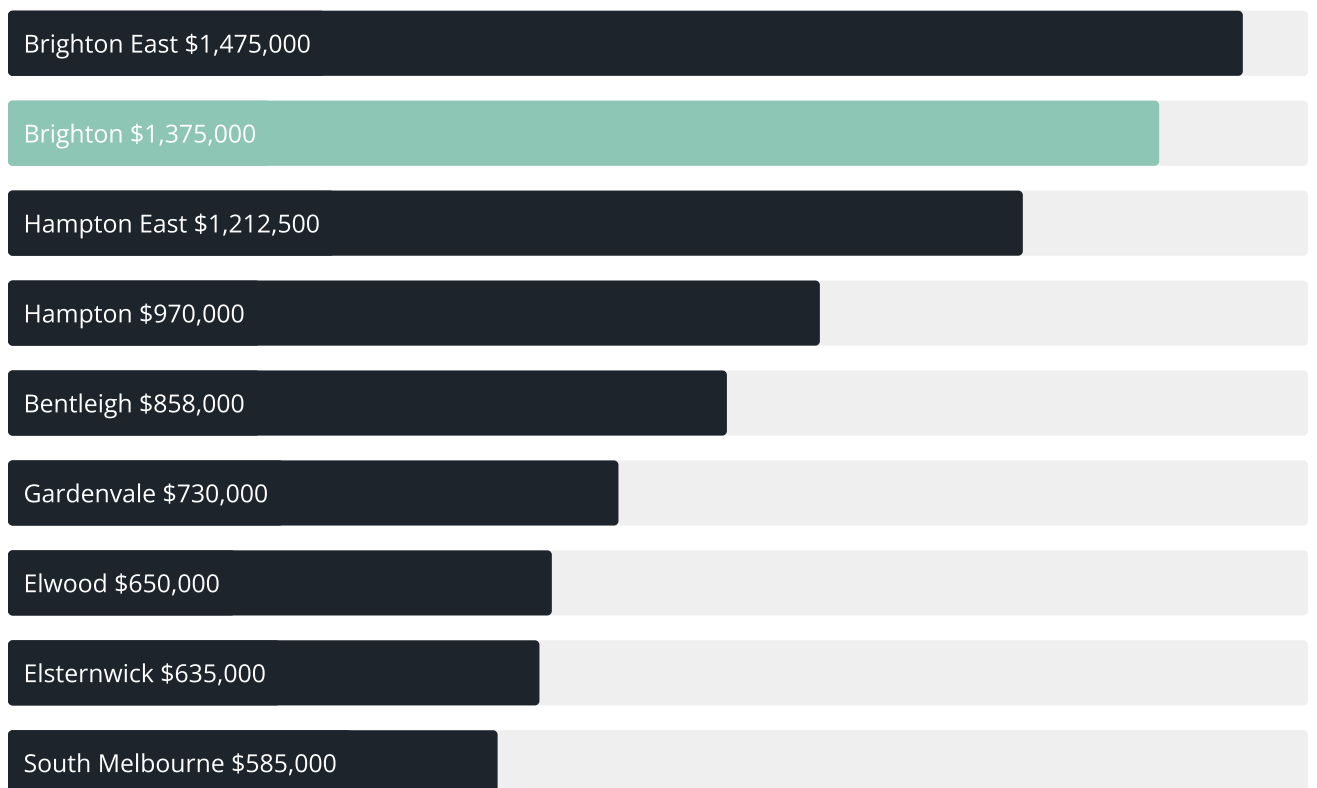
Quarterly price change

4.96% ↑

Quarterly price change¹



BRIGHTON SUBURB REPORT

Median house price¹Median unit price¹

Sale method²Auction clearance rate³

82.54%

Median days on market³

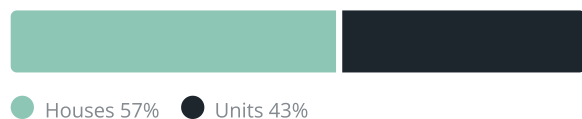
27 days

Jellis Craig average inspection attendance per listing⁴

27 groups

Average hold period¹

7.1 years

Dwelling type⁵Ownership⁵Population⁵

23,252

Median asking rent¹

\$1,400 per week

Population growth⁵

0.00%

Rental yield¹

2.05%

Median age⁵

48 years











Median household size⁵

2.4 people











BRIGHTON SUBURB REPORT

Recent Brighton sales











Discover a snapshot of the most recent results for this suburb, to view the full 12 months of sales history, please go to jellisecraig.com.au/suburb-reports

Address	Bedrooms	Type	Price	Sold
 17/18 Cochrane St Brighton	1	Apartment	\$420,000	23 Dec 2025
 7 Halifax St Brighton	5	House	\$7,500,000	20 Dec 2025
 15 Foote St Brighton	3	House	\$2,800,000	17 Dec 2025
 14/7 Cowra St Brighton	3	Apartment	\$739,000	11 Dec 2025
 211/211 Bay St Brighton	1	Apartment	\$380,000	08 Dec 2025
 3/128 North Rd Brighton	3	Townhouse	\$2,100,000	08 Dec 2025
 7/20 Outer Cr Brighton	2	Unit	\$1,180,000	06 Dec 2025
 11A Manor St Brighton	4	House	\$5,800,000	05 Dec 2025
 1/66 Asling St Brighton	2	Flat/Unit/Apartment	\$950,000	04 Dec 2025
 101 Cochrane St Brighton	4	House	\$6,000,000	03 Dec 2025

BRIGHTON SUBURB REPORT

Address	Bedrooms	Type	Price	Sold
 4/344 New St Brighton	2	Apartment	\$650,000	03 Dec 2025
 28 South Rd Brighton	4	House	\$2,390,000	03 Dec 2025
 15/18 Cochrane St Brighton	2	Apartment	\$565,000	01 Dec 2025
 67 Durrant St Brighton	4	House	\$1,210,000	29 Nov 2025
 2/105 Cochrane St Brighton	2	Villa	\$1,080,000	29 Nov 2025
 65 Were St Brighton	5	House	\$4,230,000	29 Nov 2025
 141 Cole St Brighton	4	House	\$2,400,000	29 Nov 2025
 106/186 Bay St Brighton	2	Apartment	\$560,000	25 Nov 2025
 143 Carpenter St Brighton	3	House	\$1,700,000	22 Nov 2025
 3/123 Cochrane St Brighton	2	Unit	\$947,000	22 Nov 2025

BRIGHTON SUBURB REPORT

Address	Bedrooms	Type	Price	Sold
 202/49 Montclair Av Brighton	3	Apartment	\$930,000	18 Nov 2025
 6/34 Bridge St Brighton	2	Unit	\$605,000	18 Nov 2025
 113/81 Asling St Brighton	2	Apartment	\$632,500	18 Nov 2025
 1/28 Esplanade Brighton	3	Apartment	\$3,300,000	18 Nov 2025
 4 Collins St Brighton	4	House	\$5,366,666	17 Nov 2025
 109/81 Asling St Brighton	2	Apartment	\$622,000	17 Nov 2025
 1 Weatherly Gr Brighton	4	House	\$10,777,000	16 Nov 2025
 11/568 New St Brighton	1	Apartment	\$345,000	14 Nov 2025
 3/35 Roslyn St Brighton	3	Flat/Unit/Apartment	\$1,820,000	13 Nov 2025
 3/21 Dawson Av Brighton	2	Apartment	\$805,000	12 Nov 2025



Jellis Craig Brighton

Level 1, 181 Bay Street, Brighton
03 9194 1200

Jellis Craig acknowledges and pays our respects to the Bunurong People, the Wadawurrung People, the Dja Dja Wurrung People and the Wurundjeri People as the Traditional Owners and original custodians of the lands on which Jellis Craig operates.

Data is current as of PDF generation date 08/01/2026

- 1 Property Data Online, updated quarterly for the past 12 months
- 2 Property Data Online, updated daily for the past 12 months
- 3 Property Data Online, updated daily for the past quarter
- 4 Jellis Craig's average inspection attendance per listing (houses) over the last 12 months, updated daily
- 5 2021 Australian Census
- 6 Property Data Online, updated daily

This publication contains data, analytics, statistics and other information supplied by PROPERTYDATAONLINE PTY LTD (PropertyData). The data provided in this publication is of a general nature and should not be construed as specific advice or relied upon in lieu of appropriate professional advice.

PropertyData relies upon data supplied by third parties and while the data is checked and reviewed, PropertyData does not warrant the accuracy or completeness of the information to the full extent permitted by the law and excludes all loss or damage howsoever arising (including through negligence) in connection with the data supplied by PropertyData. The State of Victoria owns the copyright in the Property Sales Data and reproduction of that data in any way without the consent of the State of Victoria will constitute a breach of the Copyright Act 1968 (cth). The State of Victoria does not warrant the accuracy or completeness of the Property Sales Data and any person using or relying upon such information does so on the basis that the State of Victoria accepts no responsibility or liability whatsoever for any errors, faults, defects or omissions in the information supplied.